

By Online Submission

Sec/26-27/23
Date: 21-05-2026

To,
The General Manager,
BSE Ltd.
1st Floor, New Trading Ring,
Rotunda Building, P.J. Tower,
Dalal Street, Fort
Mumbai- 400 001
BSE Code: 524370

To,
The General Manager,
National Stock Exchange of India Ltd.
Exchange Plaza,
Plot no. C/1, G Block,
Bandra-Kurla Complex
Bandra (E), Mumbai - 400 051.
NSE CODE: BODALCHEM

Dear Sir/Madam,

SUB: Earning/Investor Presentation- Q4 & FY26

Ref: Regulation 30, Schedule III Part A of SEBI (Listing Obligations and Disclosure Requirements) Regulations, 2015.

With reference to the above captioned subject, we herewith enclosed Earnings/Investor Presentation-
Q4 & FY 26

This is for your information and record please.

Thanking You,

For, BODAL CHEMICALS LTD.

Ashutosh B Bhatt
Company secretary & Compliance Officer
ENCL: a/a



Bodal Chemicals Ltd.
COLOURS. INTEGRATION. INNOVATION.



Bodal Chemicals Limited

Investor Presentation-May 2026



This presentation and the accompanying slides (the “Presentation”), which have been prepared by **Bodal Chemicals Limited (the “Company”)**, have been prepared solely for information purposes and do not constitute any offer, recommendation or invitation to purchase or subscribe for any securities, and shall not form the basis or be relied on in connection with any contract or binding commitment whatsoever. No offering of securities of the Company will be made except by means of a statutory offering document containing detailed information about the Company.

This Presentation has been prepared by the Company based on information and data which the Company considers reliable, but the Company makes no representation or warranty, express or implied, whatsoever, and no reliance shall be placed on, the truth, accuracy, completeness, fairness and reasonableness of the contents of this Presentation. This Presentation may not be all inclusive and may not contain all of the information that you may consider material. Any liability in respect of the contents of, or any omission from, this Presentation is expressly excluded.

This presentation contains certain forward looking statements concerning the Company’s future business prospects and business profitability, which are subject to a number of risks and uncertainties and the actual results could materially differ from those in such forward looking statements. The risks and uncertainties relating to these statements include, but are not limited to, risks and uncertainties regarding fluctuations in earnings, our ability to manage growth, competition (both domestic and international), economic growth in India and abroad, ability to attract and retain highly skilled professionals, time and cost over runs on contracts, our ability to manage our international operations, government policies and actions regulations, interest and other fiscal costs generally prevailing in the economy. The Company does not undertake to make any announcement in case any of these forward looking statements become materially incorrect in future or update any forward looking statements made from time to time by or on behalf of the Company.



Q4 & FY26 Highlights

Business Highlights

FY26

Rs. 20,539 mn
Revenue

Rs. 2,028 mn
EBITDA

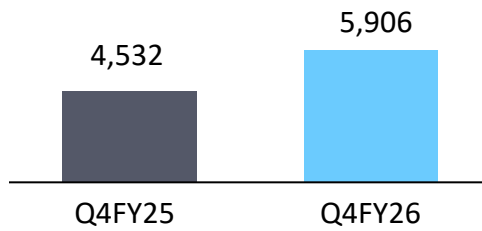
Rs. 478 Mn
PAT

- During the Q4FY26, the company achieved total revenue of Rs. 5,906 mn, a growth of 30% on YoY basis. The absolute EBITDA stood at 711 mn, 43% growth on YoY basis. During the FY26, total revenue stood at 20,539 mn, grew by 16% on a YoY basis and the absolute EBITDA stood at 2,028 mn, 19% growth on YoY basis. During the year, this growth was led by Improved volumes, better realizations and recognition of SGST incentive from Govt. of Punjab for our unit 12 located in Punjab. During the year, the increased overhead from the Saykha plant is partially offsetting the profitability of other divisions.
- Revenue from Dye intermediates grew by 6%, Dyestuff grew by 6% and Basic Chemicals, grew by 80% YoY basis during the FY26. In Q4FY26, Revenue from Dye Intermediates stood at Rs.1,936 mn, grew by 21% on YoY basis, Revenue from Dyestuffs stood at Rs.1,441 mn, a grew by 15 % on YoY basis and Revenue from Basic Chemicals Stood at Rs. 632 mn, grew by 239% on YoY basis, In basic chemicals revenue is increased due to rise in raw material price, i.e Sulphur, followed by an increase in finished goods prices.
- During the FY26, Chlor Alkali business has reported revenue of Rs. 3,387mn, remained in line on YoY basis. During the Q4FY26, the revenue stood at Rs.834mn .
- In Saykha's the Benzene downstream products, in Q4FY26 the company has achieved satisfactory production levels, compliant with required quality standards. However, margins remain under pressure due to intense competition, subdued demand and the sharp rise in raw material prices. We expect gradual growth and meaningful contributions to both the top and bottom lines on a QoQ basis.
- BCTPL, Chinese subsidiary and Indonesian subsidiary have performed overall satisfactory during the FY26. Sener Boya, Turkish subsidiary is impacted due to hyperinflation. During the quarter Q4FY26, due to AS 29 there is Rs. 26.5 mn loss and the same is already a part of the declared result.
- The management's ongoing rationalisation and monetisation of non-core assets has helped to maintain cashflow and profitability for the company. Improvement in volumes across divisions, stable and passing of increased raw material cost to finished goods, will help us to enhance revenue and margins in the near term.

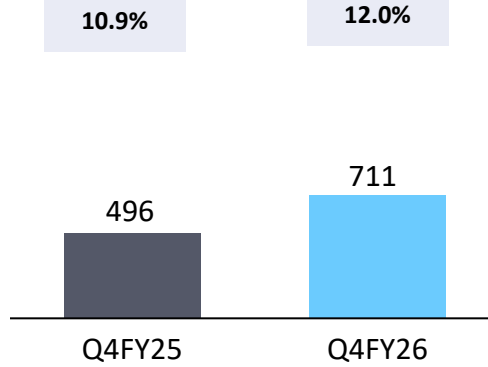
Performance Highlights

Q4 FY26 Performance

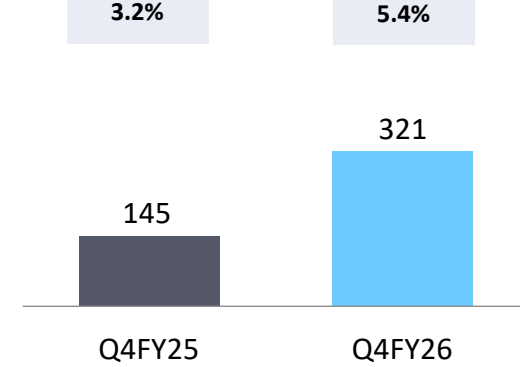
Revenue (Rs. In Mn)



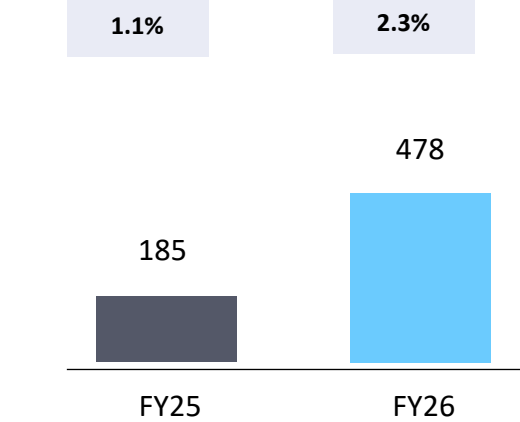
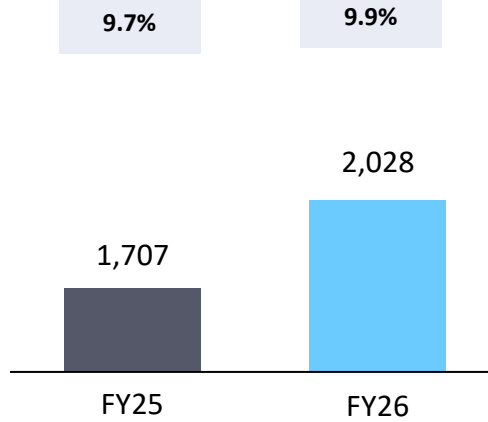
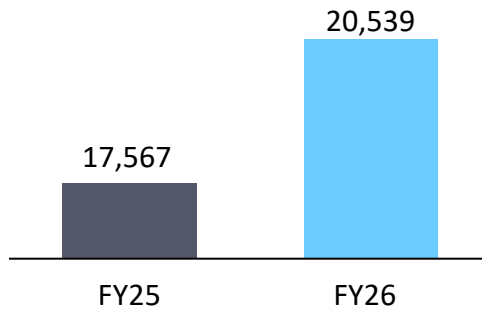
EBITDA (Rs. In Mn)



PAT (Rs. In Mn)



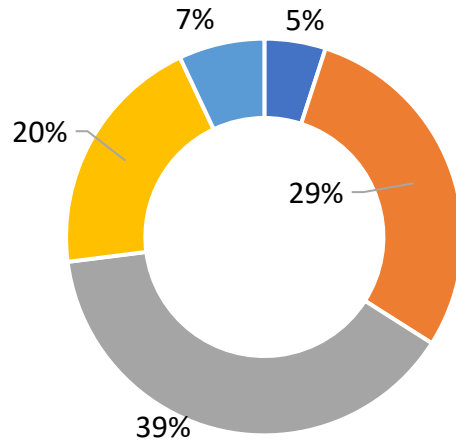
FY26 Performance



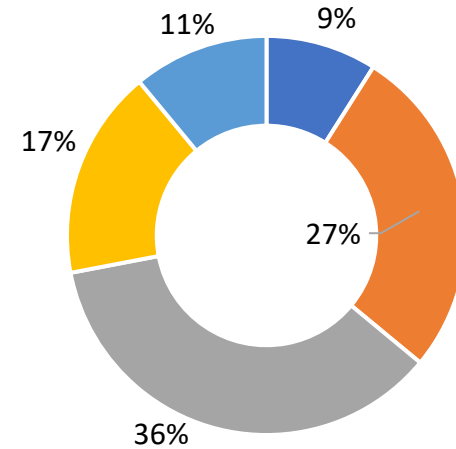
* On Consolidated basis

Performance Highlights

FY25
Revenue Rs 17,096 mn



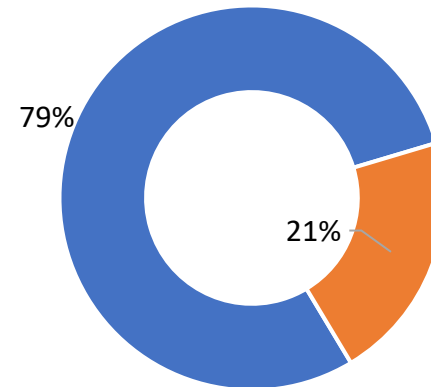
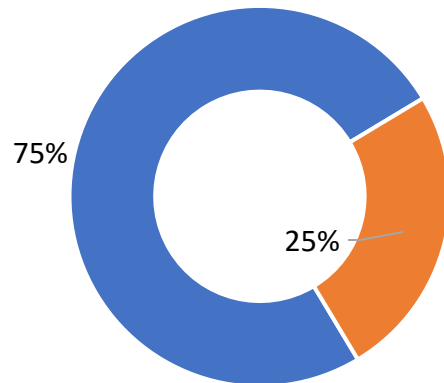
FY26
Revenue Rs 19,500 mn



- Basic Chemicals
- Dyestuff
- Dye Intermediates
- Caustic Soda
- Others

Revenue Breakup

Geographic Breakup



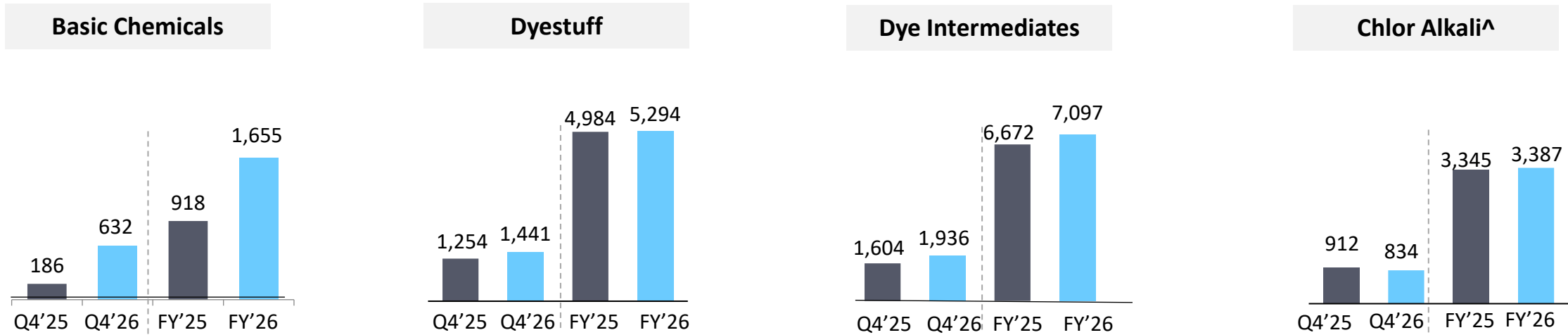
- Domestic
- Export

* On Consolidated basis –Sales of products excluding other non operating income

Performance Highlights

(Rs in mn)

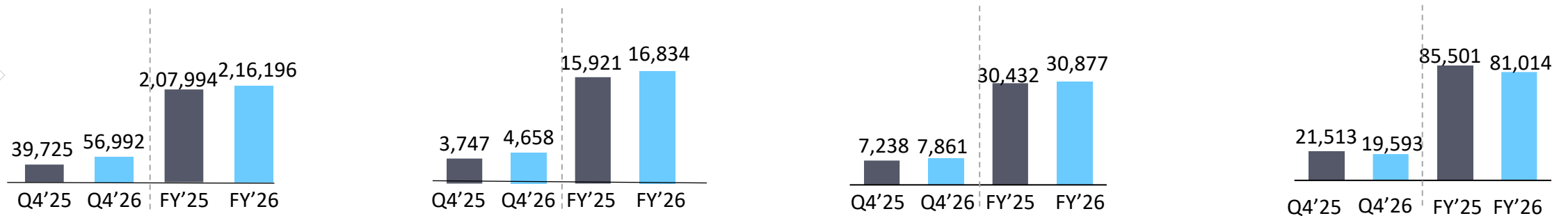
Revenue Breakup



*Revenue breakup on a Consolidated basis

Production Volume

(MT)



* Production Volume on a Standalone basis

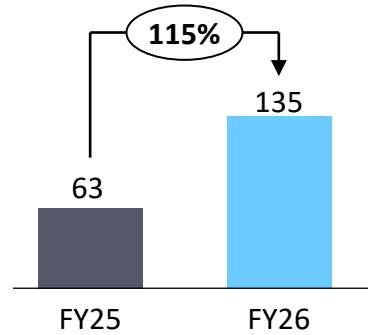
^Production volume - Caustic Soda only and revenue included Caustic Soda and other products

Subsidiaries Performance

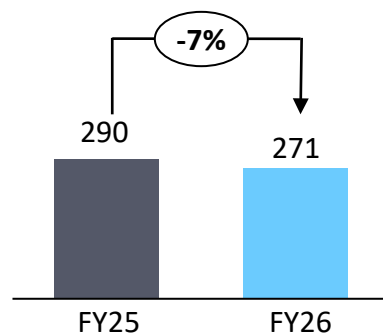
(Rs in mn)

Revenue

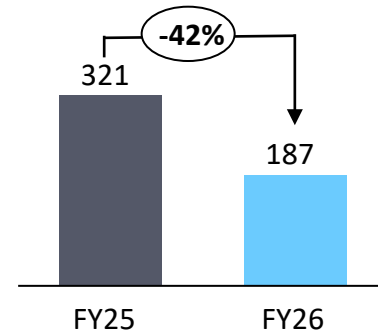
BCTPL



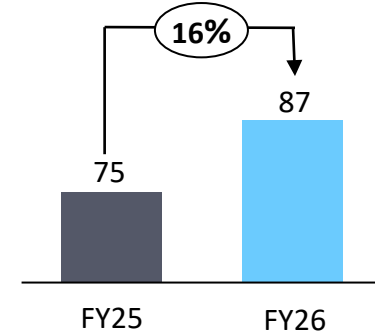
Sen-er Boya



BCL China



BCL Indonesia



Particulars	BCTPL		Sener Boya		Bodal-China		Bodal-Indonesia	
	FY25	FY26	FY25	FY26	FY25	FY26	FY25	FY26
(Rs in mn)								
Sales	62.8	134.9	290.3	270.5	320.8	186.7	74.9	86.9
PBT	3.6	5.2	-71.0	-69.5	8.7	14.2	-3.1	7.3
PAT	2.7	3.9	-7.7	-10.3	8.5	14.2	-3.1	7.3

Consolidated Profit & Loss Statement

Particulars (Rs. In Mn)	Q4 FY26	Q4 FY25	Y-o-Y%	FY26	FY25	Y-o-Y%
Revenue from Operation	5,880.2	4,508.7		20,122.4	17,484.3	
Other Income	25.9	23.5		416.5	82.9	
Total Revenue	5,906.0	4,532.2	30.3%	20,538.9	17,567.2	16.9%
Raw Material Consumed	3,229.2	2,172.9		11,101.0	8,859.3	
Employee Expenses	305.4	290.8		1,283.4	1,148.5	
Other Expenses	1,633.5	1,549.1		6,056.2	5,770.2	
Loss arising from Company's Subsidiary operating in hyperinflationary economies	26.5	23.4		69.9	82.8	
EBITDA	711.5	496.1	43.4%	2,028.5	1,706.5	18.9%
EBITDA (%)	12.0%	10.9%		9.9%	9.7%	
Depreciation	172.5	170.1		696.3	685.1	
EBIT	539.0	325.9		1332.2	1021.4	
EBIT (%)	9.1%	7.2%		6.5%	5.8%	
Finance Cost	178.3	210.0		788.2	815.8	
Exceptional Items	0.0	0.0		0.3	12.5	
Profit Before Tax	360.7	116.0		543.8	193.1	
Tax	40.1	-29.1		65.5	8.1	
Profit After Tax	320.6	145.0	121.0%	478.3	185.0	158.5%
Profit After Tax (%)	5.4%	3.2%		2.3%	1.1%	
EPS (in Rs.)	2.6	1.2		3.8	1.5	

Standalone Profit & Loss Statement

Particulars (Rs. In Mn)	Q4 FY26	Q4 FY25	Y-o-Y%	FY26	FY25	Y-o-Y%
Revenue from Operation	5,771.0	4,455.3		19,746.3	17,267.4	
Other Income	18.6	19.8		385.8	59.2	
Total Revenue	5,789.6	4,475.1	29.4%	20,132.0	17,326.6	16.2%
Raw Material Consumed	3,172.5	2,091.1		10,857.3	8,689.5	
Employee Expenses	290.0	281.8		1,225.5	1,106.3	
Other Expenses	1,611.1	1,584.7		5,984.6	5,775.8	
EBITDA	716.0	517.5	38.4%	2,064.7	1,755.0	17.6%
EBITDA (%)	12.4%	11.6%		10.3%	10.1%	
Depreciation	170.0	167.5		686.4	675.1	
EBIT	546.1	350.0		1378.3	1079.9	
EBIT (%)	9.4%	7.8%		6.8%	6.2%	
Finance Cost	177.9	203.8		786.6	801.4	
Exceptional Items	0.0	0.0		0.3	12.5	
Profit Before Tax	368.1	146.3		591.4	266.0	
Tax	62.9	40.4		120.9	70.2	
Profit After Tax	305.2	105.8	188.4%	470.4	195.8	140.3%
Profit After Tax (%)	5.3%	2.4%		2.3%	1.1%	
EPS (in Rs.)	2.4	0.9		3.7	1.6	

Consolidated Balance Sheet

Particulars (In Mn)	Mar-26	Mar-25
ASSETS		
Non-current assets	14,213.8	14,549.5
Property, Plant and Equipment	12,148.4	12,841.6
Right of use of assets	124.7	46.8
Capital Work-In-Progress	668.6	607.7
Goodwill	84.8	84.8
Other Intangible Assets	30.6	40.2
Financial Assets		
(i) Investments	1.2	2.1
(ii) Loans	19.8	26.0
(iii) Other financial assets	681.8	506.1
Non-current tax assets	108.3	98.4
Deferred tax assets	194.4	135.8
Other non-current assets	151.4	160.1
Current assets	9,343.9	8,979.6
Inventories	3,235.9	3,372.4
Financial Assets		
(i) Trade receivables	4,386.3	3,989.1
(ii) Cash and cash equivalents	167.7	234.4
(iii) Bank Balances other than above (iii)	45.2	126.2
(iv) Loans	22.7	22.1
(v) Other financial assets	366.8	146.0
Income Tax Assets (Net)	17.1	11.9
Other current assets	847.2	1,074.6
Assets held for sale	255.1	2.9
TOTAL - ASSETS	23,557.7	23,529.0

Particulars (In Mn)	Mar-26	Mar-25
Equity & Liabilities		
Equity	11,575.4	11,048.5
Equity Share capital	251.9	251.9
Other equity	11,323.6	10,796.6
LIABILITIES		
Non-current liabilities	4,366.8	4,811.4
Financial liabilities		
Borrowings	3,401.7	4,064.8
Lease Liabilities	104.9	37.9
Provisions	10.2	8.6
Deferred tax liabilities (net)	849.9	700.1
Current liabilities	7,615.5	7,669.1
Financial liabilities		
(i) Borrowings	4,600.2	4,994.9
(ii) Lease Liabilities	25.1	11.5
(iii) Trade payables	2,468.1	2,363.0
(iv) Other financial liabilities	162.3	102.7
Other current liabilities	277.1	140.6
Provisions	68.6	52.7
Current tax liabilities (net)	0.7	0.6
Liabilities classified as held for sale	13.5	3.3
TOTAL - EQUITY AND LIABILITIES	23,557.7	23,529.0



Company Overview

A Leading Chemical Manufacturer



3

Decade Old Organization



8

Operating Manufacturing Facilities



Rs. 20,539 mn

FY26 Consolidated Revenue



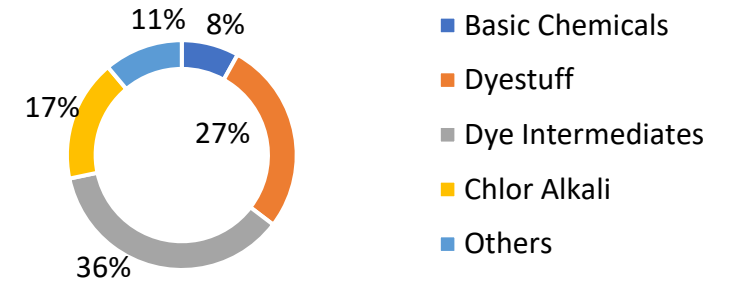
70+

Distributors Across India



10

6 Domestic + 4 Overseas Depots



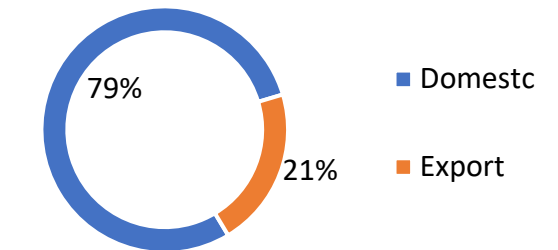
200+

Products



600+

Customers



Integrated Chemical Player Having Global Presence Across Multiple Products

Company Evolution



1989

- Incorporated as JK Pharma at Unit II-A



1993 - 1994

- Acquired Unit II & Unit III
- Name changed to Bodal Chemicals Pvt. Ltd.



1997-2004

- 1997-Acquired two Units
- 2004 -Acquired Unit I & Forward integrated in **Dyestuffs** segment



2006-2010

- 2006-Listed on BSE via reverse merger with Dintex Dye Chem (Unit I)
- Acquired Unit IV
- 2007-Built Unit VII & Acquired Unit VIII



2017

- Acquired 70% stake in **SPS Processors** & 40% stake in **Trion Chemicals**



2016

- Amalgamation: Bodal Agrotech, becomes Unit X



2013- 15

- MEEP at Unit VII



2011

- Backward integration of **Basic Chemical** at Unit VII



2018

- Expanded **Dyestuffs** capacity by 12,000 MTPA
- Installed additional 5MW co-generation powerplant



2019

- Enhanced **Dyestuffs capacity** by 6,000 MTPA
- Built TC capacity by 36,000MTPA



2019-20

- Acquired 80% stake in Sener Boya (a Turkish entity)
- Recognized as Bluesign System partner
- Acquired 100% stake of Trion Chemicals and Amalgamated with Bodal as a unit XI



2021-24

- Acquisition of Chlor Alkali plant in Punjab and Completed technology upgradation with capacity expansion
- Amalgamation of SPS with Bodal Specialty Benzene Downstream Products in Saykha, Gujarat production started.

Geographical Footprint

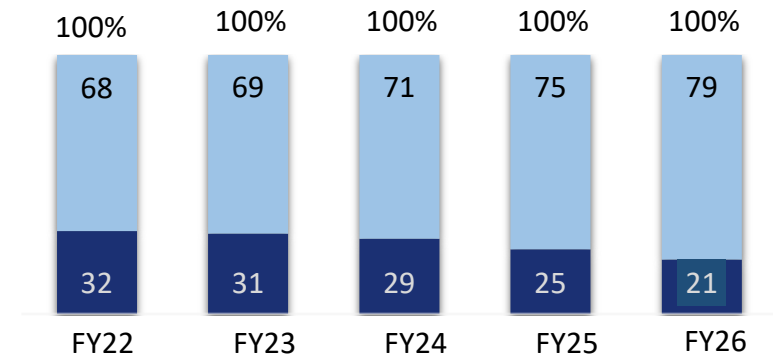
~25 of Total revenue comes from exports



30+ Countries
Global Presence

Revenue Breakup

Domestic Export



Longstanding Clientele

Basic Chemicals










Dye Intermediates










Dyestuffs













Chlor Alkali













70+
Distributors Across India



600+
Customers

Experienced Board & Management Team

Mr. Suresh J. Patel Chairman & MD

Experience : 40+ years

Background :

- Founder & Visionary of the company
- Involved in day-to-day operations & Dye Intermediates marketing
- +3 decade of experience in the chemicals manufacturing & trading

Mr. Bhavin S. Patel Executive Director

Experience : 20+ years

Background :

- He played an instrumental role in Dyestuffs business
- He heads the Dyestuffs division including production, marketing etc
- Increased business presence in global market significantly

Mr. Ankit S. Patel Executive Director

Experience : 15+ years

Background :

- Economics Graduate from University of Nevada & MBA from Dervi University, USA
- He heads basic chemicals division and lead the sulphuric acid and Chlor Alkali plant expansion

Mr. Mayur Padhya Chief Financial Officer

Experience: 30+ Years

Background :

- Qualified Chartered Accountant & Cost Management Accountant
- He handles finance, corporate affairs and investor relationship

Mr. Rajarshi Gosh Director - HSE

Experience : 25+ years

Background :

- Progressive experience in Cross functional management and senior leadership roles
- Well versed in EHSS Management, Principles of Risk Management

Mr. Rohit B. Maloo Independent Director

Experience : 15+ years

Background :

- CA, MBA, M.Com & CFA Level II
- Has been a practicing in the field of audit and taxation since a decade of listed companies having turnover of more than Rs. 1500 crores

Mr. Nalin Kumar Independent Director

Experience : 30+ years

Background :

- BTech, IIT-Kharagpur, MBA, IIM-Calcutta
- Previously associated with leading financial services firms like HSBC, JP Morgan etc

Mr. Mayank Mehta Independent Director

Experience : 40+ years

Background :

- Banking & Finance professional with over 4 decade of experience
- Previous associated as CFO of Union Bank of India and Executive Director at Bank of Baroda

Mrs. Neha Huddar Independent Director

Experience : 35+ years

Background :

- Qualified C.A & Finance professional with experience in funds management, audit, accounting, taxation etc.
- Previously associated with Thirumalai Chemicals as CFO &

Awards & Certifications

Awards

2005-06

- Received the prestigious **Chemexcil Gold Award** for outstanding performance in **Exports by Merchant Exporters Panel** of Chemexcil, Government of India

2009-10

- Award for direct export of **Dye Intermediates** and Dyestuffs from the **Gujarat Dyestuffs Manufacturers Association**.

2011-12

- CHEMEXCIL - "**Trishul Award**" - 2011-12 and 2013-14

2013-14

- Highest Self Manufacturing Turnover for Domestic and Export** of Dyes and Dye Intermediates from the **Gujarat Dyestuffs Manufacturers Association**

2015-16

- CHEMEXCIL - "**Gold Award**"

2016-17

- Highest Self Manufacturing Turnover** for Domestic and Export of Dyes and Dye Intermediates from the GDMA.
- First in **Large scale unit category** for outstanding performance on **DMAI & CHEMEXCIL - "Award of Excellency"**

2017-18

- Second in **Large scale unit category** for Excellent performance in Export of Dyestuffs from the Dyestuffs Manufacturers' Association of India
- Listed amongst the Top 500 Indian Companies by the Dun & Bradstreet in 2018 for the second consecutive time

2018-19

- ET Enterprise Icons 2018 | Gujarat Best brand award 2018
- 25 Best Companies to Work For (Industry) 2019 by CEO Insights

2022-23

- Highest self Manufacturing Turnover from Domestic and Export of Dyes and Dye Intermediates by GDMA
- First Award for the outstanding performance in Domestic Market by Large Scale Unit by DMAI

2023-24

- Second prize in National Energy Conservation Awards (NECA) 2024** for the Outstanding contributions in energy conservation in the Chlor-Alkali sector given by the Award Committee under the Ministry of Power, Government of India.
- Highest self Manufacturing Turnover from Domestic and Export of Dyes and Dye Intermediates by **GDMA**

Certificates

- BCL has ISO 9001:2015 and ISO 14001:2015 certifications for their production of Dye intermediates & Dyestuffs.
- Bluesign Certification – Recognized as Bluesign System partner – Bluesign approved Product Supplier
- GOTS (Global Organic Textile Standard) Certification
- ZDHC Certification
- ISO 45001 : 2018 Certification
- BEHIVE Certification
- ECOTAX Certification

Ø ZDHC
Zero Discharge of
Hazardous Chemicals





Product Overview

Diversified Product Portfolio

Existing Products

Basic Chemicals

- Sulphuric Acid
- Chlorosulphonic Acid
- Sulphur Trioxide
- Oleum 23% & 65%
- Sodium Bisulphate
- Acetanilide
- Thionyl Chloride
- Para Nitro Aniline

~12
Products

Dye Intermediates

- Vinyl Sulphone & Derivatives
- H Acid
- DASA
- F.C. Acid
- Gamma Acid, K Acid
- Sulpho Tobias Acid
- 4.N.A.D.P.S.A
- 6-Nitro
- MPDSA
- Beta Nephthol
- Meta Ureido Aniline
- 1:2:4 P'

~25
Products

Dyestuffs

- Reactive Dyes
- Acid Dyes
- Direct Dyes
- Liquid Dyes

~175
Products

Chlor Alkali

- Caustic soda
- Chlorine
- Hydrogen
- Hydrochloric Acid (HCL)
- Sodium Hypochlorite (HYPO)
- Stable Bleaching Powder (SBP)

6
Products

New Products Additions

Benzene Derivative

- MCB
- DCB
- PNCB
- ONCB
- MNCB

5
Products

End User Industries



Textiles



Leather



Paper



Water Treatments



Home Care



Pharma



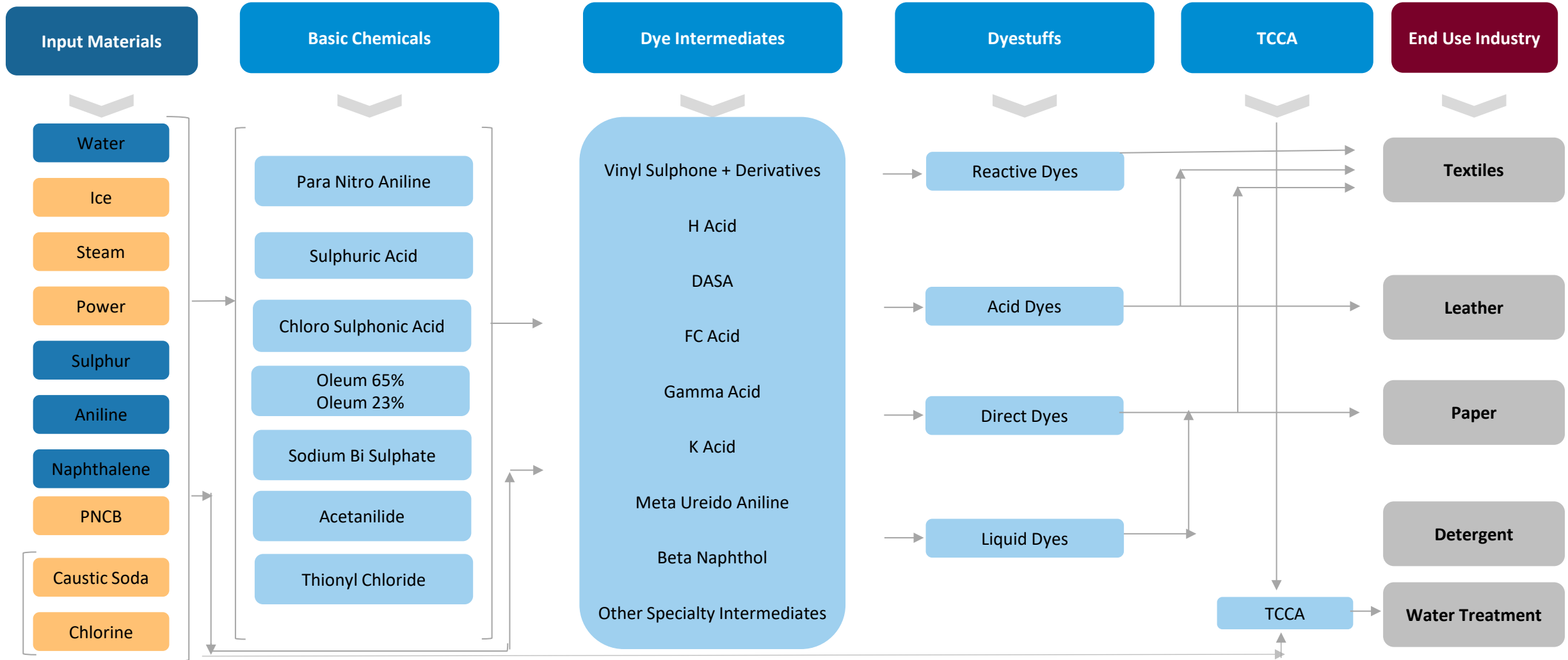
Agro-Chemical



Home Care

Moving From Integrated Dyestuffs Player to Niche Value-added Products

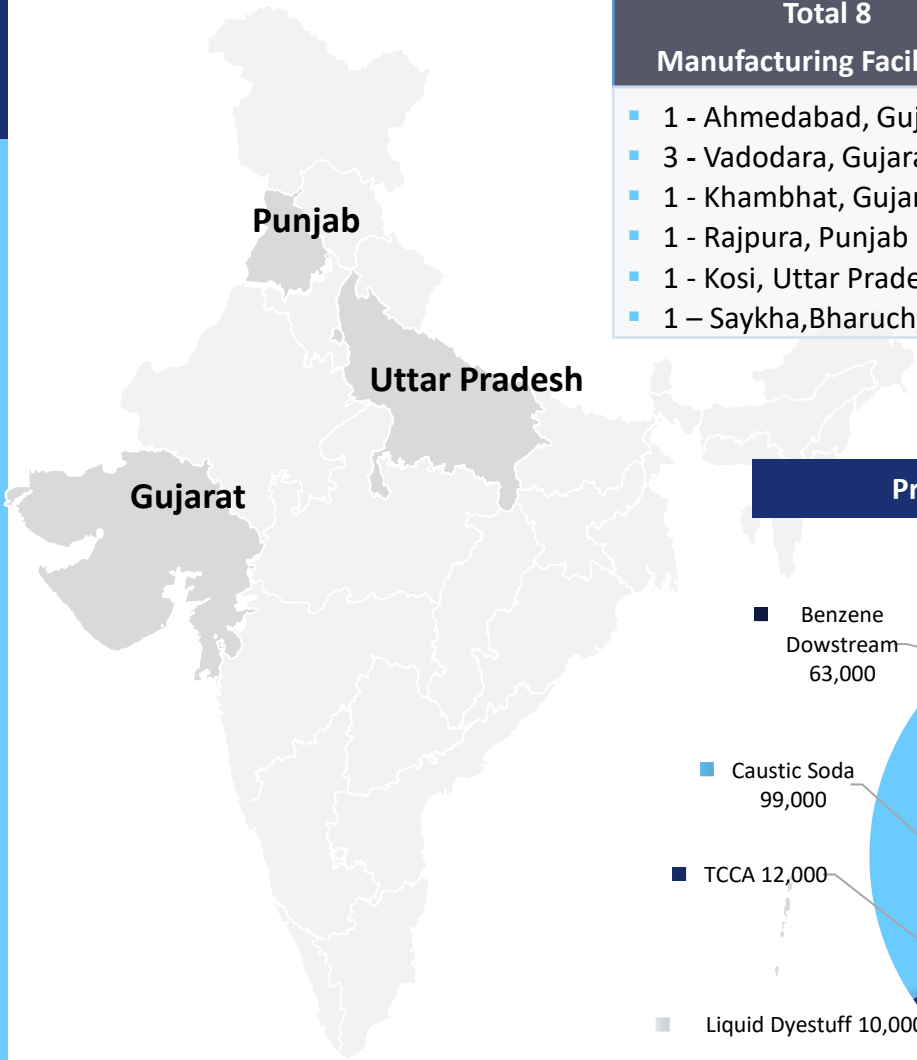
Manufacturing Value Chain



- Input Materials – part/full in-house
- Input Materials – external
- Bodal Chemicals Products
- End use industries

~ 40% of the Basic Chemicals to be captively consumed by Dye Intermediates and
 ~ 40% of Dye Intermediates output to be consumed by Dyestuffs, giving us a cost-competitive advantage

Manufacturing Facilities



Total 8 Manufacturing Facilities *

- 1 - Ahmedabad, Gujarat
- 3 - Vadodara, Gujarat
- 1 - Khambhat, Gujarat
- 1 - Rajpura, Punjab
- 1 - Kosi, Uttar Pradesh
- 1 - Saykha, Bharuch, Gujarat

In-house R&D Lab

- 2 - Vadodara, Gujarat

Total Employees

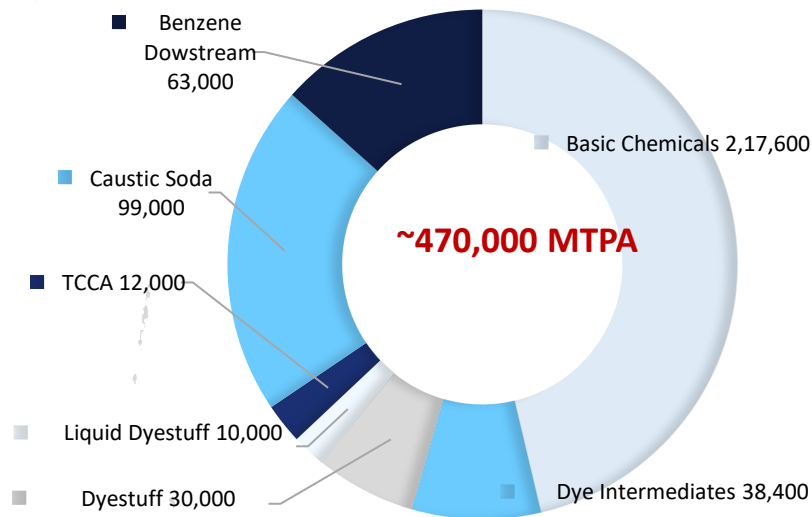
- Domestic 2,200 +
- Contract Labours ~1,500
- Overseas 30+

10 Depots (Exclusive Distribution Warehouse)

- 6 - India
- 1 - China
- 1 - Turkey
- 1 - Bangladesh
- 1 - Indonesia

Our major facilities strategically located at western belt of India which is largest chemical manufacturing zone
Proximity to nearby seaport at Mundra, Pipavav, Hazira and Nhava Sheva

Production Capacity (MTPA)



Note : 1) Re grouped production capacity 6000 MTPA of Beta Naphthol from Basic Chemicals to Dyes intermediates 2) Maps not to scale. All data, information are provided "as is" without warranty any representation of accuracy, timeliness or completion 3) * Operating plants

Our Major Subsidiaries

Company
Name

Location

Stake

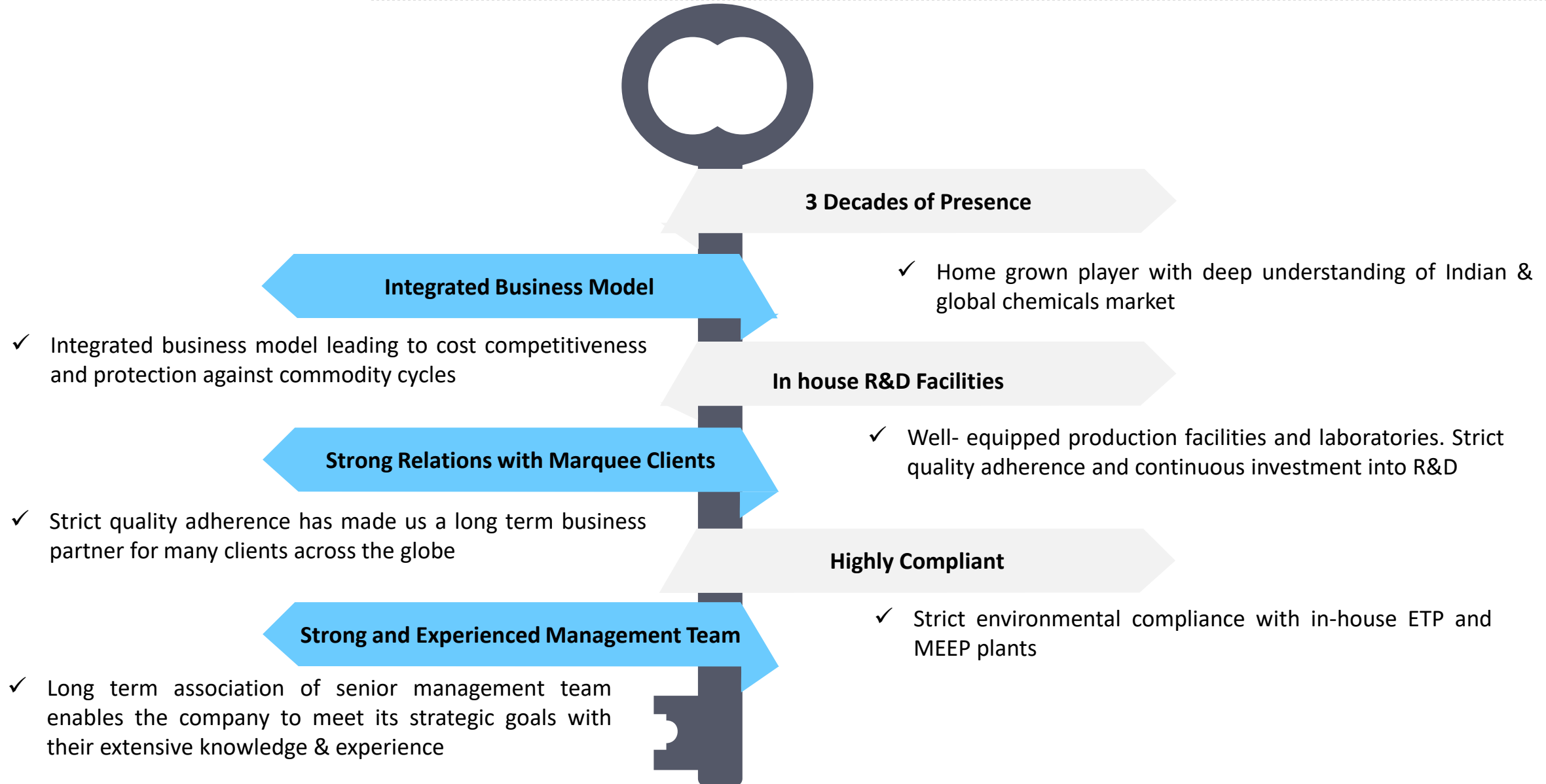
FY 26
Revenue

Details

(Rs in mn)

Company Name	Location	Stake	FY 26 Revenue	Details
Bodal Chemicals Trading Private Limited	Gujarat, India	100%	Rs 135 mn	Trading and Marketing subsidiary
Bodal Chemicals Trading Shijiazhuang Limited	China	100%	Rs. 187 mn	Trading & Marketing subsidiary for China and adjacent countries
Sen-er Boya Kimya Tekstil Sanayi Ve Ticaret	Turkey	100%	Rs.271 mn	Standardizing, trading, and marketing subsidiary for Turkey
Pt Bodal Chemicals Indonesia	Indonesia	100%	Rs. 87 mn	Trading, and marketing subsidiary for Indonesia

Our Key Strengths



India's Edge in the Global Chemicals Market

Industry Megatrends

Structural Shift

Unorganized players in the Dye Intermediates and Dyestuffs Industry have been declining

China +1

India is emerging as the next alternative supplier for the global market

Compliance

Companies that are compliant with global environment laws will sustain

Policy Changes in China

Stringent measures & environment norms have eliminated small companies in china

Rising Exports

India has increased their chemical exports over the last few years

Textile Industry

Textiles constitutes ~80% of the total Dyestuffs demand and is expected to recover gradually

Atamanirbhar Bharat Abhiyan

The govt. initiative to reduce dependency on import of chemicals

Dyestuff Production

Gujarat is a leader with over 75% market share in Dyestuff Industry

Integrated player

Companies that have backward integration will have higher competitive edge

Availability of Raw Material

All key raw materials are available in India

Bodal's Edge

Highly Compliant & Large Integrated Dyestuffs Player

Dyestuff Market Share		Dye-Intermediates Market Share	
Domestic	Global	Domestic	Global
~13%	~3%	~20%	~6%

*Above market share figures are based on management estimates



Next Level of Growth

Way Forward

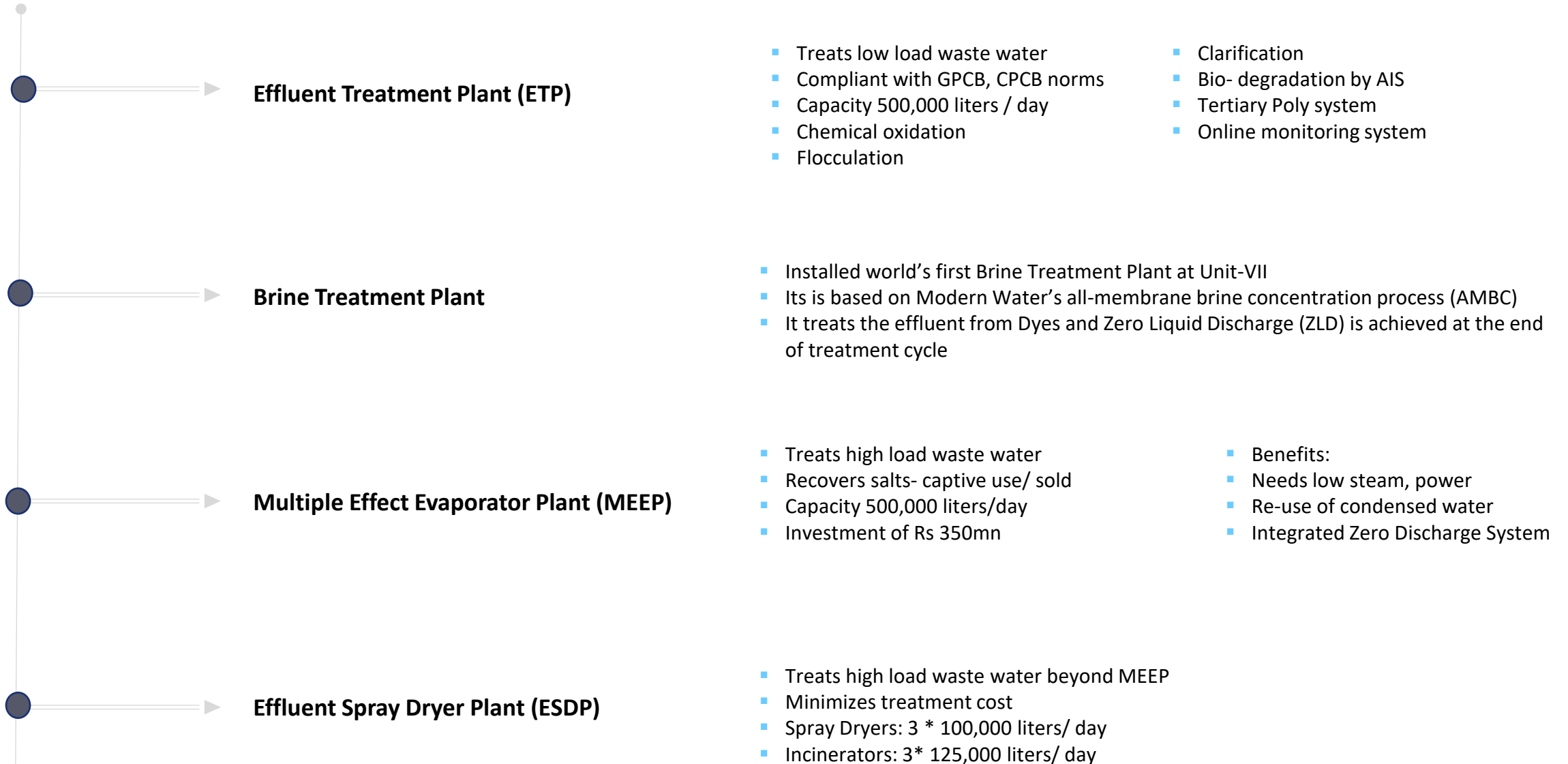




Responsible Corporate

Environmentally Compliant

Operating plants	Location	Zero Discharge Site (Solid+ Liquid+Air)	Effluent Treatment Plant	Common Effluent Treatment Plant, (at GIDC)	Multiple Effect Evaporator (MEEP)	Effluent Spray Dryer Plant (ESDP)	Solid Waste Incinerator Plant	Treated Effluent Discharge Access VECL Cala Lit./Day
Unit –IV	Vatva	-	✓	✓	-	-	-	-
Unit –V	Saykha –Bharuch	✓	✓	-	✓	-	-	-
Unit -VI	Kosi	✓	✓	-	✓	-	-	-
Unit VII	Vadodara	-	✓	-	✓	✓	✓	949,000
Unit VIII	Vadodara	-	✓	-	✓	✓	✓	23,800
Unit IX	Vadodara	✓	✓	-	-	-	-	-
Unit XI	Khambhat	✓	✓	-	-	-	-	-
Unit XII	Rajpura	✓	✓	-	✓	-	-	-



Responding To Critical Issue

Key Challenges

- High costs involved in complying with environmental regulations. Moreover, the rising industrial water and power rates are a concern.
- Scarcity of water can lead to insufficient supply affecting our production needs.
- The Chemical Industry is energy and CO₂ intensive. It represents more than 30% of global Greenhouse Gas (GHG) emissions. If not controlled, it can have a profound effect on climate change

Our Response

- Abides by the mantra of reduce, recover and reuse' of natural resources
- Taken appropriate pollution control systems including implementation of Effluent Treatment Plants (ETPs), Multiple Effect Evaporator Plant (MEEP), Brine Treatment Plant and Effluent Spray Dryer Plant (ESDP).
- The Company possesses 5 MW Co-generation lignite-based & 1.73 MW steam (waste recovery heat) based captive power plant at Unit 7

Outcome

- Reusable clean water
- Zero liquid discharge
- Salt extracted through MEEP process is captively used or sold
- Cost optimization through proper management of the energy consumption
- Creating a better future for all stakeholders



Multiple Effect Evaporator Plant (MEEP)



Effluent Treatment Plant (ETP)

Key Focus Areas

- Eradicating hunger, poverty and malnutrition
- Promoting healthcare and sanitation including contribution to the Swach Bharat Kosh
- Promoting education and enhancement of rural infrastructure
- Ensuring environmental sustainability
- Providing funds for construction for drinking water pipelines Conducting regular health check-up camps
- Promotes Sports, with Contribution to :
 - Sports Council of the Deaf Basketball Club
 - Promoting individual talent to represent the country in sporting events
- To support various Trusts and NGO's like YUVA Unstoppable

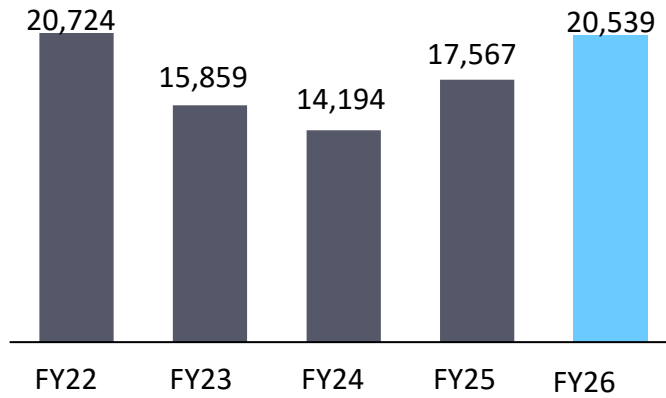




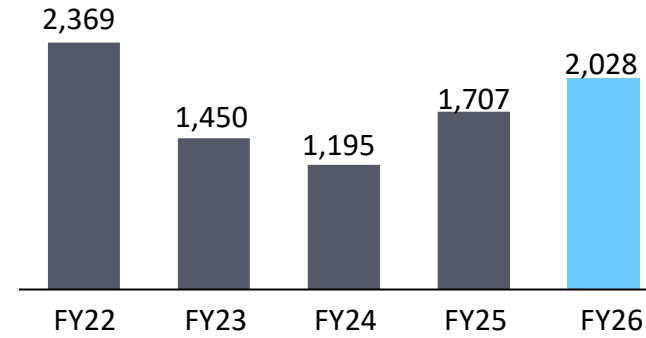
Financial Highlights

Financial Highlights

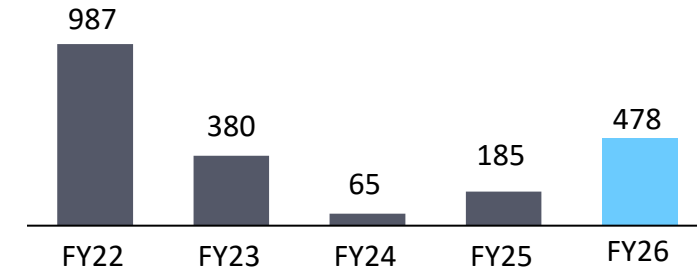
Revenue (Rs. In Mn)



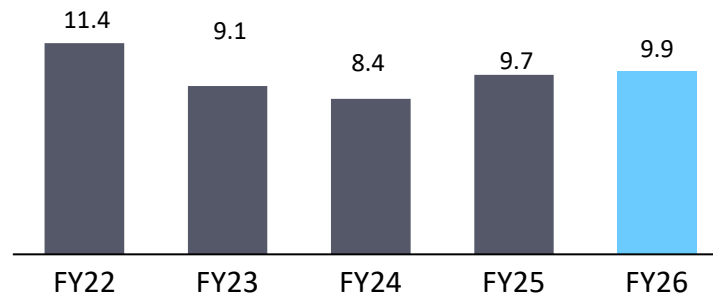
EBITDA (Rs. In Mn)



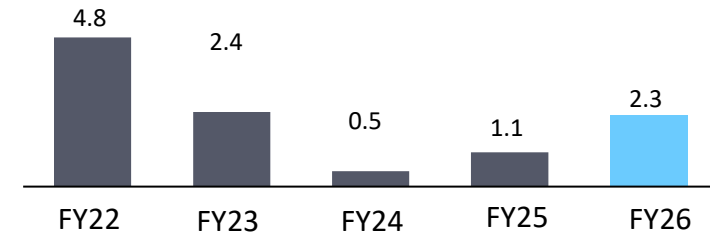
PAT (Rs. In Mn)



EBITDA Margin (%)



PAT Margin (%)



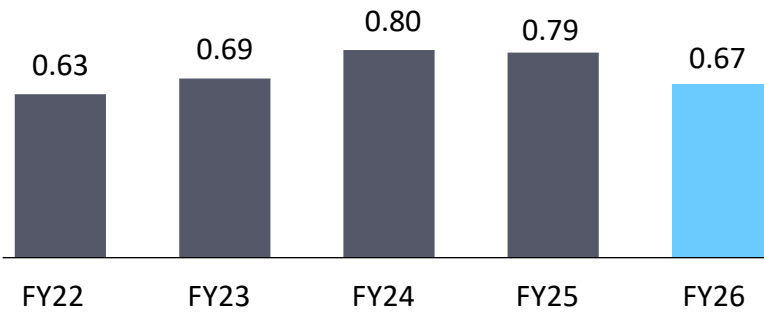
* On Consolidated basis

Revenue includes other income

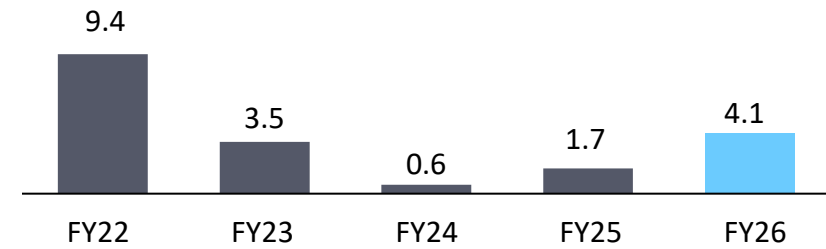
Note : FY22 financials has been restated due to amalgamation of SPS Processors Pvt. Ltd.

Key Ratios

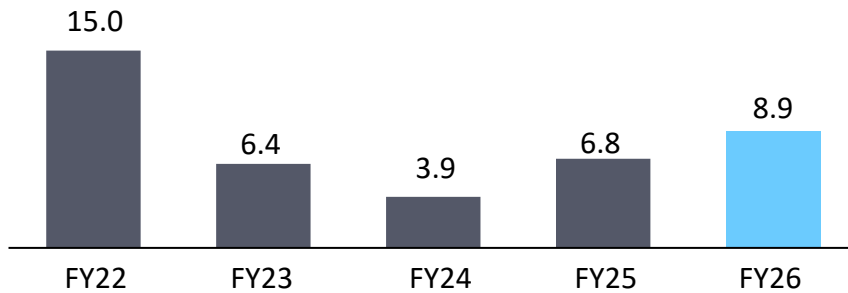
Net Debt/ Equity (x)



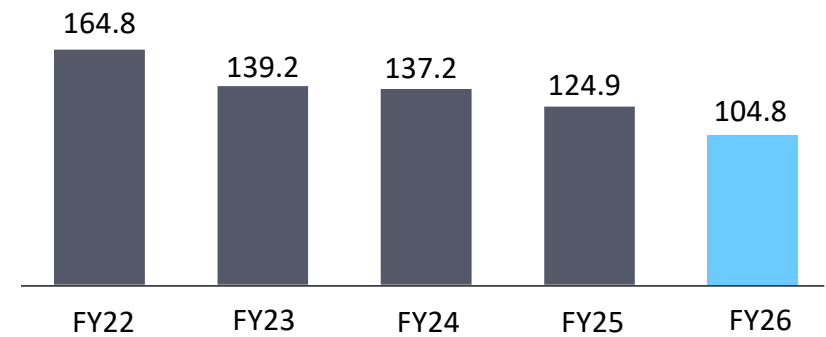
Return on Equity(%)



Return on Capital Employed (%)



Net Working Capital Days

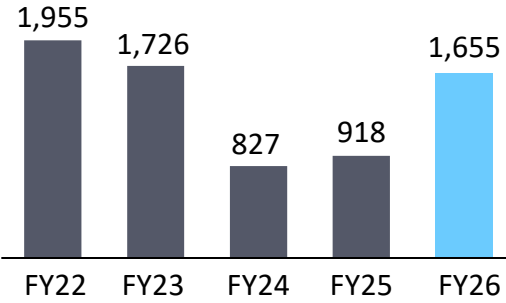


* On Consolidated basis

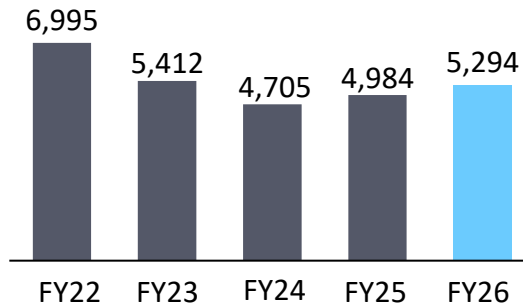
Segmental Performance

Basic Chemical

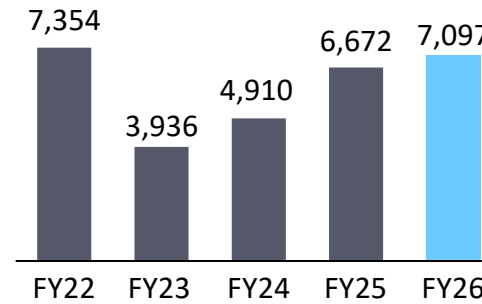
Revenue Breakup



Dyestuffs

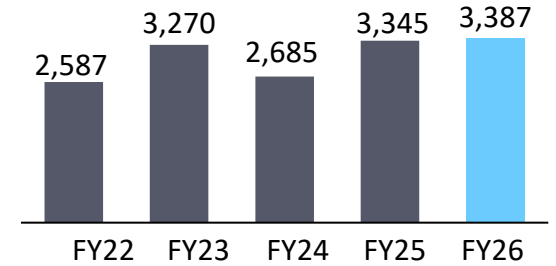


Dye Intermediates



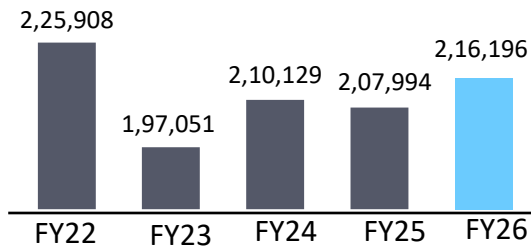
Chlor Alkali

(Rs in mn)

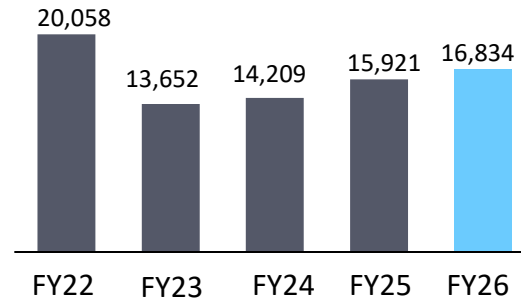


Basic Chemical (MT)

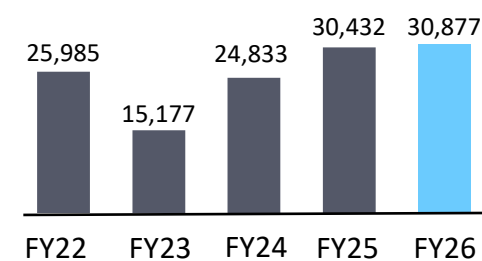
Volume Breakup



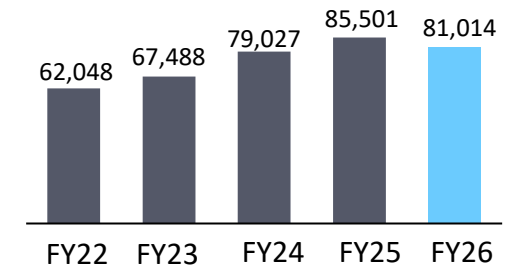
Dyestuffs (MT)



Dye Intermediates (MT)



Chlor Alkali (MT) ^



* Production On Standalone basis

Revenue includes other income

Basic Chemical production include Thionyl Chloride

^Production volume - Caustic Soda only

Thank You

Contact Information



Bodal Chemicals Ltd.
CIN – : L24110GJ1986PLC009003
Mr. Mayur Padhya
Chief Financial Officer
Email – mayur@bodal.com
www.bodal.com

