



Active Clothing Co. Limited

To

Date: 28.05.2026

**BSE Limited
Listing Compliance
P J Towers, Dalal Street,
Mumbai - 400001, India**

SUB: Q4 & 12M FY26 INVESTOR PRESENTATION

Ref: **Scrip Code 541144 (Active Clothing Co Limited)**

Dear Sir / Madam,

Pursuant to Regulation 30 of SEBI (Listing Obligations and Disclosure Requirements) Regulations, 2015, we are enclosing herewith the Investor Presentation for the Quarter and year ended 31st March, 2026.

You are requested to take the same on record and acknowledge the receipt.

**Thanking You,
Yours truly,
For Active Clothing Co Limited**

**Managing Director
Rajesh Kumar Mehra
DIN:00026176**

CIN NO: L51311PB2002PLC033422

REGISTERED OFFICE:
Plot No. E-225, Industrial Focal Point, Phase II B
SAS Nagar, Mohali 160059
Punjab, India. Phone: +91-173-4813300

FACTORY:
Village Badal Ali Singh, Ghel Loh Road
District Fatehgarh Sahib 140406, Punjab, India
Phone: +91-1703-000000

ACTIVE CLOTHING CO LIMITED

A High Street Fashion Wear-sketch To Store Company

Investor Presentation Q4 & 12M FY26



This presentation and the accompanying slides (the Presentation), which have been prepared by **Active Clothing Co Limited (Active, The Company)** solely for information purposes and do not constitute any offer, recommendation or invitation to purchase or subscribe for any securities, and shall not form the basis or be relied on in connection with any contract or binding commitment what so ever. No offering of securities of the Company will be made except by means of a statutory offering document containing detailed information about the Company.

This Presentation has been prepared by the Company based on information and data which the Company considers reliable, but the Company makes no representation or warranty, express or implied, whatsoever, and no reliance shall be placed on, the truth, accuracy, completeness, fairness and reasonableness of the contents of this Presentation. This Presentation may not be all inclusive and may not contain all of the information that you may consider material. Any liability in respect of the contents of, or any omission from, this Presentation is expressly excluded.

Certain matters discussed in this Presentation may contain statements regarding the Company's market opportunity and business prospects that are individually and collectively forward-looking statements. Such forward-looking statements are not guarantee of future performance and are subject to known and unknown risks, uncertainties and assumptions that are difficult to predict.

These risks and uncertainties include, but are not limited to, the performance of the Indian economy and of the economies of various international markets, the performance of the industry in India and world-wide, competition, the company's ability to successfully implement its strategy, the Company's future levels of growth and expansion, technological implementation, changes and advancements, changes in revenue, income or cash flows, the Company's market preferences and its exposure to market risks, as well as other risks.

The Company's actual results, levels of activity, performance or achievements could differ materially and adversely from results expressed in or implied by this Presentation. The Company assumes no obligation to update any forward-looking information contained in this Presentation. Any forward-looking statements and projections made by third parties included in this Presentation are not adopted by the Company and the Company is not responsible for such third-party statements and projections.

"FY26 was a year of steady progress for the Company despite continued challenges across the textile and apparel industry, including pricing pressure, volatile demand environment and competitive market conditions. Even in this backdrop, we reported Total Income of ₹318.31 Cr during FY26, while PAT stood at ₹10.05 Cr, up 18.92% YoY. We remained focused on improving operational efficiencies, strengthening customer relationships and expanding our overall business platform for long term growth.

During the quarter, we also initiated fundraising of up to ₹23 Cr through issuance of warrants, which will support our future expansion plans, strengthen working capital requirements and further enhance operational capabilities as we continue scaling the business.

We are excited about the launch of 'NUEMO', our multi brand retail platform, which marks an important strategic step towards building a scalable retail presence across India. With flexible store formats, technology driven operations and a focus on underserved high growth markets, we believe NUEMO creates a meaningful long term growth opportunity for the Company. The platform is targeting an additional topline opportunity of approximately ₹200-250 Cr within the next four years, subject to market conditions and execution performance."


Mr. Rajesh Mehra - Managing Director

All Figures In ₹ Cr & Margin In %

Total Revenue



EBITDA EBITDA Margin



PAT PAT Margin



All Figures In ₹ Cr & Margin In %

Total Revenue



FY25

FY26


EBITDA EBITDA Margin



FY25

FY26

PAT PAT Margin



FY25

FY26

All Figures In ₹ Cr & Margin In %

Particulars	Q4 FY25	Q4 FY26	YoY	FY25	FY26	YOY
Net Sales	68.35	72.72		296.15	316.44	
Other Income	0.40	0.57		0.97	1.87	
Total Income	68.76	73.29	6.59%	297.12	318.31	7.13%
Raw material	47.67	48.58		205.33	221.35	
Employee Benefit Expenses	12.99	14.66		50.35	54.99	
Other Expenses	2.50	4.06		12.95	12.58	
Total Expenditure	63.16	67.30		268.63	288.92	
EBIDTA	5.60	6.00	7.10%	28.49	29.39	3.15%
Interest	2.56	1.83		11.36	10.28	
Depreciation	1.68	1.87		7.13	7.05	
PBT	1.36	2.30		10.01	12.06	
TAX Expense	-0.28	0.67		1.56	2.01	
PAT	1.63	1.62	(0.41%)	8.45	10.05	18.92%
EPS	1.06	1.05		5.45	6.48	

Active Clothing Co. Limited, based in Mohali, Punjab, is an integrated apparel manufacturer specializing in the design and production of flat-knitted sweaters, jackets, and circular-knitted t-shirts. Active Clothing provides a unique "design-to-shelf" service, offering end-to-end solutions for global fashion brands. This comprehensive platform covers everything from design and manufacturing to retail, making it a preferred partner for high-fashion streetwear and direct-to-consumer brands.

The company operates a state-of-the-art facility with all processes under one roof, ensuring stringent quality control, faster turnaround times, and efficient order management.

With its strong focus on quality, competitive pricing, and innovative solutions, Active Clothing caters primarily to international markets, building long-term relationships with prominent foreign brands. The company has established itself as a reliable provider in the global apparel industry, catering to ultra-premium brands.

The company got listed on the BSE on March 26, 2018

India's one of the leading Integrated Design-to-retail Apparel Company, Catering To Premium Fashion Brands





Vision

- Aspires to become a global leader in fashion knitwear and outerwear by fostering innovation and design to deliver unparalleled customer satisfaction.
- Committed to being a caring, well-managed organization for its business partners, customers, and employees while upholding its responsibilities as a conscientious corporate citizen.



Mission

- Aims to drive innovation, lead the market, and deliver best-value products and services to its global clientele.
- Strives to make a meaningful impact through its branding, staying ahead of fashion trends, market dynamics, and technological advancements.
- It is dedicated to enhancing the quality of life for its business partners, customers, and employees.



Values

- Leadership
- Learning
- Integrity
- Innovation
- People
- Performance



25+ Years
Of Experience



30+
Export Countries



2,300+
Total Workforce



2,30,000 Sq. Ft
Total Production Area
Currently Under Use



46,50,000
Overall Annual Apparel
Capacity



200+
Number Of MBOs



Target Audience
Men, Women, Kids



Q4 FY26
Total Income: ₹ 73.29 Cr
EBITDA: ₹ 6.00 Cr
PAT: ₹ 1.62 Cr

FY26

₹ 318.31 Cr
Total Income

₹ 29.39 Cr
EBITDA

₹ 10.05 Cr
PAT

₹ 6.48
EPS

Regional Market Share

- North America: 38.46%
- Europe: Significant market presence
- Asia-Pacific: Rapid growth due to rising disposable incomes and urbanization

Outerwear Jackets Market Size

2024: USD 31.51 Billion
2033: Projected to reach USD 53.76 Billion

Sweaters Market Size

2023: USD 12.8 Billion
2030: Projected to reach USD 19.6 Billion

Joggers and Sweatpants Market Size

2023: USD 87.16 Billion
2030: Projected to reach USD 131.92 Billion

Flat-knit Sweaters Market Size

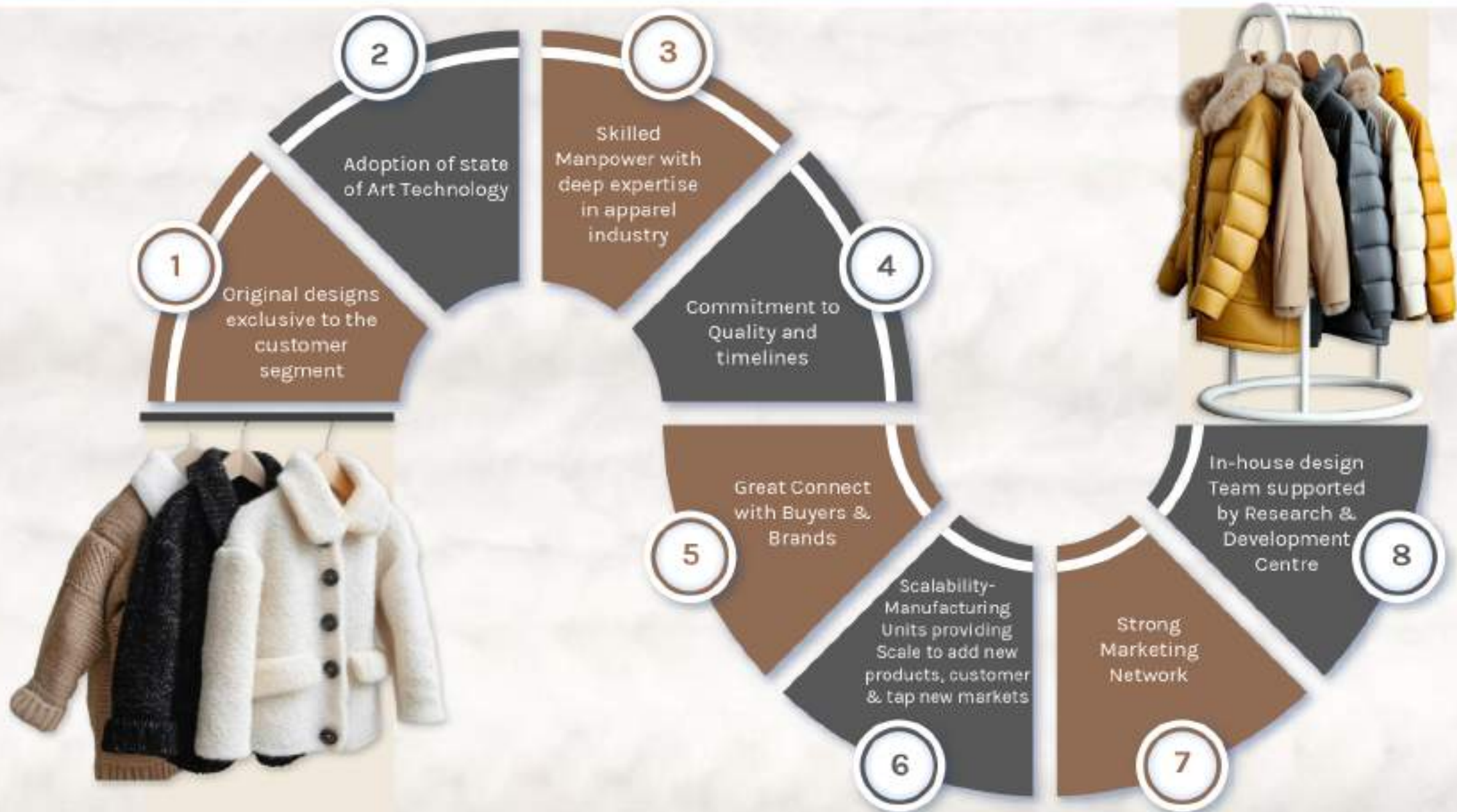
2022: USD 60 Billion
2030: Projected to reach USD 85 Billion

Circular Knit Fabric Market Size

2022: USD 4.5 Billion
2030: Projected to reach USD 7.2 Billion

Readymade Garments Market Size

2022: USD 4.5 Billion
2030: Projected to reach USD 7.2 Billion



2002

Active Clothing became the official distributor for Levi's and Dockers in the Upper North territory

2005

A state-of-the-art design and development center was established, equipped with the latest machinery to support innovation.

2010

Active further strengthened its manufacturing capabilities by setting up factories dedicated to jacket production.

2015

Production capacities across various segments were augmented to meet growing demand.

2018

The company achieved a significant milestone by getting listed on the BSE SME platform.

2024

expanded product portfolio by introducing soft wovens, increased production area, and added garment dyeing and printing units to offer a wider variety of value-added products.

The company expanded its retail operations to reach a broader customer base.

2003

The company ventured into sweater manufacturing by expanding its own production facilities.

2008

A new factory for t-shirt manufacturing was established, diversifying the product range.

2014

Active Clothing successfully executed its visionary business expansion plans, paving the way for future growth.

2017

Active Clothing crossed ₹ 200 Cr in annual revenue, marking a major achievement in its growth story.

2023

Crossed ₹300 Cr annual revenue. Opened retail Outlets Under the brand "NUEMO". Partnership with Ning Bo Cixing To Launch India's first "Knit to Shape" Smart Knitting Factory.

2026



Jacket

Active is a leading jacket manufacturer specializing in polyester quilted, washed-down cotton, over-dye, and wool jackets, with over 500 machines dedicated to production.



Sweaters

India's amongst largest sweater manufacturer, using diverse yarns like cotton, merino wool, acrylic, and viscose. Equipped with 352 fully fashioned computerized machines from SHIMA SEIKI, STOLL, and KAHO HENG.



T Shirts & Sweatshirts

Specializing in solid and auto-stripe polos, sweatshirts, joggers, and fine knitwear, using cotton, blends, indigo, and fleece. Operates 100+ specialized machines across four lines for efficiency and consistency.



Shoe Uppers

Active now designs and manufactures shoe uppers for major brands like Adidas, with new installations underway to meet growing demand.

Active has expanded its product range by introducing new categories, including **knitted beanies and gloves, soft-knitted toys, and athleisure products**. This diversification strengthens its market position, enhances customer offerings, and drives revenue growth.



Location: Fatehgarh Sahib, Punjab

Sweaters

**24,00,000 Units
Utilization In FY25
Approx 75%**

Jackets

**5,00,000 Units
Utilization In FY25
Approx 75%**

T-Shirts

**10,00,000 Units
Utilization In FY25
Approx 75%**

Shoe Uppers

**7,50,000 Units
Utilization In FY25
Approx 75%**



The company Specializes in manufacturing of Flat-Knitted Sweaters, Jackets, Circular-Knitted T-Shirts, and Shoe Uppers



- The facility is Equipped with advanced technologies from **Germany and Japan**
- Integrated Production Chain from material selection to sewing, printing, embroidery, and washing, delivering end-to-end solutions
- Partner to world-renowned brands, earning loyalty through consistent quality and service
- Active's Facility is equipped with the best health and safety standards





SEDEX- 4 PILLAR



Worldwide Responsibility Accredited Production Audit



Higg Index industry self-assessment standard



Coconificio Giose Ferrarri Spa
is OCS certified by ICEA
ICEA-TX-396

Organic Content Standards Certification



SA8000



Global Organic Textile Standards



Responsible Wool Standards



Global Recycles Standards



BCI - Better Cotton Initiative

Certified BCI Cotton Yarn




Certified Organic Cotton Yarn

At Active The Design Center serves as a creative powerhouse, offering a wide range of services that support brands and designers in their design and development journey.



Personalized Development

Designs are carefully curated to align with brand identity and market trends, ensuring a seamless transition into production.



Optimized Time & Resource Management

The structured process helps minimize waste and accelerate product development.



Comprehensive Design Capabilities

Trend Research & Forecasting

Creative and Trend-Driven Concepts

Precise Colour & Yarn Selection

In-House Design & Development Programs

Swatches & Samples Available (3gg - 18gg)

The Virtual Design Development process is transforming the industry by offering a more sustainable, efficient, and cost-effective way to bring ideas to life. By integrating digital simulations, brands can refine designs before moving to production, reducing waste and saving time.



3D Garment Simulation

Enhances visualization with precision.

Real-Time Modifications

Allows instant adjustments for better decision-making.

Presentation-Ready CADs & Colorways

Streamlines approval processes

Technical Programs for Seamless Execution

Ensures smooth transition to manufacturing.

Sustainability at the Core

Reduces yarn waste and eliminates excessive sample shipping.

ACCL leverages deep market insights and strategic expertise to unlock new opportunities for fashion brands. Its comprehensive market entry services ensure seamless brand expansion and sustained growth.



		Current Customer Base For Marketing Services		

Active: Multi-Brand Fashion Destination

Active offers a curated mix of Levi's, Flying Machine, Arrow, Nike, Skechers, Celios. With 7 stores across Punjab and more in the pipeline, it is rapidly expanding as a go-to retail hub.



Number of MBOs
200+



One Of The Leading Marketing Partner In North India

Active is the largest levis marketing partner for the regions of Chandigarh, Punjab, J&K, and Himachal Pradesh, with strong market expertise.

It has expanded as a key partner of Arvind Lifestyle Pvt. Ltd., distributing Flying Machine and Arrow across multiple regions.

Additionally, ACCL is growing the market for Being Human, Rare Rabbit, John Player and Celio, leveraging a network of 200+ Retailers to drive growth.





NUEMO

₹200-250 Cr Projected Additional Topline Opportunity Targeted Within Next 4 Years
 Subject to market conditions and execution performance

Retail Formats

7,000-8,000 Sq. Ft. Stores
 Flagship multi-brand outlets with full assortment across genders

2,000-3,000 Sq. Ft. Stores
 Mid-size stores with curated assortments

1,000-2,000 Sq. Ft. Stores
 Focused formats including men-only, women-only, or kids-only stores

Expansion Plan

2 Lakh Sq. Ft. Retail Space
 Operational Within 4 Years

Targeted Sales Productivity of ₹1,200 Per Sq. Ft. Per Month

Initial Focus on North India
 Followed by Expansion Across India

Vision

NUEMO is a registered multi-brand retail vertical designed to capture the fast-growing apparel demand across India. Offering men's, women's, and kids' apparel under one roof or through category-specific stores depending on size and market demand.



Nuemo-bhawanigarh Patiala, Unit 1 -1500 Sqft



NUEMO- Greencity Bathinda,
Unit 1- 1000 Sqft



NUEMO- Greencity Bathinda,
Unit 2- 2200 Sqft



NUEMO - Bhawanigarh Patiala,
Unit 2 -1000 Sqft



NUEMO- Kharar 1800 Sqft



NUEMO - Sangrur 1000 Sqft



NUEMO - Batala 1000 Sqft



NUEMO- Bathinda, GT Road 1000 Sqft



NUEMO - Barnalag Eaton unit 1 - 1250 SQFT



NUEMO- Barnalag Eaton unit 2 - 1250 Sqft

Upcoming Citities



Levi's is a key client leveraging all facilities for a seamless sketch-to-store experience. Other brands like TCHIBO, NEXT, and BESTSELLER benefit from a design-to-delivery model, receiving tailored collections that integrate design and manufacturing across knitwear and wovens.



Levi's Strauss India Limited, a 100% subsidiary of Levi Strauss USA, has evolved beyond denim, with Active driving its expansion into outerwear, sweaters, jackets, and T-shirts—scaling this portfolio to ₹100 Cr.



- Active Has been in the partnership with the LEVIS for last 22 years
- More than just a manufacturing arm, **Active is the creative powerhouse** a dedicated studio that forecasts trends, conceptualizes designs, and ensures market success through a fully compliant, state-of-the-art production division.
- Recognized annually for excellence, **Ms. Kalika Mehra** leads the charge in **women's empowerment** under LS & Co's global vision.
- Levi's reported 11% YoY growth in FY22, strengthening its **No. 1 denim brand** status worldwide. As Levi's **only sustainability-driven solution in India**, Active is shaping a greener future while unlocking a **₹500 Cr growth opportunity** across **110+ countries**.

Active Clothing isn't just a manufacturer it's a strategic partner, helping global brands scale, innovate, and localize their supply chains.



Strengthening India's Role as a Global Manufacturing Hub

- Winter wear business, previously centralized in Bangladesh, **transferred to Active in FY22**.
- Supports **PM Modi's 'Factory of the World' vision**, reinforcing India's manufacturing leadership.
- Contributing to Bestseller's success Indian market.




ADIDAS: Driving Innovation with Patented Designs

- **shoe upper designs for Adidas**, developed by Active.
- Innovations include **import substitutes**, boosting India's **Make in India** initiative.
- Enhancing brands product range with cutting-edge, locally manufactured designs.



A Trusted Partner in Infant Clothing

- Active provides a **coordinated, single-source solution** for Tchibo's Germany infant clothing business.
- Business scaled to **€750,000 within two years**, supporting Tchibo's expansion across **Europe's leading retail & e-commerce markets**.



Long-Term Partnership

- Agreement with the world's largest manufacturer of computerised flat knitting machines
- Purchase of 600 advanced machines to establish India's first "Knit to Shape" Smart Knitting Factory


About the "Knit to Shape" Smart Factory

- Next-generation facility integrating 3D seamless knitting, automation, and zero-waste production
- Enhances design flexibility, productivity, and sustainability
- Transforms traditional knitwear manufacturing into a digitally enabled, precision-driven process

Strategic Impact

- Major step towards modernising India's knitwear industry
- Expands capacity for high-quality, customised, and sustainable knitwear
- Strengthens focus on innovation, efficiency, and technology integration

<p>Innovative Design & R&D</p> <p>Builds competitive - In-house design team with a dedicated research center for trend-driven apparel.</p>	<p>Advanced Technology</p> <p>Adoption of cutting-edge machinery for precision and efficiency.</p>	<p>Quality & Timely Deliveries</p> <p>Stringent quality control with a reliable supply chain.</p>	<p>Scalable Manufacturing</p> <p>Flexible production capacity to support expansion and new product lines.</p>
<p>Exclusive Product Offerings</p> <p>Uses Unique, customer-specific designs catering to premium fashion brands.</p>	<p>Skilled Workforce</p> <p>Experienced professionals ensuring high-quality production</p>	<p>Strong Brand Partnerships</p> <p>Trusted supplier to leading global fashion brands</p>	<p>Robust Marketing Network</p> <p>Well-established distribution channels driving market reach.</p>



To stay competitive in the global market, Active has implemented key strategic initiatives focused on infrastructure, technology, and leadership.



Infrastructure Enhancement & Capacity Expansion

Increased production capacity across all verticals to meet rising demand efficiently.



Backward Integration

Strengthened the supply chain by establishing in-house capabilities in printing, garment dyeing, dip dyeing, and specialized washes, leading to reduced lead times and improved quality.



Premium Product Development

Developed in-house expertise in intricate hand and manual embroideries, enabling the company to offer high-value, premium products.

Leadership Strengthening

The company has strengthened its leadership team by appointing experienced industry professionals to key roles, including a Production Director, VP for Circular Knits & Soft Wovens, and senior heads for exports, sampling, and production. Their expertise is expected to enhance operational efficiency, expand market reach, and drive sustained growth.

Sustainability

Active has installed the roof top solar panel having annual capacity to generate **500 KW** Which is **50% Of the required demand**.





Mr. Rajesh Mehra
Managing Director



Mrs. Renu Mehra
Non-executive Director &
Non-executive Chairman



Mr. Naval Kishore Gupta
Independent Director



Mr. Kishore Kumar Bajaj
Independent Director



Kalika Mehra
Chief Operating Officer
 11+ years of experience

Kalika Mehra oversees HR functions, regulatory compliance, and design operations at Active Clothing Limited. She plays a key role in driving product development, fostering innovation, and aligning customer offerings with market trends.



Hitesh Manuja
Chief Executive Officer
 25+ years of experience

Hitesh Manuja provides strategic leadership, steering the company's growth into new markets while ensuring profitability and operational excellence. He is instrumental in stakeholder management, risk mitigation, and promoting innovation and sustainability.



Vishal Sekhari
VP Circular Knits/Wovens
 27+ years of experience

Vishal Sekhari oversees the knitting wovens production process, machine maintenance, and workflow optimization. He plays a crucial role in quality control, material management, and implementing innovative knitting techniques to enhance efficiency and reduce costs.



Yougesh Choudhary
Production Director
 26+ years of experience

Yougesh Choudhary leads production planning and process optimization, ensuring efficiency, quality, and cost-effectiveness. He manages production teams, oversees supply chain coordination, and enforces health and safety compliance while driving continuous improvement initiatives.



Mandeep Singh
Chief Financial Officer
 30+ years of experience

Mandeep Singh directs the company's financial strategy, overseeing budgeting, cash flow management, and risk mitigation. He ensures financial compliance, investor relations, and cost control while supporting strategic decisions on expansion, mergers, and acquisitions.



Hans Notiyal
Production Manager
 25+ years of experience

With extensive industry experience, Hans Notiyal manage daily production operations, resource allocation, and quality control. He focus on process optimization, cost management, and safety compliance while ensuring seamless production flow and inventory management.



Shivam Khurana
Production Manager
 25+ years of experience

With extensive industry experience, Shivam Khurana manage daily production operations, resource allocation, and quality control. He focus on process optimization, cost management, and safety compliance while ensuring seamless production flow and inventory management.



Uday Kotyal
Quality Manager
 30+ years of experience

Uday Kotyal leads quality assurance efforts, ensuring strict compliance with industry standards and customer expectations. He oversees inspection, process improvement, supplier quality management, and customer feedback resolution while driving continuous improvement initiatives.



**LEVIS Men's
Bottom Growth
2017**



**LEVIS Highest Growth
Platinum North 2019**



**LEVIS Highest Growth
3 Year CAGR 2019**



**Dare To Dream
Company Of the
Year 2021**



**Indian Achievers
Award Promising
MSME 2021-22**



**Being Human
Super 50 Club
2023**



**Being Human Super
50 Fund Management
Star 2023**



**LEVIS Highest Sales
Growth Indigo
Retailer 2024**



**LEVIS
20 Years Of
Partnership**




**Levi Strauss India
"Denim Warriors"
Awards Ceremony**



Diversified Product Portfolio

Engaged in high-quality garment manufacturing and FMCG distribution, covering a wide range of products and markets.




Infrastructure Expansion

Additional land acquired to enhance production capacity and support future scalability.




Revenue Target

Aiming to reach ₹500 Cr revenue in the next three years and ₹1,000 Cr revenue in five years, driven by rising market demand.



Dealer Network Expansion

Increasing its dealer base from 200 to 300, reinforcing its distribution reach.



Tech- Enabled Ecosystem

Leveraging AI-driven design, smart manufacturing, and data-backed marketing to optimize operations.



Global & Domestic Expansion

Strengthening partnerships with fashion brands across domestic and international markets.



Sustainability & Innovation

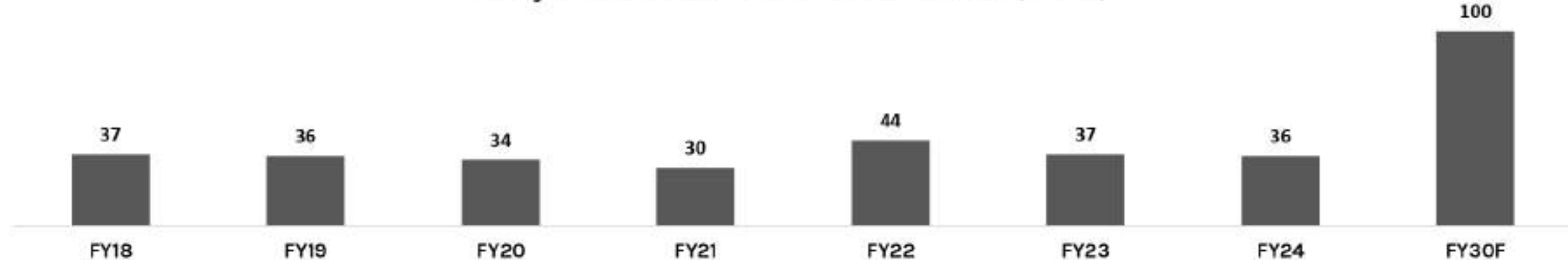
Focused on eco-friendly materials and advanced production techniques to align with evolving industry trends.



Active Clothing Co Ltd operates in a dynamic and growing industry with significant opportunities driven by fashion trends, sustainability, and technological advancements.

- India is the world's second-largest textile producer and fifth-largest exporter across apparel, home, and technical textiles. The industry contributes 2.3% to GDP, 13% to industrial production, and 10.5% to exports. Its GDP contribution is expected to double to 5% by decade's end.
- The market for Indian textiles and apparel is projected to grow at a 10% CAGR to reach US\$ 350 Billion by 2030. India ranks among the top five global exporters in several textile categories, with exports expected to reach US\$100 Billion
- The sector contributed 8.21% to the country's total export value. Despite challenges in global trade, the US and the EU (European Union) continue to be India's primary export destinations, accounting for 47% of its textile exports
- The Indian government has introduced various schemes to attract private equity and employ more people, such as the Scheme for Integrated Textile Parks (SITP), Technology Upgradation Fund Scheme (TUFS), and Mega Integrated Textile Region and Apparel (MITRA) Park scheme. The government has set an ambitious target of achieving USD 250 Billion in textiles production and USD 100 Billion in exports over the next 5-6 years. This goal is aimed at boosting demand and driving growth in the industry.

Readymade Garments Market Growth Forecast (Billion)



Source: IBEF, Invest India

Readymade Garments Market

Market size was valued at \$983.7 Billion in 2019 and is projected to reach \$1,268.3 Billion by 2027, registering a CAGR of 8.8% from 2021 to 2027

- **Fashion Trends:** Growing fashion influence drives demand for the latest designs.
- **Online Retail:** E-commerce boosts accessibility, offering variety and price comparison.
- **Disposable Income:** Rising middle-class income shifts consumption toward premium goods, fueling growth.

Source: Allied Market Research

Circular Knit Fabric Market

Market size was valued at USD 8.5 Billion in 2023 and is projected to reach USD 14.3 Billion by 2031, growing at a CAGR of 6.1% during the forecasted period 2024 to 2031

- **Sustainability:** The market is being driven by the growing emphasis on sustainable textiles, with manufacturers investing in eco-friendly production techniques and using recycled or organic fibers.
- **Athleisure Trend:** The athleisure and sportswear industries are significant drivers of market expansion, leveraging the comfort and moisture-management qualities of circular knit materials

Sweaters Market

The sweaters market size was valued at USD 12.8 Billion in 2023 and is projected to reach USD 19.6 Billion by 2030, growing at a CAGR of 5.9% during the forecasted period 2024 to 2030

- **Fashion and Sustainability:** The market is driven by fashion trends and the increasing demand for sustainable and ethically produced clothing.
- **Health and Wellness:** Rising health consciousness among consumers has increased the demand for sustainable fashion within the sweaters market

Outwear Jacket Market

The outdoor jacket market is witnessing a shift towards sustainable manufacturing processes and the use of recycled materials

- **Technology Integration:** The integration of technology in outerwear jackets, such as built-in GPS trackers and smart fabrics, is gaining momentum.
- **Minimalist and Gender-Inclusive Designs:** Minimalist designs with clean lines and versatile aesthetics are gaining popularity, along with gender-inclusive designs that cater to a diverse range of body types

Growth in Demand

The knitting sector is experiencing increased demand due to the rising popularity of knitted fabrics in fashion, sportswear, athleisure, and technical textiles.



Government Policies and Support

Government policies, upcoming FTAs, and initiatives like Make in India, PLI, and MITRA textile parks are set to boost India's appeal to global buyers and strengthen the textile industry.



Sustainability and Innovation

The industry emphasizes sustainability and innovation, attracting conscious consumers and ensuring long-term success.



Global Market Position

India is poised to lead in fashion and design, with emerging brands and startups driving growth, especially in Bangalore.



Technological Advancements

The industry is enhancing its technological capabilities, with modern machines and innovations playing a crucial role in transforming the sector.



Market Size and Exports

India's knitwear market is pegged at around \$9.1 billion and is slated to reach about \$21.5 billion by 2027, recording 9% growth.



E-commerce and Online Retail

The growth of e-commerce platforms has significantly impacted the knitwear market, offering convenience, a wider product range, and competitive pricing.



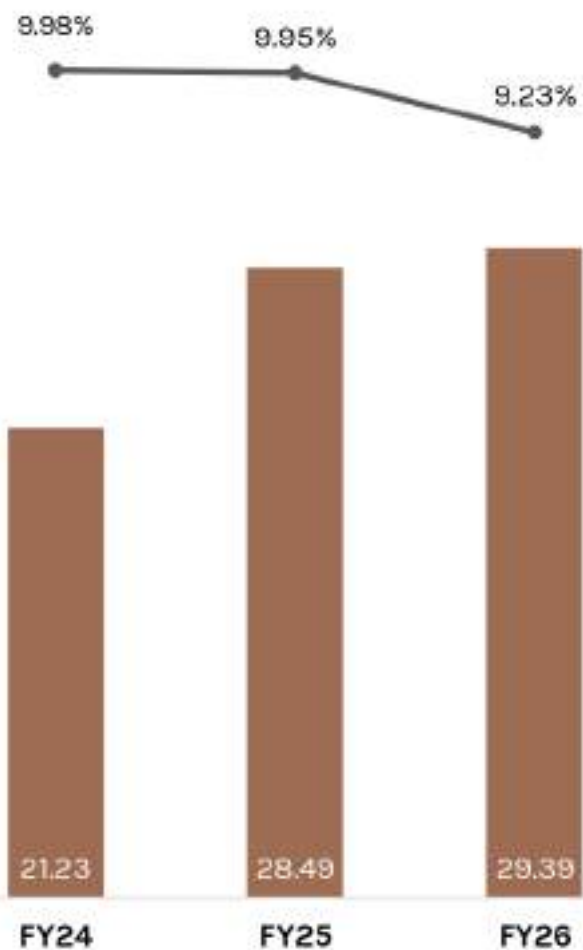
In conclusion, the Indian knitting industry is set to experience significant growth in the coming years, driven by a combination of factors including technological advancements, government support, and a growing global demand for knitted products

All Figures In ₹ Cr & Margin In %

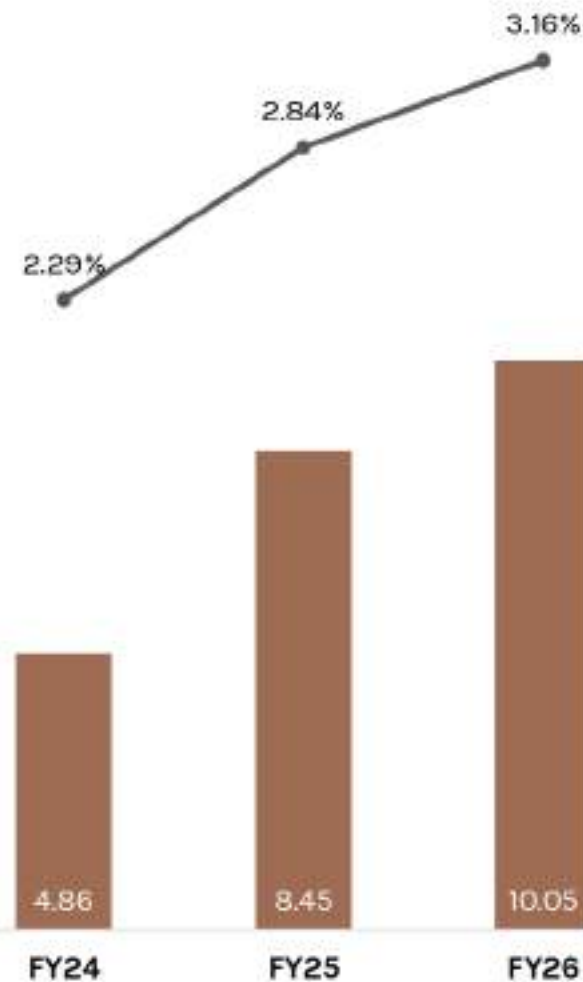
Total Revenue



EBITDA & EBITDA Margin



PAT & PAT Margin



In ₹ Cr

Particulars	FY24	FY25	FY26
Revenues	212.35	296.15	316.44
Other Income	0.31	0.97	1.87
Total Income	212.66	297.12	318.31
Raw Material	141.71	205.33	221.35
Employee Benefit Expenses	39.89	50.35	54.99
Other Expenses	9.84	12.95	12.58
Total Expenditure	191.43	268.63	288.92
EBIDTA	21.23	28.49	29.39
Interest	8.05	11.36	10.28
Depreciation	7.27	7.13	7.05
PBT	5.91	10.01	12.06
TAX Expense	1.05	1.56	2.01
PAT	4.86	8.45	10.05
EPS	3.13	5.45	6.48

In ₹ Cr

Assets	FY24	FY25	FY26
Non Current Assets			
Fixed assets	57.54	61.06	64.80
Non Current Investments	0.00	0.00	0.00
Other Non Current Financial Assets	1.11	1.18	0.61
Deferred Tax Assets (Net)	0.00	0.00	0.00
Other Non Current Assets	1.53	1.56	3.80
Total Non Current Assets	60.17	63.80	69.21
Current Assets			
Inventory	72.68	86.69	102.41
Trade receivables	74.70	104.26	115.36
Cash & Bank Balance	0.31	0.23	6.82
Other Current Financial Assets	0.00	0.00	0.00
Current Tax Assets (Net)	0.00	0.00	0.00
Other Current Assets	12.27	24.12	11.48
Total Current Assets	159.96	215.31	236.07
Total Assets	220.13	279.11	305.28

Equities & Liabilities	FY24	FY25	FY26
Equity	15.51	15.51	15.51
Other Equity	53.69	61.87	77.34
Non Controlling Interests	0.00	0.00	0.00
Net Worth	69.20	77.38	92.85
Non Current Liabilities			
Non Current Borrowings	28.10	29.11	33.23
Deferred Tax Liability	0.00	-0.01	0.00
Long Term Provision	0.00	0.00	0.00
Other non-current liabilities	4.49	7.75	11.57
Total Non Current Liabilities	32.59	36.86	44.80
Current Liabilities			
Current Borrowings	57.79	88.99	92.87
Lease Liabilities	0.00	0.00	0.00
Trade Payables	45.20	63.45	63.50
Current Tax Liabilities (Net)	0.00	0.00	0.44
Short Term Provisions	0.00	0.00	0.00
Other Current Liabilities	15.36	12.43	10.82
Total Current Liabilities	118.34	164.87	167.63
Total Liabilities	220.13	279.11	305.28

In ₹ Cr

Particular	FY24	FY25	FY26
Cash from Operation	20.77	-10.37	13.81
Cash from Investments	-19.45	-10.57	-10.69
Cash from Financing	-1.15	20.87	3.46
Net Cash Flow	0.17	-0.08	6.58

ROE

In %



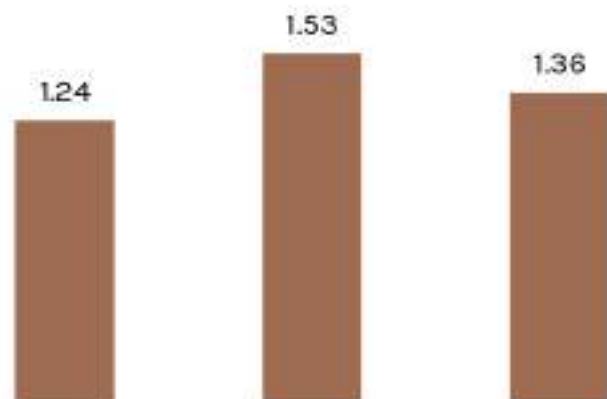
FY24

FY25

FY26

Debt To Equity

In Times



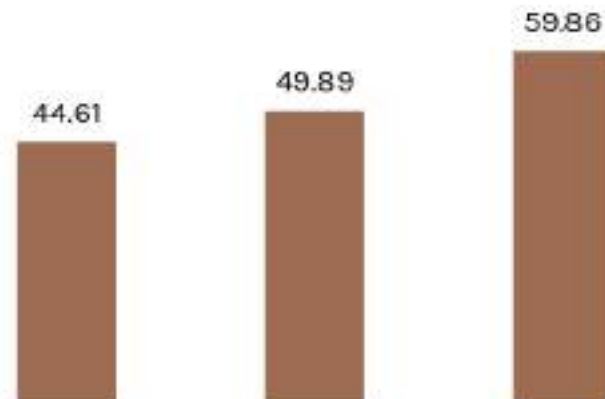
FY24

FY25

FY26

Book Value

In ₹



FY24

FY25

FY26

ROCE

In %



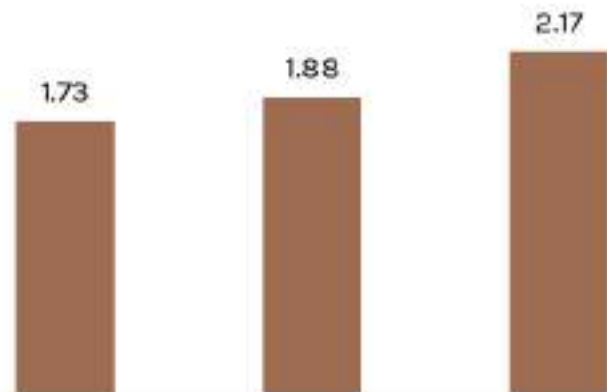
FY24

FY25

FY26

Interest Coverage

In Times



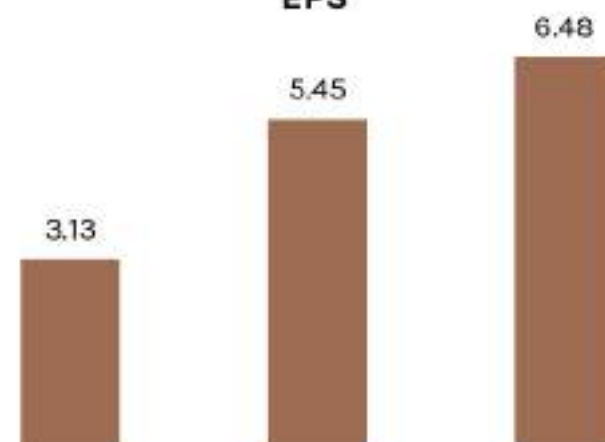
FY24

FY25

FY26

EPS

In ₹



FY24

FY25

FY26

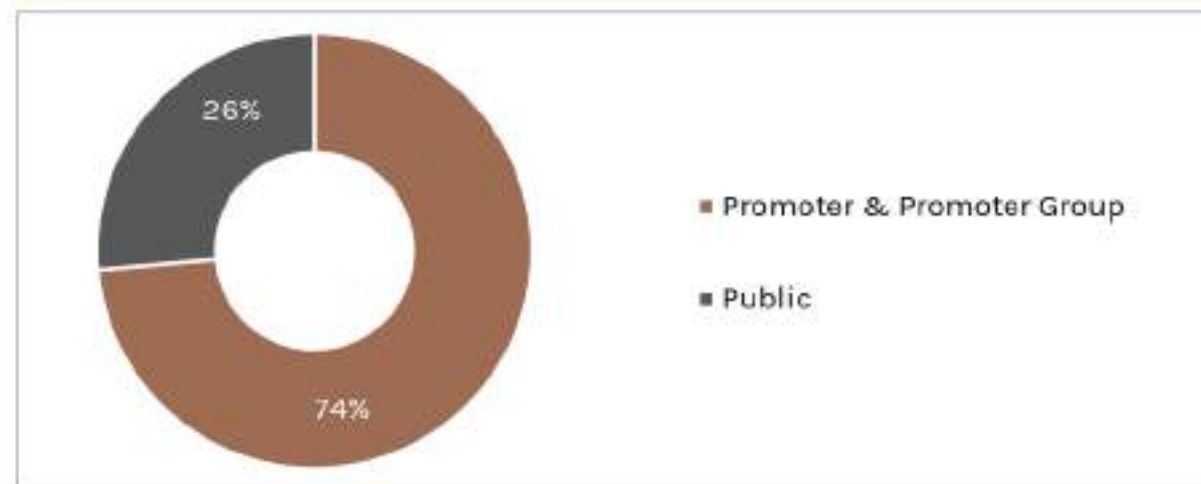
As On 25-05-2026

As On 31-03-2026

BSE: ACTIVE | 541144 | INE380Z01015

Share Price (₹)	141.05
Market Capitalization (₹ Cr)	199.78
No. of Shares Outstanding	1,55,12,215
Face Value (₹)	10.00
52 Week High-Low (₹)	161.00/ 86.00

Share Holding Pattern



Share Performance From 26th March 2018 Till Date



Source: NSE

Unique Business Model

India's one of the leading integrated **design-to-retail** apparel company, catering to premium fashion and DTC brands.

Tech-Driven Excellence

AI-powered design, **smart manufacturing**, and data-backed marketing ensure efficiency and innovation.

Scalable & Future-Ready

Expansion plans in place with additional land acquisition, targeting ₹500 Cr in 3 years and ₹1,000 Cr in 5 years.

Strong Industry Position

A preferred manufacturing partner for **global high-fashion streetwear** and established international brands.

Operational Excellence

End-to-end control over production with **fully compliant** state-of-the-art facilities.

Strong Financial Performance

Consistent revenue growth, improving EBITDA margins, and a **strong balance sheet**.

Expanding Distribution Network

Strong dealer network set to grow from **200 to 300**, strengthening market penetration.

Sustainability & Compliance

Certified by **global standards** (GOTS, BCI, SA8000), aligning with ethical and eco-friendly production.

Strategic Brand Partnerships

Long-standing relationships with leading brands like **Levi's, Adidas, Sketchers, Bestseller, and Tchibo**.

Global Growth Potential

Positioned to capitalize on India's rising role as a **manufacturing hub for global fashion brands**.



Thank You



Active Clothing Co Limited

Plot no. E-225, Phase 8B, Ind. Area,
Mohali, Punjab, India 160 059

Phone: 0172 4313300

E-mail: cscsco@activesourcing.org

Website: - www.activesourcing.org



Kirin Advisors Private Limited

713-B, Lodha Supremus II,
Wagle Estate, Thane West - 400 604

Phone: 022 4100 2455

E-mail: info@kirinadvisors.com

Website: www.kirinadvisors.com

