

INDRAPRASTHA GAS LIMITED

(A Joint Venture of GAIL (India) Ltd., BPCL & Govt. of NCT of Delhi)

ND/IGL/CS/AFR2025-26

May 18, 2026

Listing Compliance
BSE Limited
1st Floor, P.J. Towers
Dalal Street
Mumbai – 400 001

Listing Department
National Stock Exchange of India Ltd.
Exchange Plaza, Bandra Kurla Complex
Bandra (E)
Mumbai – 400 051

Security Code : 532514

Trading Symbol : IGL

Sub : Approval of Audited Financial Results for the year ended March 31, 2026 and recommendation of final dividend for FY 2025-26

Dear Sir/ Madam,

This is to inform you that in the Board Meeting held today, the Board approved the Audited Financial Results (Standalone and Consolidated) for the quarter/year ended March 31, 2026.

The Board also recommended final dividend @ 75% i.e. Rs.1.50 per share (face value of Rs.2/- each) for the financial year 2025-26, subject to approval of shareholders in the ensuing Annual General Meeting.

Pursuant to Regulation 33 of SEBI (Listing Obligations and Disclosure Requirements) Regulations, 2015, we enclose the following:

- (i) Statements showing the Audited Financial Results (Standalone and Consolidated) for the quarter / year ended March 31, 2026;
- (ii) Auditors' Report on the Audited Financial Results – Standalone and Consolidated; and
- (iii) Performance indicators to be shared with analysts/institutional investors in respect of said Audited Financial Results.

The meeting of Board of Directors commenced on 02:45 PM and concluded at 06:00 PM.

This is for your information and record.

Thanking you,

Yours sincerely,
for **Indraprastha Gas Limited**

(Vivek Sahay)
Company Secretary & Compliance Officer

Encl. As above

IGL Bhawan, Plot No. 4, Community Centre, R.K. Puram, Sector - 9, New Delhi-110 022
Phone : 46074607 Fax : 26171863 Website : www.iglonline.net

CIN : L23201DL1998PLC097614

An ISO 9001:2008, ISO 14001 : 2004, OHSAS 18001 : 2007 Certified Organisation

①

INDRAPRASTHA GAS LIMITED
 IGL Bhawan, Plot No. 4 Community Centre, R.K.Puram, Sector -9, New Delhi - 110022
 Phone No. 011-46074607, Fax No. 011-26171863, E-mail ID-investors@igl.co.in
 Website: www.iglonline.net
 CIN no. L23201DL1998PLC097614

PART I

STATEMENT OF STANDALONE AUDITED FINANCIAL RESULTS FOR THE QUARTER AND FINANCIAL YEAR ENDED 31ST MARCH 2026

₹ in crores

S. no.	Particulars	Three months ended 31st March 2026 (Refer Note 4)	Three months ended 31st December 2025	Corresponding three months ended 31st March 2025 (Refer Note 4)	Year ended 31st March 2026	Year ended 31st March 2025
	(Refer notes below)	(Audited)	(Unaudited)	(Audited)	(Audited)	(Audited)
1	Revenue from operations	4,584.51	4,488.71	4,337.30	17,845.71	16,451.27
2	Other income	101.24	130.09	94.01	483.97	456.73
3	Total income (1+2)	4,685.75	4,618.80	4,431.31	18,329.68	16,908.00
4	Expenses:					
	(a) Purchases of stock-in-trade of natural gas	3,212.09	3,106.21	2,941.76	12,387.72	11,075.54
	(b) Changes in inventories of stock-in-trade of natural gas	(1.34)	(0.73)	(0.52)	(2.09)	(2.36)
	(c) Excise duty	421.89	421.52	389.93	1,678.72	1,538.93
	(d) Employee benefits expense	60.42	80.61	50.97	250.60	200.27
	(e) Finance costs	7.37	2.09	2.59	13.85	9.21
	(f) Depreciation and amortisation	131.89	131.05	119.82	514.61	474.07
	(g) Other expenses	468.51	408.58	461.13	1,680.72	1,675.44
	Total expenses (4)	4,300.83	4,149.33	3,965.68	16,524.13	14,971.10
5	Profit before tax (3-4)	384.92	469.47	465.63	1,805.55	1,936.90
6	Tax expense					
	(a) Income tax relating to previous year	2.04	-	(4.02)	2.04	(3.95)
	(b) Current tax	88.75	100.09	80.02	386.91	386.44
	(c) Deferred tax	17.05	10.81	40.40	52.50	86.82
	Total tax expense	107.84	110.90	116.40	441.45	469.31
7	Profit for the period (5-6)	277.08	358.57	349.23	1,364.10	1,467.59
8	Other comprehensive income					
	(A) (i) Items that will not be reclassified to profit or loss	5.13	(0.11)	2.79	4.79	(0.41)
	(ii) Income-tax relating to items that will not be reclassified to profit or loss	(1.29)	0.02	(0.70)	(1.21)	0.10
	(B) (i) Items that will be reclassified to profit or loss	-	-	-	-	-
	(ii) Income-tax relating to items that will be reclassified to profit or loss	-	-	-	-	-
	Other comprehensive income (net of tax)	3.84	(0.09)	2.09	3.58	(0.31)
9	Total comprehensive income for the period (comprising profit and other comprehensive income) (7+8)	280.92	358.48	351.32	1,367.68	1,467.28
10	Paid up equity share capital (face value of ₹2 per share)	280.00	280.00	280.00	280.00	280.00
11	Other equity				9,706.70	9,004.02
12	Earnings per share (face value of ₹2 per share) Basic and diluted (in ₹) (refer note 8)	1.98*	2.56*	2.49*	9.74	10.48

*not annualised



PART II
STATEMENT OF STANDALONE ASSETS AND LIABILITIES

₹ in crores

S. no.	Particulars	As at 31st March 2026	As at 31st March 2025
		(Audited)	(Audited)
A	ASSETS		
1	Non-current assets		
	a) Property, plant and equipment	7,791.28	6,951.81
	b) Capital work-in-progress	1,480.51	1,485.66
	c) Intangible assets	3.70	5.72
	d) Right-of-use assets	209.66	213.35
	e) Financial assets		
	(i) Investments in Subsidiary and Associates	292.58	292.58
	(ii) Loans	-	15.29
	(iii) Other financial assets	19.57	397.38
	f) Income-tax assets (net)	20.20	14.98
	g) Other non-current assets	32.72	186.95
	Total non-current assets	9,850.22	9,563.72
2	Current assets		
	a) Inventories	56.38	48.76
	b) Financial assets		
	(i) Investments	1,383.57	1,329.07
	(ii) Loans	28.04	
	(iii) Trade receivables	921.38	707.78
	(iv) Cash and cash equivalents	168.82	136.06
	(v) Bank balances other than (iii) above	2,756.76	2,120.74
	(vi) Other financial assets	212.83	248.66
	c) Other current assets	54.65	33.88
	Total current assets	5,582.43	4,624.95
	Total assets	15,432.65	14,188.67
B	EQUITY AND LIABILITIES		
1	Equity		
	a) Equity share capital	280.00	280.00
	b) Other equity	9,706.70	9,004.02
	Total equity	9,986.70	9,284.02
2	Liabilities		
	Non-current liabilities		
	a) Financial liabilities		
	(i) Lease liabilities	38.96	52.52
	(ii) Trade payables		
	- Total outstanding dues of micro enterprises and small enterprises; and	0.91	0.07
	- Total outstanding dues of creditors other than micro enterprises and small enterprises	0.71	0.06
	(iii) Other financial liabilities (other than those specified in item (b))	19.97	45.13
	b) Provisions	57.24	37.80
	c) Deferred tax liabilities (net)	509.97	456.26
	d) Other non-current liabilities	9.75	9.03
	Total non-current liabilities	637.51	600.87
3	Current liabilities		
	a) Financial liabilities		
	(i) Lease liabilities	15.99	16.44
	(ii) Trade payables		
	- Total outstanding dues of micro enterprises and small enterprises; and	145.84	121.85
	- Total outstanding dues of creditors other than micro enterprises and small enterprises	925.71	812.72
	(iii) Other financial liabilities (other than those specified in item (c))	2,685.12	2,489.61
	b) Other current liabilities	132.16	108.45
	c) Provisions	903.62	750.90
	d) Current tax liabilities (net)	-	3.81
	Total current liabilities	4,808.44	4,303.78
	Total liabilities	5,445.95	4,904.65
	Total equity and liabilities	15,432.65	14,188.67

See accompanying notes to the financial results



3

INDRAPRASTHA GAS LIMITED
Standalone cash flow statement for the year ended 31st March 2026

Particulars	(₹ in crores)	
	For the year ended 31st March 2026	For the year ended 31st March 2025
	(Audited)	(Audited)
A. Cash flow from operating activities:		
Profit before tax	1,805.55	1,936.90
<i>Adjustments for:</i>		
- Depreciation and amortisation expense	514.61	474.07
- Unrealised foreign exchange loss / (gain)	0.33	0.01
- Provision for property, plant and equipment written off	13.62	4.66
- Allowances for expected credit losses-security deposits & advances	0.50	0.58
- Re-measurement gain/(loss) on defined benefit plans	4.79	(0.41)
- Provision for doubtful debts	6.82	18.05
- Amortization of capital grant	-	(0.78)
- Provision for obsolete and slow moving capital work-in-progress	(3.79)	3.01
- Provision for obsolete and slow moving stores and spares	(1.95)	3.59
- Liabilities/provisions no longer required, written back	(21.52)	(7.88)
- Interest on Lease Liability	5.26	6.30
- Interest income on deposits with banks	(196.37)	(190.74)
- Interest income on Income Tax Refund	(2.59)	(1.18)
- Interest income on Loan to Subsidiary	(2.14)	(0.17)
- Interest income on Loan to Employees	(0.01)	-
- Collection on account of Late Payment Charges by Customers	(17.83)	(15.18)
- Income from investment in mutual funds (realized & unrealized)	(86.54)	(91.45)
- Dividend income on investment in associates	(107.00)	(106.00)
Operating profit before working capital changes	1,911.74	2,033.38
<i>Changes in working capital:</i>		
Adjustments for (increase)/decrease		
- Financial assets	(3.37)	(27.25)
- Other current assets	133.46	2.80
- Inventories	(5.67)	(0.12)
- Trade receivables	(220.42)	292.69
Adjustments for increase/ (decrease)		
- Other liabilities	24.43	(17.47)
- Other financial liabilities	170.26	187.03
- Trade payables	159.66	(42.16)
- Provisions	172.16	156.31
Cash flow generated from operating activities (gross)	2,342.25	2,585.21
Less: income-tax paid (net)	(395.39)	(395.11)
Net cash flow generated from operating activities (A)	1,946.86	2,190.10
B. Cash flow from investing activities:		
- Payment for property, plant and equipment, other intangible assets and capital work-in-progress including capital advances and creditors for capital goods	(1,322.88)	(1,121.58)
- (Investment) in bank deposits with maturity more than three months	(2,330.01)	(2,181.00)
- Maturity of bank deposits with maturity more than three months	2,081.00	1,910.00
- Movement in restricted bank balance	(7.02)	(13.27)
- (Investment) in mutual funds	(11,694.40)	(6,337.83)
- Proceeds from sale of mutual funds	11,726.44	5,980.83
- Investment in Equity shares of subsidiary company	-	(15.59)
- Loan to subsidiary company	(12.75)	(15.29)
- Interest received on term deposits with banks and Loan to subsidiary & employees	235.04	180.38
- Collection on account of Late Payment Charges by Customers	17.83	15.18
- Dividend received from associates	107.00	106.00
Net cash flow (used in) investing activities (B)	(1,199.75)	(1,492.17)
C. Cash flow from financing activities:		
- Repayment of Interest on lease liabilities	(5.26)	(6.30)
- Repayment of lease liabilities	(44.18)	(33.56)
- Dividend paid including movement in Unpaid Dividend	(664.91)	(734.80)
Net cash flow (used in) financing activities (C)	(714.35)	(774.66)
D. Net increase/ (decrease) in cash and cash equivalents (A+B+C)	32.76	(76.73)
E. Cash and cash equivalents as at the beginning of the year	136.06	212.79
F. Cash and cash equivalents as at the end of the year	168.82	136.06
G. Cash and cash equivalents at the end of the year		
i. Balances with banks in current accounts	107.18	74.95
ii. Cash on hand	5.36	4.56
iii. Balances with banks in fixed deposits with original maturity of less than three months	56.28	56.55
	168.82	136.06



④

NOTES :

- 1 The standalone financial results of Indraprastha Gas Limited ('IGL' or the 'Company') for the financial year ended 31st March 2026 have been reviewed by the Audit Committee and approved by the Board of Directors at their respective meetings held on 18th May 2026. The statutory auditors of the company have expressed an unmodified opinion on these results.
- 2 The above results have been prepared in accordance with the recognition and measurement principles of applicable Indian Accounting Standards ('Ind-AS') as notified under the Companies (Indian Accounting Standards) Rules, 2015 (as amended), specified under section 133 of the Companies Act, 2013.
- 3(a) During FY 25-26, the trade margins were paid at the new rates, following the renewal of commercial contracts with the Oil Marketing Companies (OMCs), effective from 01.12.2021. This renewal of agreements had been concluded in Q4 FY 24-25, and the trade margins for the current period are being recognized at these updated rates. The arrears for the period 01.04.2019 to 30.11.2021, which were subject to mutual discussions, were finalized during Q4 FY 24-25. Consequently, the total provision of ₹114.08 crores that had been recorded in previous periods was reversed in Q4 FY 24-25, in line with the requirements of IND AS 115 regarding revenue recognition.
- 3(b) Delhi Development Authority (DDA) has raised a total demand (excluding interest) of ₹155.64 crores during 2013-14 on account of increase in license fees in respect of sites taken by the Company on lease from DDA for setting up compressed natural gas (CNG) stations in Delhi.

The increase in license fees was related to the period 1st April 2007 to 31st March 2014. The Company has filed a writ petition on 11th October 2013 before the Hon'ble Delhi High Court against the demand raised by DDA as the revised license fees has been increased manifold and made applicable retrospectively from financial year 2007-08. Further, DDA vide communication dated 29th August 2016 has revised the total demand (excluding interest) to ₹330.73 crores for the period upto 31st March 2016.


The matter was pending before the Hon'ble High Court of Delhi where the same was disposed on 11.03.2026, relegating parties to AMRCD mechanism. The representation in this regard is being finalised for filing before AMRCD seeking parity with oil marketing companies.

IGL, based on the legal opinion taken, is of the view that such demand is not tenable and accordingly no provision has been made for this aforementioned demand raised by DDA in the books of accounts.
- 4 Figures for the quarters ended 31st March 2026 and 31st March 2025 represent the balancing figures between the audited figures for the full financial year and published year to date figures upto the third quarter of the years ended 31st March 2026 and 31st March 2025 respectively.
- 5 The Company's business falls within a single segment in terms of the Indian Accounting Standard 108, 'Operating Segments'.
- 6 A subsidiary named IGL Genesis Technologies Limited has been incorporated on 15.06.2023. The Company holds 51% share in IGL Genesis Technologies Limited. The primary objective of subsidiary is manufacturing, supply, selling and distribution of gas & other meters and other allied goods & services. The certificate of incorporation has been received by the subsidiary on 13.07.2023. During the year, the Company has not made any investment in shares in the subsidiary. The total amount of investment made by the company in the subsidiary as at March 31, 2026 amounts to ₹ 34.46 crores (previous year: ₹ 34.46 crores). During the year, the company has also advanced Secured Loan amounting to ₹ 12.75 (previous year: ₹ 15.29 crores) crores to the subsidiary with specified terms and repayment period. The total amount of loan advances by the company to the subsidiary as at March 31, 2026 amounts to ₹ 28.04 crores (previous year: ₹ 15.29 crores). The first installment of Interest on the above loan was due on 31st December 2025, however, the same was not paid by the subsidiary, and accordingly, as per the terms of contract the principal amount of loan has been classified as Current Asset as at 31st March 2026. The total amount of Interest Due on the above loan amounts to ₹ 2.08 crores (previous year: ₹ 0.17 crores).
- 7 Previous period figures have been regrouped/reclassified to align with the current year classification, wherever required.
- 8 The Government of India has consolidated 29 existing labour legislations into a united framework comprising 4 Labour Codes which were made effective from November 21, 2025. The corresponding supporting rules under these codes have been notified on May 08, 2026 and the same are still being assessed by experts. Thus, the Company has considered the impact on the basis of best information and estimate available and, accordingly, financial implications amounting to ₹ 28.96 crore has been recognised till year ended March 31, 2026 based on actuarial valuation.
- 9 The Company recognizes unbilled revenue for gas supplied where meter reading and invoicing were pending at the reporting date. Based on management's assessment under Ind AS 115 – Revenue from Contracts with Customers, such amounts are considered contract assets and disclosed under "Other Current Financial Assets," as the right to consideration is not unconditional. Such unbilled revenue is transferred to Trade Receivables when the rights become unconditional. The Company has sought an opinion from the Expert Advisory Committee of the Institute of Chartered Accountants of India (EAC of ICAI) on this classification. The opinion is awaited as at the date of approval of the financial statements.
- 10 The Board of Directors have recommended a final dividend of 75% i.e. ₹ 1.50 (previous year ₹ 1.50) on equity shares of ₹2 (previous year ₹ 2) each for the year ended 31 March 2026 subject to approval of shareholders at the ensuing Annual General Meeting.
- 11 The audited results for the year ended 31st March 2026 are subject to review by the Comptroller and Auditor General of India under section 143(6) and 143(7) of the Companies Act, 2013.

Place: New Delhi
Date: 18th May 2026


Swati

For and on behalf of the Board of Directors


Kamal Kishore Chatiwal
Managing Director



5



PSMG & ASSOCIATES

CHARTERED ACCOUNTANTS

Head Office

Flat no.204, II Floor Competent
House, F-14 Middle Circle,
Connaught Place, Delhi- 110001
Email: info@psmg.co.in

Independent Auditor's Report on the Quarterly and Year to date Standalone Financial Results of for the period ended 31st March 2026 of Indraprastha Gas Limited pursuant to Regulation 33 of the SEBI (Listing Obligations and Disclosure Requirements) Regulations, 2015, as amended.

To
The Board of Directors
Indraprastha Gas Limited

Report on the audit of the Standalone Financial Results

Opinion

We have audited the accompanying statement of Standalone Financial Results of **Indraprastha Gas Limited** (the "Company"), for the quarter and year ended March 31, 2026 ('the Statement'), being submitted by the Company pursuant to the Regulation 33 of the SEBI (Listing Obligations and Disclosure Requirements) Regulations, 2015, as amended ("Listing Regulations"), including relevant circulars issued by SEBI during time to time.

In our opinion and to the best of our information and according to the explanations given to us, the statement:

- i) is presented in accordance with the requirements of Regulation 33 of the Listing Regulations, in this regard and
- ii) gives a true and fair view in conformity with the recognition and measurement principles laid down in the applicable Indian Accounting Standards and other accounting principles generally accepted in India, of the net profit and other comprehensive income and other financial information of the company for the quarter and year ended 31st March 2026.



(6)

Basis for Opinion

We conducted our audit in accordance with the Standards on Auditing (SA's) specified under Section 143(10) of the Companies Act, 2013 ("the Act"). Our responsibilities under those Standards are further described in the Auditor's Responsibilities for the Audit of the Standalone Financial Results section of our report. We are independent of the Company in accordance with the Code of Ethics issued by the Institute of Chartered Accountants of India ("ICAI") together with the ethical requirements that are relevant to our audit of the Standalone Financial Results for the year ended 31st March, 2026 under the provisions of the Act and the Rules thereunder, and we have fulfilled our other ethical responsibilities in accordance with these requirements and the ICAI's Code of Ethics. We believe that the audit evidence we have obtained is sufficient and appropriate to provide a basis for our audit opinion.

Emphasis of Matter

- i) We draw attention to Note No. 3(b) of the financial statements regarding the increase in license fees demanded by DDA for the period up to March 2016 amounting to ₹ 330.73 crores (excluding interest). The Hon'ble High Court of Delhi has disposed off the case on 11.03.2026 relegating the parties to AMRCD Mechanism. The representation in this regard is being finalized for filing before AMRCD seeking parity with oil marketing companies. The Company is of the view that demand is not tenable and has reported the same as Contingent Liability.
- ii) We draw attention to the Note No. 08 of the financial statements, regarding the accounting treatment and potential financial impact of the New Labour Codes, effective from 21 November 2025. The corresponding supporting rules under these codes have been notified on May 08, 2026 and the same are still being assessed by experts. Thus, the Company has considered the impact on the basis of best information and estimate available and, accordingly, financial implications amounting to ₹ 28.96 crore has been recognized till year ended March 31, 2026 based on actuarial valuation.
- iii) We draw attention to the Note No. 09 of the financial statements, regarding the awaited opinion from Expert Advisory Committee of the Institute of Chartered Accountants of India on disclosure of unbilled revenue.

Our opinion is not modified in respect of above matters.

Management's Responsibilities for the Standalone Financial Results

These quarterly standalone financial results as well as the year to date standalone financial results have been prepared on the basis of the reviewed standalone financial results for the nine-month period ended December 31, 2025, the audited standalone financial statements as at and for the year ended March 31, 2026. The Company's Board of Directors are responsible for the preparation and presentation of these Standalone Financial Results that give a true



and fair view of the net profit for the quarter and year ended and other comprehensive income and other financial information in accordance with the recognition and measurement principles laid down in India Accounting Standards prescribed under Section 133 of the Act, read with relevant rules issued thereunder and other accounting principles generally accepted in India , and in compliance with Regulation 33 of the Listing Regulations. This responsibility also includes maintenance of adequate accounting records in accordance with the provisions of the Act for safeguarding of the assets of the Company and for preventing and detecting frauds and other irregularities; selection and application of appropriate accounting policies; making judgments and estimates that are reasonable and prudent; and design, implementation and maintenance of adequate internal financial controls that were operating effectively for ensuring the accuracy and completeness of the accounting records, relevant to the preparation and presentation of the Standalone Financial Results that give a true and fair view and is free from material misstatement, whether due to fraud or error.

In preparing the Standalone Financial Results, the Board of Directors are responsible for assessing the Company's ability, to continue as a going concern, disclosing, as applicable, matters related to going concern and using the going concern basis of accounting unless the Board of Directors either intends to liquidate the Company or to cease operations, or has no realistic alternative but to do so.

The Board of Directors are also responsible for overseeing the Company's financial reporting process.

Auditor's Responsibilities for the Audit of the Standalone Financial Results

Our objectives are to obtain reasonable assurance about whether the Standalone Financial Results as a whole are free from material misstatement, whether due to fraud or error, and to issue an auditor's report that includes our opinion. Reasonable assurance is a high level of assurance but is not a guarantee that an audit conducted in accordance with SAs will always detect a material misstatement when it exists. Misstatements can arise from fraud or error and are considered material if, individually or in the aggregate, they could reasonably be expected to influence the economic decisions of users taken on the basis of these Standalone Financial Results.

As part of an audit in accordance with SAs, we exercise professional judgment and maintain professional skepticism throughout the audit. We also:


- Identify and assess the risks of material misstatement of the Standalone Financial Results, whether due to fraud or error, design and perform audit procedures responsive to those risks, and obtain audit evidence that is sufficient and appropriate to provide a basis for our opinion. The risk of not detecting a material misstatement resulting from fraud is higher than for one resulting from error, as fraud may involve collusion, forgery, intentional omissions, misrepresentations, or the override of internal control.



- Obtain an understanding of internal control relevant to the audit in order to design audit procedures that are appropriate in the circumstances. Under Section 143(3) (i) of the Act, we are also responsible for expressing our opinion on whether the Company has adequate internal financial controls with reference to Standalone Financial Statements in place and the operating effectiveness of such control.
- Evaluate the appropriateness of accounting policies used and the reasonableness of accounting estimates and related disclosures made by the Board of Directors.
- Conclude on the appropriateness of the Board of Directors' use of the going concern basis of accounting and, based on the audit evidence obtained, whether a material uncertainty exists related to events or conditions that may cast significant doubt on the Company's ability to continue as a going concern. If we conclude that a material uncertainty exists, we are required to draw attention in our auditor's report to the related disclosures in the Statement or, if such disclosures are inadequate, to modify our opinion. Our conclusions are based on the audit evidence obtained up to the date of our auditor's report. However, future events or conditions may cause the Company to cease to continue as a going concern.
- Evaluate the overall presentation, structure and content of the Standalone Financial Results, including the disclosures, and whether the Standalone Financial Results represent the underlying transactions and events in a manner that achieves fair presentation.

We communicate with those charged with governance regarding, among other matters, the planned scope and timing of the audit and significant audit findings, including any significant deficiencies in internal control that we identify during our audit.

We also provide those charged with governance with a statement that we have complied with relevant ethical requirements regarding independence, and to communicate with them all relationships and other matters that may reasonably be thought to bear on our independence, and where applicable, related safeguards.




Other Matters

The Statement includes the results for the quarter ended 31st March 2026 and the corresponding quarter ended in the previous year as reported in these Standalone Financial Results being the balancing figures between audited figures in respect of the full financial year ending 31st March 2026 and the published year to date figures up to the end of the third quarter of the relevant financial year which were subject to limited review by us, as required under the Listing Regulations.

For PSMG & Associates
Chartered Accountants
F.R.N - 008567C

Swati



Swati Singh
Partner
M. No. 404531

UDIN : 26404531 FJIYSH6266

Place: New Delhi
Date: 18th May 2026

PART I

STATEMENT OF CONSOLIDATED AUDITED FINANCIAL RESULTS FOR THE QUARTER AND YEAR ENDED 31ST MARCH 2026

₹ in crores

S. no.	Particulars	Three months ended 31st March 2026 (Refer Note 4)	Three months ended 31st December 2025	Three months ended 31st March 2025 (Refer Note 4)	Year ended 31st March 2026	Year ended 31st March 2025
	(Refer notes below)	(Audited)	(Unaudited)	(Audited)	(Audited)	(Audited)
1	Revenue from operations	4,584.58	4,489.02	4,337.57	17,846.31	16,451.55
2	Other income	100.20	89.17	93.54	373.66	349.30
3	Total income (1+2)	4,684.78	4,578.19	4,431.11	18,219.97	16,800.85
4	Expenses:					
	(a) Purchases of stock-in-trade of natural gas	3,213.21	3,108.37	2,941.76	12,392.35	11,075.54
	(b) Changes in inventories of stock-in-trade of natural gas	(2.43)	(2.63)	(0.52)	(6.43)	(2.36)
	(c) Excise duty	421.89	421.52	389.93	1,678.72	1,538.93
	(d) Employee benefits expense	61.41	81.45	51.83	254.46	204.15
	(e) Finance costs	7.76	2.48	3.64	15.44	10.30
	(f) Depreciation and amortisation	132.93	131.92	121.25	517.70	475.86
	(g) Other expenses	469.44	409.45	461.62	1,683.57	1,677.19
	Total expenses (4)	4,304.21	4,152.56	3,969.51	16,535.81	14,979.61
5	Profit before tax and share of profit of associates (3-4)	380.57	425.63	461.60	1,684.16	1,821.24
6	Share of profit of associates	66.03	77.56	108.10	301.01	361.29
7	Profit before tax (5+6)	446.60	503.19	569.70	1,985.17	2,182.53
8	Tax expense					
	(a) Income tax relating to previous year	2.04	-	(4.02)	2.04	(3.95)
	(b) Current tax	88.76	100.09	80.02	386.92	386.44
	(c) Deferred tax	17.05	11.09	40.49	52.70	87.03
	Total tax expense	107.85	111.18	116.49	441.66	469.52
9	Profit for the period (7-8)	338.75	392.01	453.21	1,543.51	1,713.01
10	Other comprehensive income					
	(A) (i) Items that will not be reclassified to profit or loss	5.38	0.13	2.72	5.42	(0.48)
	(ii) Income-tax relating to items that will not be reclassified to profit or loss	(1.35)	(0.04)	(0.68)	(1.37)	0.12
	(B) (i) Items that will be reclassified to profit or loss	-	-	-	-	-
	(ii) Income-tax relating to items that will be reclassified to profit or loss	-	-	-	-	-
	Other comprehensive income (net of tax)	4.03	0.09	2.04	4.05	(0.36)
11	Total comprehensive income for the period (comprising profit and other comprehensive income) (9+10)	342.78	392.10	455.25	1,547.56	1,712.65
	Profit for the year Attributable to:	338.75	392.01	453.21	1,543.51	1,713.01
	Equity holders to the Parent	340.54	393.75	455.14	1,549.62	1,717.76
	Non-Controlling Interests	(1.79)	(1.74)	(1.93)	(6.11)	(4.75)
	Other Comprehensive Income for the year Attributable to:	4.03	0.09	2.04	4.05	(0.36)
	Equity holders to the Parent	4.03	0.09	2.04	4.05	(0.36)
	Non-Controlling Interests	-	-	-	-	-
	Total Comprehensive Income for the year Attributable to:	342.78	392.10	455.25	1,547.56	1,712.65
	Equity holders to the Parent	344.57	393.84	457.18	1,553.67	1,717.40
	Non-Controlling Interests	(1.79)	(1.74)	(1.93)	(6.11)	(4.75)
12	Paid up equity share capital (face value of ₹2 per share)	280.00	280.00	280.00	280.00	280.00
13	Other equity				11,224.44	10,335.77
14	Earnings per share (face value of ₹2 per share) Basic and diluted (in ₹) (refer note 8)	2.43*	2.81*	3.25*	11.07	12.27

*not annualised



(11)


[Handwritten signature]

PART II
STATEMENT OF CONSOLIDATED ASSETS AND LIABILITIES

₹ in crores

S. no.	Particulars	As at 31st March 2026 (Audited)	As at 31st March 2025 (Audited)
A	ASSETS		
1	Non-current assets		
	a) Property, plant and equipment	7,820.61	6,951.91
	b) Capital work-in-progress	1,517.96	1,526.97
	c) Intangible assets	7.93	9.59
	ca) Intangible assets under development	15.55	15.55
	d) Right-of-use assets	224.85	230.37
	e) Financial assets		
	(i) Investments accounted for using the equity	1,791.20	1,596.72
	(ii) Other financial assets	19.86	397.64
	f) Income-tax assets (net)	20.21	14.99
	g) Other non-current assets	38.61	194.27
	Total non-current assets	11,456.78	10,938.01
2	Current assets		
	a) Inventories	60.72	48.76
	b) Financial assets		
	(i) Investments	1,383.57	1,329.07
	(ii) Trade receivables	920.12	706.70
	(iii) Cash and cash equivalents	169.45	144.62
	(iv) Bank balances other than (iii) above	2,756.76	2,120.74
	(v) Other financial assets	210.49	248.21
	c) Other current assets	70.47	45.25
	Total current assets	5,571.58	4,643.35
	Total assets	17,028.36	15,581.36
B	EQUITY AND LIABILITIES		
1	Equity		
	a) Equity share capital	280.00	280.00
	b) Other equity	11,224.44	10,335.77
	b) Other equity	20.58	26.69
	Total equity	11,525.02	10,642.46
2	Liabilities		
	Non-current liabilities		
	a) Financial liabilities		
	(i) Borrowings	26.59	7.46
	(ii) Lease liabilities	54.22	68.73
	(iii) Trade payables		
	- Total outstanding dues of micro enterprises and small enterprises; and	0.91	0.07
	- Total outstanding dues of creditors other than micro enterprises and small enterprises	0.71	0.06
	(iv) Other financial liabilities (other than those specified in item (b))	19.97	45.13
	b) Provisions	57.35	37.86
	c) Deferred tax liabilities (net)	510.40	456.49
	d) Other non-current liabilities	9.75	9.03
	Total non-current liabilities	679.90	624.83
3	Current liabilities		
	a) Financial liabilities		
	(i) Lease liabilities	16.94	17.30
	(ii) Trade payables		
	- Total outstanding dues of micro enterprises and small enterprises; and	145.84	121.85
	- Total outstanding dues of creditors other than micro enterprises and small enterprises	923.07	812.72
	(iii) Other financial liabilities [other than those specified in item (c)]	2,701.37	2,498.93
	b) Other current liabilities	132.60	108.56
	c) Provisions	903.62	750.90
	d) Current tax liabilities (net)	-	3.81
	Total current liabilities	4,823.44	4,314.07
	Total liabilities	5,503.34	4,938.90
	Total equity and liabilities	17,028.36	15,581.36

See accompanying notes to the financial results




162

[Handwritten Signature]

INDRAPRASTHA GAS LIMITED
Consolidated cash flow statement for the year ended 31st March 2026

	(₹ in crores)	
Particulars	For the year ended 31st March 2026	For the year ended 31st March 2025
A. Cash flow from operating activities:		
Profit before tax	1,985.17	2,182.53
<i>Adjustments for:</i>		
- Depreciation and amortisation expense	517.70	475.86
- Unrealised foreign exchange loss / (gain)	0.33	0.01
- Provision for property, plant and equipment written off	13.62	4.66
- Allowances for expected credit losses-security deposits & advances	0.50	0.58
- Re-measurement gain/(loss) on defined benefit plans	4.79	(0.41)
- Provision for doubtful debts	6.82	18.05
- Amortization of capital grant	-	(0.78)
- Provision for obsolete and slow moving capital work-in-progress	(3.79)	3.01
- Provision for obsolete and slow moving stores and spares	(1.93)	3.59
- Liabilities/provisions no longer required, written back	(21.52)	(7.88)
- Interest on Lease Liability	6.83	7.39
- Interest income on deposits with banks	(196.39)	(190.76)
- Interest income on Income Tax Refund	(2.59)	(1.18)
- Interest income on Loan to Employees	(0.01)	-
- Collection on account of Late Payment Charges by Customers	(17.83)	(15.18)
- Income from investment in mutual funds (realized & unrealized)	(86.54)	(91.45)
- Share of profit of associates	(301.01)	(361.29)
Operating profit before working capital changes	1,904.13	2,026.75
<i>Changes in working capital:</i>		
Adjustments for (increase)/decrease		
- Financial assets	(3.11)	(26.80)
- Other current assets	129.01	(6.63)
- Inventories	(10.01)	(0.12)
- Trade receivables	(221.83)	294.59
Adjustments for increase/ (decrease)		
- Other liabilities	24.75	(17.50)
- Other financial liabilities	175.49	194.29
- Trade payables	160.34	(42.23)
- Provisions	172.22	156.38
Cash flow generated from operating activities (gross)	2,330.99	2,578.73
Less: income-tax paid (net)	(395.41)	(393.11)
Net cash flow generated from operating activities (A)	1,935.58	2,183.62
B. Cash flow from investing activities:		
- Payment for property, plant and equipment, other intangible assets and capital work-in-progress including capital advances and creditors for capital goods	(1,347.33)	(1,164.22)
- (Investment) in bank deposits with maturity more than three months	(2,330.00)	(2,181.00)
- Maturity of bank deposits with maturity more than three months	2,081.00	1,910.00
- Movement in restricted bank balance	(7.02)	(13.27)
- (Investment) in mutual funds	(11,694.40)	(6,337.83)
- Proceeds from sale of mutual funds	11,726.44	5,980.83
- Interest received on term deposits with banks & Loan to subsidiary and employees	235.06	180.40
- Collection on account of Late Payment Charges by Customers	17.83	15.18
- Dividend received from associates	107.00	106.00
Net cash flow (used in) investing activities (B)	(1,211.42)	(1,503.91)
C. Cash flow from financing activities:		
- Proceeds from Term Loans	17.45	7.34
- Money raised for Non Controlling Interest	-	14.97
- Repayment of Interest on lease liabilities	(6.83)	(7.39)
- Repayment of lease liabilities	(45.04)	(34.25)
- Dividend paid including movement in Unpaid Dividend	(664.91)	(734.80)
Net cash flow (used in) financing activities (C)	(699.33)	(754.13)
D. Net increase/ (decrease) in cash and cash equivalents (A+B+C)	24.83	(74.42)
E. Cash and cash equivalents as at the beginning of the year	144.62	219.04
F. Cash and cash equivalents as at the end of the year	169.45	144.62
G. Cash and cash equivalents at the end of the year		
i. Balances with banks in current accounts	107.78	83.49
ii. Cash on hand	5.36	4.58
iii. Balances with banks in fixed deposits with original maturity of less than three months	56.31	56.55
	169.45	144.62



13

NOTES :

- 1 The consolidated financial results of Indraprastha Gas Limited ('IGL' or the 'Company') for the financial year ended 31st March 2026 have been reviewed by the Audit Committee and approved by the Board of Directors at their respective meetings held on 18th May 2026. The statutory auditors of the company have expressed an unmodified opinion on these results.
- 2 The above results have been prepared in accordance with the recognition and measurement principles of applicable Indian Accounting Standards ('Ind-AS') as notified under the Companies (Indian Accounting Standards) Rules, 2015 (as amended), specified under section 133 of the Companies Act, 2013.
- 3(a) During FY 25-26, the trade margins were paid at the new rates, following the renewal of commercial contracts with the Oil Marketing Companies (OMCs), effective from 01.12.2021. This renewal of agreements had been concluded in Q4 FY 24-25, and the trade margins for the current period are being recognized at these updated rates. The arrears for the period 01.04.2019 to 30.11.2021, which were subject to mutual discussions, were finalized during Q4 FY 24-25. Consequently, the total provision of ₹114.08 crores that had been recorded in previous periods was reversed in Q4 FY 24-25, in line with the requirements of IND AS 115 regarding revenue recognition.
- 3(b) Delhi Development Authority (DDA) has raised a total demand (excluding interest) of ₹155.64 crores during 2013-14 on account of increase in license fees in respect of sites taken by the Company on lease from DDA for setting up compressed natural gas (CNG) stations in Delhi.


The increase in license fees was related to the period 1st April 2007 to 31st March 2014. The Company has filed a writ petition on 11 October 2013 before the Hon'ble Delhi High Court against the demand raised by DDA as the revised license fees has been increased manifold and made applicable retrospectively from financial year 2007-08. Further, DDA vide communication dated 29 August 2016 has revised the total demand (excluding interest) to ₹330.73 crores for the period upto 31st March 2016.


The matter was pending before the Hon'ble High Court of Delhi where the same was disposed on 11.03.2026, relegating parties to AMRCD mechanism. The representation in this regard is being finalised for filing before AMRCD seeking parity with oil marketing companies.

IGL, based on the legal opinion taken, is of the view that such demand is not tenable and accordingly no provision has been made for this aforementioned demand raised by DDA in the books of accounts.

- 4 Figures for the quarters ended 31st March 2026 and 31st March 2025 represent the balancing figures between the audited figures for the full financial year and published year to date figures upto the third quarter of the years ended 31st March 2026 and 31st March 2025 respectively.
- 5 The Company's business falls within a single segment in terms of the Indian Accounting Standard 108, 'Operating Segments'.
- 6 Previous period figures have been regrouped/reclassified to align with the current year classification, wherever required.
- 7 The Government of India has consolidated 29 existing labour legislations into a united framework comprising 4 Labour Codes which were made effective from November 21, 2025. The corresponding supporting rules under these codes have been notified on May 08, 2026 and the same are still being assessed by experts. Thus, the Company has considered the impact on the basis of best information and estimate available and, accordingly, financial implications amounting to ₹ 28.96 crore has been recognised till year ended March 31, 2026 based on actuarial valuation.
- 8 The Company recognizes unbilled revenue for gas supplied where meter reading and invoicing were pending at the reporting date. Based on management's assessment under Ind AS 115 – Revenue from Contracts with Customers, such amounts are considered contract assets and disclosed under "Other Current Financial Assets," as the right to consideration is not unconditional. Such unbilled revenue is transferred to Trade Receivables when the rights become unconditional.
The Company has sought an opinion from the Expert Advisory Committee of the Institute of Chartered Accountants of India (EAC of ICAI) on this classification. The opinion is awaited as at the date of approval of the financial statements.
- 9 The Board of Directors have recommended a final dividend of 75% i.e. ₹ 1.50 (previous year ₹ 1.50) on equity shares of ₹2 (previous year ₹ 2) each for the year ended 31 March 2026 subject to approval of shareholders at the ensuing Annual General Meeting.
- 10 The audited results for the year ended 31st March 2026 are subject to review by the Comptroller and Auditor General of India under section 143(6) and 143(7) of the Companies Act, 2013.

For and on behalf of the Board of Directors




Kamal Kishore Chatwal
Managing Director



14

Place: New Delhi
Date: 18 May 2026



PSMG & ASSOCIATES

CHARTERED ACCOUNTANTS

Head Office

Flat no.204, II Floor Competent
House, F-14 Middle Circle,
Connaught Place, Delhi- 110001
Email: info@psmg.co.in

Independent Auditor's Report on the Quarterly and Year to date Consolidated Financial Results of for the period ended 31st March 2026 of Indraprastha Gas Limited pursuant to Regulation 33 of the SEBI (Listing Obligations and Disclosure Requirements) Regulations, 2015, as amended.


To
The Board of Directors
Indraprastha Gas Limited

Opinion

We have audited the accompanying Consolidated Financial Results of Indraprastha Gas Limited (the "Holding Company") and its subsidiary (the company and its subsidiary together referred to as "the group") and its share of net profit after tax and total comprehensive income of its associates for the quarter and year ended March 31, 2026 ("the Statement"), being submitted by the Holding Company pursuant to the requirement of Regulation 33 of the SEBI (Listing Obligations and Disclosure Requirements) Regulations, 2015, as amended ("Listing Obligations").

In our opinion and to the best of our information and according to the explanations given to us, and based on the consideration of the audit report of the other auditor on separate audited financial statements/ financial information of the subsidiary and associates, the aforesaid consolidated financial results include:

- a) the annual financial results of the following:
 - i. Subsidiary -
 - a) IGL Genesis Technologies Limited



II. Associates -

- a) Maharashtra Natural Gas Limited and
- b) Central U.P. Gas Limited

- b) is presented in accordance with the requirements of Regulation 33 of the Listing Regulations, in this regard and
- c) gives a true and fair view in conformity with the recognition and measurement principles laid down in the applicable Indian Accounting Standards and other accounting principles generally accepted in India, of the consolidated net profit for the quarter and year ended, other comprehensive income and other financial information of the Group and of its associates for the quarter and year ended 31st March 2026.


Basis for Opinion

We conducted our audit in accordance with the Standards on Auditing (SA's) specified under Section 143(10) of the Companies Act, 2013 ("the Act"). Our responsibilities under those Standards are further described in the Auditor's Responsibilities for the Audit of the Consolidated Financial Results section of our report. We are independent of the Group and its associates in accordance with the Code of Ethics issued by the Institute of Chartered Accountants of India ("ICAI") together with the ethical requirements that are relevant to our audit of the Consolidated Financial Results for the year ended 31st March, 2026 under the provisions of the Act and the Rules thereunder, and we have fulfilled our other ethical responsibilities in accordance with these requirements and the ICAI's Code of Ethics. We believe that the audit evidence obtained by us and the audit evidence obtained by the other auditor in terms of their report referred to in Other Matters section below, is sufficient and appropriate to provide a basis for our audit opinion.

Emphasis of Matter

- i) We draw attention to Note No. 3(b) of the financial statements regarding the increase in license fees demanded by DDA for the period up to March 2016 amounting to ₹ 330.73 crores (excluding interest). The Hon'ble High Court of Delhi has disposed off the case on 11.03.2026 relegating the parties to AMRCD Mechanism. The representation in this regard is being finalized for filing before AMRCD seeking parity with oil marketing companies. The Company is of the view that demand is not tenable and has reported the same as Contingent Liability.
- ii) We draw attention to the Note No. 07 of the financial statements, regarding the accounting treatment and potential financial impact of the New Labour Codes, effective from 21 November 2025. The corresponding supporting rules under these codes have been notified on May 08, 2026 and the same are still being assessed by experts. Thus, the Company has considered the impact on the basis of best information and estimate available and, accordingly, financial implications amounting to ₹ 28.96 crore has been recognized till year ended March 31, 2026 based on actuarial valuation.

16



- iii) We draw attention to the Note No. 08 of the financial statements, regarding the awaited opinion from Expert Advisory Committee of the Institute of Chartered Accountants of India on disclosure of unbilled revenue.

Our opinion is not modified in respect of above matters.

Management's Responsibilities for the Consolidated Financial Results

This Statement has been prepared on the basis of the Consolidated annual Financial Statements. The Holding Company's Board of Directors are responsible for the preparation and presentation of these Consolidated Financial Results that give a true and fair view of the consolidated net profit and other comprehensive income and other financial information of the Group including its associates in accordance with the recognition and measurement principles laid down in India Accounting Standards prescribed under Section 133 of the Act, read with relevant rules issued thereunder and other accounting principles generally accepted in India and in compliance with Regulation 33 of the Listing Regulations. The respective Board of Directors of the companies included in the Group and of its associates are responsible for maintenance of adequate accounting records in accordance with the provisions of the Act for safeguarding of the assets of the Group and of its associates and for preventing and detecting frauds and other irregularities; selection and application of appropriate accounting policies; making judgments and estimates that are reasonable and prudent; and design, implementation and maintenance of adequate internal financial controls that were operating effectively for ensuring the accuracy and completeness of the accounting records, relevant to the preparation and presentation of the Consolidated Financial Results that give a true and fair view and is free from material misstatement, whether due to fraud or error which have been used for the purpose of preparation of the consolidated financial results by the Board of Directors of the Holding Company, as aforesaid.


In preparing the Consolidated Financial Results, the respective Board of Directors of the companies included in the Group and of its associates are responsible for assessing the ability of the Group and of its associates, to continue as a going concern, disclosing, as applicable, matters related to going concern and using the going concern basis of accounting unless the respective Board of Directors either intends to liquidate the Group or to cease operations, or has no realistic alternative but to do so.

The respective Board of Directors of the companies included in the Group and of its associates are responsible for overseeing the financial reporting process of the Group and of its associates.

Auditor's Responsibilities for the Audit of the Consolidated Financial Results

Our objectives are to obtain reasonable assurance about whether the Consolidated Financial Results as a whole are free from material misstatement, whether due to fraud or error, and to issue an auditor's report that includes our opinion. Reasonable assurance is a high level of assurance but is not a guarantee that an audit conducted in accordance with SAs will always detect a material


17



misstatement when it exists. Misstatements can arise from fraud or error and are considered material if, individually or in the aggregate, they could reasonably be expected to influence the economic decisions of users taken on the basis of these Consolidated Financial Results.

As part of an audit in accordance with SAs, we exercise professional judgment and maintain professional skepticism throughout the audit. We also:

- Identify and assess the risks of material misstatement of the Consolidated Financial Results, whether due to fraud or error, design and perform audit procedures responsive to those risks, and obtain audit evidence that is sufficient and appropriate to provide a basis for our opinion. The risk of not detecting a material misstatement resulting from fraud is higher than for one resulting from error, as fraud may involve collusion, forgery, intentional omissions, misrepresentations, or the override of internal control.
- Obtain an understanding of internal control relevant to the audit in order to design audit procedures that are appropriate in the circumstances. Under Section 143(3) (i) of the Act, we are also responsible for expressing our opinion through a separate report on the complete set of Consolidated Financial Statements on whether the Company have adequate internal financial controls with reference to Consolidated Financial Statements in place and the operating effectiveness of such controls.
- Evaluate the appropriateness of accounting policies used and the reasonableness of accounting estimates and related disclosures made by the Board of Directors.
- Conclude on the appropriateness of the Board of Directors use of the going concern basis of accounting and, based on the audit evidence obtained, whether a material uncertainty exists related to events or conditions that may cast significant doubt on the ability of the Group and its associates to continue as a going concern. If we conclude that a material uncertainty exists, we are required to draw attention in our auditor's report to the related disclosures in the Statement or, if such disclosures are inadequate, to modify our opinion. Our conclusions are based on the audit evidence obtained up to the date of our auditor's report. However, future events or conditions may cause the Group and its associates to cease to continue as a going concern.
- Evaluate the overall presentation, structure and content of the Consolidated Financial Results, including the disclosures, and whether the Consolidated Financial Results represent the underlying transactions and events in a manner that achieves fair presentation.
- Obtain sufficient appropriate audit evidence regarding the financial results/ financial information of the entities within the Group and its associates to express an opinion on the consolidated Financial Results. We are responsible for the direction, supervision and performance of the audit of the financial statements of such entities included in the consolidated financial results of which we are the independent auditors. For the other entities included in the consolidated financial statements, which have been audited by other auditor, such other auditors remain responsible for the direction, supervision and performance of the audits carried out by them. We remain solely responsible for our audit opinion.



We communicate with those charged with governance of the Holding Company regarding, among other matters, the planned scope and timing of the audit and significant audit findings, including any significant deficiencies in internal control that we identify during our audit.


We also provide those charged with governance with a statement that we have complied with relevant ethical requirements regarding independence, and to communicate with them all relationships and other matters that may reasonably be thought to bear on our independence, and where applicable, related safeguards.

We also performed procedures in accordance with the circular issued by the SEBI under Regulation 33(8) of the Listing Regulations, as amended, to the extent applicable.

Other Matters

1. We did not audit the financial information of the subsidiary Company [refer to para 2(a)(I)] included in the Statement, whose audited financial information reflect, pre-elimination total assets of ₹ 135.06 Crores as at 31st March 2026, pre-elimination total revenues of ₹ 3.94 crores, pre-elimination total net loss after tax (including comprehensive loss) of ₹ 12.46 crores and pre-elimination net cash outflow of ₹ 7.93 crores for the year ended 31st March 2026, as considered in the audited Consolidated Financial Results. This audited financial information has been audited by another auditor whose report has been furnished to us and our opinion on the statement, in so far as it relates to the amounts and disclosures included in respect of this subsidiary is based solely on the report of the other auditor and the procedure performed by us stated in paragraph above.
2. The accompanying Statement includes the Group's share of net profit after tax of ₹ 269.45 crores and total comprehensive income of ₹ 269.92 crores for the year ended 31st March 2026, in respect of one associate [refer para 2(a)(II)(a)], as considered in the audited consolidated financial results. This financial information has been audited by another auditor whose report has been furnished to us and our opinion on the statement, in so far as it relates to the amounts and disclosures included in respect of this associate is based solely on the report of the other auditor and the procedure performed by us stated in paragraph above.
3. The accompanying Statement includes the Group's share of net profit after tax of ₹ 31.56 crores and total comprehensive income of ₹ 31.56 Crores for the year ended 31st March 2026, in respect of one associate [Refer para 2(a)(II)(b)], as considered in the audited consolidated financial results. This financial information has been audited by another auditor whose report has been furnished to us and our opinion on the statement, in so far as it relates to the amounts and disclosures included in respect of this associate is based solely on the report of the other auditor and the procedure performed by us stated in paragraph above.

Our opinion on the consolidated financial results is not modified in respect of the above matter with respect to our reliance on the work done and the reports of the other auditor.



4. The Statement includes the results for the quarter ended 31st March 2026 and the corresponding quarter ended in the previous year as reported in these consolidated financial results being the balancing figures between the audited figures in respect of the full financial year ending 31st March 2026 and the published year to date figures up to the third quarter of the relevant financial year which were subject to limited review by us, as required under the Listing Regulations.

For PSMG & Associates
Chartered Accountants
F.R.N - 008567C

Swati
Swati Singh

Partner
M. No. 404531



UDIN: 26404531 HTANBB9060

Place: New Delhi
Date: 18th May 2026

INDRAPRASTHA GAS LIMITED

PERFORMANCE FOR THE FINANCIAL YEAR ENDED MARCH 31, 2026 VS MARCH 31, 2025

Particulars	UOM	Financial Year Ended		% Increase/ (Decrease)
		31.03.2026	31.03.2025	
SALES VOLUMES:				
CNG	Million Scm	2532.28	2430.68	4%
LNG	Million Scm	0.66	1.82	-64%
PNG - Domestic	Million Scm	279.25	255.03	9%
PNG - Industrial/Commercial	Million Scm	432.61	410.97	5%
Natural Gas	Million Scm	182.41	182.37	0%
PNG - TOTAL	Million Scm	894.27	848.37	5%
TOTAL VOLUMES	Million Scm	3427.21	3280.87	4%
TOTAL VOLUMES	MMSCMD	9.39	8.99	4%
REVENUE FROM OPERATIONS:				
Gross Sales				
CNG	Rs. Crores	13533.20	12525.78	8%
LNG	Rs. Crores	3.66	10.22	-64%
PNG	Rs. Crores	4248.50	3863.70	10%
Total Gross Sales	Rs. Crores	17785.36	16399.70	8%
Less: Excise Duty	Rs. Crores	1,678.72	1538.93	9%
Net Sales	Rs. Crores	16106.64	14860.77	8%
Other Operating Income	Rs. Crores	60.35	51.57	17%
TOTAL NET REVENUE FROM OPERATIONS	Rs. Crores	16166.99	14912.34	8%
REVENUE FROM OPERATIONS (Gross)	Rs. Crores	17845.71	16451.27	8%
Less: Excise Duty	Rs. Crores	1678.72	1538.93	9%
REVENUE FROM OPERATIONS (Net)	Rs. Crores	16166.99	14912.34	8%
EBIDTA	Rs. Crores	1,850.04	1,963.45	-6%
% of EBIDTA to Net Revenue from Operations	%age	11%	13%	
NET PROFIT (after Tax)	Rs. Crores	1,364.10	1,467.59	-7%
Total Comprehensive Income (TCI)	Rs. Crores	1,367.68	1,467.28	-7%



(21)

INDRAPRASTHA GAS LIMITED

PERFORMANCE FOR THE QUARTER ENDED MARCH 31, 2026 VS MARCH 31, 2025

Particulars	UOM	Quarter Ended		% Increase/ (Decrease)
		31.03.2026	31.03.2025	
SALES VOLUMES:				
CNG	Million Scm	636.70	603.64	5%
LNG	Million Scm	0.13	0.30	-57%
PNG - Domestic	Million Scm	77.52	68.32	13%
PNG - Industrial/Commercial	Million Scm	113.20	109.27	4%
Natural Gas	Million Scm	44.91	44.87	0%
PNG - TOTAL	Million Scm	235.63	222.46	6%
TOTAL VOLUMES	Million Scm	872.46	826.40	6%
TOTAL VOLUMES	MMSCMD	9.69	9.18	6%
REVENUE FROM OPERATIONS:				
Gross Sales				
CNG	Rs. Crores	3,403.66	3274.44	4%
LNG	Rs. Crores	0.74	1.69	-56%
PNG	Rs. Crores	1,167.09	1046.58	12%
Total Gross Sales	Rs. Crores	4571.49	4322.71	6%
Less: Excise Duty	Rs. Crores	421.89	389.93	8%
Net Sales	Rs. Crores	4149.60	3932.78	6%
Other Operating Income	Rs. Crores	13.02	14.59	-11%
TOTAL NET REVENUE FROM OPERATIONS	Rs. Crores	4162.62	3947.37	5%
REVENUE FROM OPERATIONS (Gross)	Rs. Crores	4584.51	4337.30	6%
Less: Excise Duty	Rs. Crores	421.89	389.93	8%
REVENUE FROM OPERATIONS (Net)	Rs. Crores	4162.62	3947.37	5%
EBIDTA	Rs. Crores	422.94	494.03	-14%
% of EBIDTA to Net Revenue from Operations	%age	10%	13%	
NET PROFIT (after Tax)	Rs. Crores	277.08	349.23	-21%
Total Comprehensive Income (TCI)	Rs. Crores	280.92	351.32	-20%



222

INDRAPRASTHA GAS LIMITED

CONSOLIDATED RESULTS

A subsidiary named IGL Genesis Technologies Limited has been incorporated on 15.06.2023. The Company holds 51% share in IGL Genesis Technologies Limited. The primary objective of subsidiary is manufacturing, supply, selling and distribution of gas & other meters and other allied goods & services.

The certificate of incorporation has been received by the subsidiary on 13.07.2023. During the year, the Company has not made any investment in shares in the subsidiary. The total amount of investment made by the company in the subsidiary as at March 31, 2026 amounts to ₹ 34.46 crores (previous year: ₹ 34.46 crores).

During the year, the company has also advanced Secured Loan amounting to ₹ 12.75 (previous year: ₹ 15.29 crores) crores to the subsidiary with specified terms and repayment period . The total amount of loan advances by the company to the subsidiary as at March 31, 2026 amounts to ₹ 28.04 crores (previous year: ₹ 15.29 crores). The first installment of Interest on the above loan was due on 31st December 2025, however, the same was not paid by the subsidiary, and accordingly, as per the terms of contract the principal amount of loan has been classified as Current Asset as at 31st March 2026. The total amount of Interest Due on the above loan amounts to ₹ 2.08 crores (previous year: ₹ 0.17 crores).

The company has 50% equity in two CGD companies namely Central UP Gas Limited and Maharashtra Natural Gas Limited. As per the requirement of Companies Act, 2013, financial results of these two associate companies for the year ended March 31, 2026 have been consolidated with the financials of Indraprastha Gas Limited on equity basis in accordance with Ind AS 28 after considering 50% share of total comprehensive income of these two companies.

The Company's share in total comprehensive income of these two associate companies in the consolidated accounts for the quarter ended March 31, 2026 is ₹ 66.03 crores against last year figure of ₹ 108.10 crores. The consolidated total comprehensive income of the company comes to ₹ 342.78 crores in Q4 FY 25-26 against the consolidated profit of ₹ 455.25 crores in Q4 FY 24-25.

The Company's share in total comprehensive income of these two associate companies in the consolidated accounts for the FY ended March 31, 2026 is ₹ 301.01 crores against last year figure of ₹ 361.29 crores. The consolidated total comprehensive income of the company comes to ₹ 1547.56 crores in FY 2025-26 as against the consolidated profit of ₹ 1712.65 crores in FY 2024-25.



23