LA TIM METAL & INDUSTRIES LIMITED.

LATIM

CIN: L99999MH1974PLC017951

Regd.Off.:201, Navkar Plaza, Bajaj Road, Vile Parle (West), Mumbai - 400056.

Tel: 022-26203399, 26203434, Email: cs.latimmetal@gmail.com Web: www.latimmetal.com

Date: 30/10/2026

To
The Bombay Stock Exchange Ltd.
Corporate Relationship Dept, 1st Floor,
New Trading Ring, Rotunda Building, P. J. Towers,
Dalal Street, Fort, Mumbai - 400 001

Ref: BSE Scrip Code: 505693

Sub: Q2FY27 Investor Presentation

Dear Madam/Sir,

pursuant to Regulation 30 of the SEBI (Listing Obligations and Disclosure Requirements) Regulations, 2015, please find enclosed herewith the document titled 'Investor Presentation Q2FY27'.

Thanking You

Yours Faithfully,

For LA TIM METAL & INDUSTRIES LIMITED

RAHUL MAGANLAL TIMBADIA

Digitally signed by RAHUL MAGANLAL TIMBADIA
DN: c=IN, postalCode=400056, st=MAHARASHTRA, street=601, CRYSTAL APARTMENT, PLOT NO.31 ,VALLABH NAGAR SOCIETY, N.S. ROAD NO.3 ,MUMBAI,400056, l=MUMBAI, o=Personal, serialNumber=fe9d6d26fd64af36911e8008bcb38ee5d0f9438cfe23ca5662529530082135299, pseudonym=f1a61ad8dc494c1f8042bdc97887fdcc, 2.5.4.20=30a78e7260f080e90d61afd1dd30f66ae83b14cc137eb51088f560470acb47eb, email=LATIMLIFESTYLE@GMAIL.COM, cn=RAHUL MAGANLAL TIMBADIA
Date: 2026.10.30 14:12:49 +05'30'

Mr. RAHUL MAGANLAL TIMBADIA
Managing Director
DIN:00691457

LATIM

La Tim Metal & Industries Limited

Investor Presentation – Q2 FY27

AGENDA

01 About Us

02 Executive Summary

03 Managing Director’s Commentary

04 Product Portfolio

05 Journey So Far

06 Leadership

07 Key Competitive MOATs

08 Operational Metrics

09 Financials

About The Company

La Tim Metal & Industries Limited, established in 1974, is engaged in the **manufacturing and dealing of colour coated steel coils,** with an emerging presence in export markets, particularly Europe. Its product portfolio includes **colour coated steel coils, design coated steel coils** (featuring wood, marble, stone and floral patterns), stone-coated steel roofing and asphalt shingles catering to applications across construction, infrastructure, hospitality, premium real estate, interiors and exteriors.

The company is further broadening its specialised product offerings **through next-generation roofing & cladding solutions,** with new planned products in stone-coated steel roofing, asphalt shingles and for exterior architectural cladding and premium interior solutions. These offerings are focused on specialised and premium applications where aesthetics, durability and functional performance are key considerations.

Alongside its steel business, La Tim has a presence in **real estate development through the La Tim Industrial Park**, a large land parcel in the Mumbai - Goa Road Taluka Tala, strategically positioned within an established steel and industrial ecosystem with connectivity towards Mumbai, Pune, Dighi Port and Nhava Sheva Port.

States Covered:
18+

Product Category:
5+

Manufacturing Facility:
1

Industry Awards & Recognitions:
15+

Particulars (In ₹ Cr)	FY26	FY25	FY24
Revenue From Operations	390.5	256.6	348.5
Growth (%)	*52.2%*	*-26.4%*	-
EBITDA	15.7	1.2	14.4
EBITDA Margin	4.0%	0.5%	4.1%
PAT	8.2	-0.9	7.7
PAT Margin	2.1%	-0.3%	2.2%

2 Year CAGR (FY24 - FY26)

Revenue From Operations
5.9%

EBITDA
4.6%

PAT
3.7%

Executive Summary – Q2 FY27

Revenue & Profitability

Revenue From Operations

₹ 150.4 Cr	YoY +68.5%

EBITDA

₹ 7.5 Cr	YoY +125.3%

EBITDA Margin

5.0%	YoY +126 bps

PAT

₹ 3.9 Cr	YoY +170.3%

PAT Margin

2.6%	YoY +98 bps

Return & Capital

Return On Equity

13.8% in H1FY27	vs 10.4% in FY26

Return On Capital Employed

23.5% in H1FY27	vs 21.5% in FY26

Debt to Equity Ratio

0.9 in H1FY27	vs 0.6 in FY26

Interest Coverage Ratio

3.7 in H1FY27	vs 2.4 in FY26

Current Ratio

1.6 in H1FY27	vs 1.8 in FY26

KPIs

Clients

500+

Projects

50+

Years Of Experience

50+

Distribution

Pan-India

Installed Manufacturing Capacity

> 90,000 MTPA

Managing Director's Commentary

Q2 & H1 FY27 has marked a strong growth phase for La Tim Metal & Industries Limited, supported by a strategic shift in focus from trade distribution towards the OEM business and an enhanced contribution from value-added and premium industrial segments. The buoyant steel market, with favourable demand conditions expected to sustain through FY27 and beyond, is expected to provide a favourable operating environment for the company's growth ambitions. For H1FY27, Revenue from Operations grew 62.7% YoY to ₹287.7 Crore, while EBITDA increased 85.2% to ₹14.3 Crore and Profit After Tax more than doubled to ₹7.1 Crore. For Q2 FY27, Revenue from Operations stood at ₹150.4 Crore, up 68.5% YoY, while EBITDA grew 125.3% to ₹7.5 Crore and Profit After Tax increased 170.3% to ₹3.9 Crore, reflecting strong business momentum and improved profitability.

Operationally, our >90,000 MTPA manufacturing facility and established pan-India distribution network continue to provide a strong foundation for scaling volumes and deepening customer relationships. The transition towards the OEM business, supported by additional bank finance to facilitate higher volumes, is expected to strengthen our ability to serve industrial customers and expand our presence in premium, value-added product categories. During H1 FY27, the steel and steel products segment contributed ₹287.0 Crore to revenue, while real estate development contributed ₹0.7 Crore. In Q2 FY27, revenue from steel and steel products stood at ₹149.7 Crore, alongside ₹0.7 Crore from real estate development. This segment mix underscores the continued dominance of the core steel business, complemented by the company's real estate development opportunity.

Looking ahead, we are positioning La Tim to capitalise on the buoyant steel market and India's infrastructure and industrial growth opportunities. Our focus on expanding the OEM business and strengthening our presence in value-added and premium industrial segments is expected to drive volume growth and improve our overall business mix. Our diversified product portfolio, spanning colour-coated steel, design-coated steel, stone-coated steel roofing and asphalt shingles, enables us to cater to a wide range of industrial and construction applications. We continue to explore opportunities in next-generation premium roofing and cladding solutions to strengthen our market positioning and expand our product offerings. In parallel, we are advancing the development potential of our land parcels in the Khopoli–Pali corridor, where connectivity to Mumbai, Pune and major ports, along with an established industrial ecosystem, presents opportunities for phased land parcel development and long-term value creation.

~ Mr. Rahul Timbadia
Managing Director

Product Portfolio (1/4)

1. Colour Coated Steel Coils





Product Description:

Colour Coated Steel Coils with Galvanized, Galvalume and Aluminium substrates, offering corrosion resistance, durability and aesthetic flexibility across varied applications. Available in multiple colours, finishes, thicknesses and widths.

Special Features:

1. Corrosion, UV & abrasion resistant.
2. Multiple coating systems & finishes.
3. Customisable as coils and sheets.
4. Protective film available.

End Users / Applications:

1. Roofing & Cladding.
2. Sandwich Panels.
3. Prefab Structures.
4. Doors & Shutters.
5. Appliances.
6. Portable Cabins.

Product Portfolio (2/4)

2. Design Coated / Printed Steel Coils

Product Description:

Design Coated Steel Coils feature wood, marble, stone, tile and floral patterns in varied shades and textures, offering an aesthetic alternative to conventional decorative materials.

Special Features:

1. High durability & corrosion resistance.
2. Fire-resistant and low maintenance.
3. 100% recyclable.
4. Alternative to wood, marble, stone, WPC, PVC/Vinyl & Aluminium.

End Users / Applications:

1. Furniture.
2. Doors & Chaukhats.
3. Wall Panels & Louvres.
4. False Ceiling Baffles.
5. Architectural Facades Panels.
6. Sandwich Panels.
7. Gates & Fencing.

Product Portfolio (3/4)

3. Stone Coated Steel Roof

Product Description:

Stone Coated Steel Roofing combines steel strength with a durable stone-chip surface, offering weather-resistant roofing solutions in multiple colours and patterns.

Special Features:

1. Withstands extreme weather, heavy rainfall & strong winds.
2. Interlocking horizontal-fix system for enhanced strength.
3. Stone-chip coating provides additional weather protection.
4. Heat-reflective & energy-efficient.

End Users / Applications:

1. Luxury Homes & Bungalows.
2. Holiday Homes & Chalets.
3. Architectural & Decorative Roofing.
4. Hotels & Resorts.
5. Residential Buildings & Vilas.

Product Portfolio (4/4)

4. Asphalt Shingles



Product Description:

LATIM offers durable, stylish Asphalt Shingles that provide reliable weather protection and enhance roof aesthetics for residential and commercial buildings.

Special Features:

1. Excellent Weather Resistance.
2. Durable & Long-Lasting.
3. Low Maintenance.
4. Attractive Colours & Designs.

End User / Applications:

1. Luxury Homes & Bungalows.
2. Holiday Homes & Chalets.
3. Architectural & Decorative Roofing.
4. Hotels & Resorts.
5. Residential Buildings & Vilas.

Manufacturing Process Of Colour Coated Coils

1. Al-Zinc Coating

The steel substrate undergoes Al-Zinc coating, providing the foundation for enhanced corrosion resistance and product durability.

2. Pre-Treatment

A pre-treatment Chromate Coating is applied to prepare the surface and support subsequent paint adhesion.

3. Primer & Finish Coating

The treated substrate passes through Primer Coating, followed by a Top / Finish Coating. Depending on the application, an optional Protective Guard Film can also be applied.

4. Quality Testing & Finished Product

The finished coils undergo stringent quality controls to ensure consistency in colour, gloss, texture and paint adhesion. La Tim also carries out tests covering hardness, heat resistance, flexibility, bending, chemical resistance, impact strength, MEK resistance and salt-solution resistance.

Industrial Park

Strategic Location & Connectivity

Located on Mumbai - Goa Road, Taluka Tala, the Industrial Park benefits from connectivity to both Mumbai and Pune. The company highlights the road's connection towards Dighi Port, while the location is also accessible through Roha and Mangaon railway stations.

Positioned Within an Established Industrial Cluster

The park is sited near an existing steel and industrial ecosystem, with companies such as POSCO Steel Limited, Maharashtra Seamless Tubes and JSW Steel. This existing industrial concentration can potentially enhance the attractiveness of the location for prospective industrial occupiers.

~1,554.9 Guntha

Land parcel identified for Industrial Park venture

Strategic Location

Mumbai ↔ Roha ↔ Pune

Port Connectivity

Dighi Port | Nhava Sheva

Industrial Ecosystem

D+ Zone Benefits

Land Parceling-Led Business Model

La Tim intends to develop the Industrial Park through a land-parceling model, with subdivided plots offered to companies seeking strategically located industrial land.

Potential Additional Monetisation Avenue

The Industrial Park provides La Tim with an opportunity to monetise its under-utilised land bank while remaining complementary to its core metals business. The strategic location, industrial ecosystem and connectivity to Mumbai, Pune and ports provide the underlying rationale for the development.

Our Journey

1971 — Established its footprint In the steel industry.

2010 — Launched coated steel trading.

2018 — Started color coated steel coil production.

2022 — Started design coated steel coil production.

2023 — Launched stone coated steel roofing.

2024 — Launched Asphalt Shingles.

2026 — La Tim Buildarch LLP incorporated as a 75%-owned subsidiary, expanding the roofing & cladding segment & launching synthetics thatch roofing.

2027 — Further diversification plans in steel & stone coated roofing segment.

Leadership Team

Rahul M. Timbadia

Managing Director

Rahul M. Timbadia has extensive experience in the steel industry, having had business as a steel importer & supplier from 1971 onwards. He has more than 10 years of association with the 'Bombay Iron Merchant Association', many years of which were as its President. His vision led him to diversify into Hospitality and Land development businesses. He is the Chairman of the LA TIM group and is a Director in La Tim Lifestyle & Resorts Ltd and Saj Hotels Ltd.

Kartik M. Timbadia

Chairman & Executive Director

Mr. Kartik M. Timbadia has vast experience in the steel business having worked as a stockist and importer since 1973 onwards and is associated in the development and expansion of La Tim Metal. He has been instrumental in operationalizing & expanding the hospitality business of Saj Hotels Ltd.

Sandip K. Timbadia

Director & CFO

Mr. Sandip K. Timbadia is a Chartered Accountant with an MBA in Finance & Management from the USA and over 35 years of work experience. His experience spans accounting, finance, taxation, marketing, manufacturing, trading and logistics. He is instrumental in the establishment & operationalizing of the steel processing plant. He is actively associated in the further developments and expansion at La Tim Metal.

Sandeep N. Ohri

Non-Executive & Independent Director

Mr. Sandeep N. Ohri is a Certified Independent Director, Business Strategist and Business Development professional with over 30 years of experience. His expertise spans sales, marketing, business development, operations, finance and HR across diverse industries and national and international markets.

Ragini Chokshi

Non-Executive & Independent Director

Mrs. Ragini Chokshi is a practicing Company Secretary with over three decades of experience and specialises in corporate laws, listing, mergers & amalgamations and corporate restructuring. She has advised various listed and unlisted companies and has experience with regulatory authorities including SEBI, RBI and the Ministry of Corporate Affairs.

Ravi Kumar Seth

Non-Executive & Independent Director

Mr. Ravi Kumar Seth is a Certified Independent Director and Qualified Chartered Accountant with 48 years of professional experience. He brings extensive expertise in finance, taxation, corporate laws, audits and corporate strategy.

Key Competitive Moats

1 Value-Added Product Differentiation:

Expanding beyond conventional steel into Design Coated and Stone Coated Steel, with multiple finishes, patterns and specifications serving diverse architectural and industrial applications. This enables participation in more differentiated, specification-driven segments.

2 Established Sourcing Relationships & Supply Flexibility:

Decades of experience in the steel trade have enabled La Tim to develop established relationships across domestic steel producers and international sourcing channels. A combination of domestic procurement and international sourcing provides flexibility across different steel grades, specifications and price environments.



3 Integrated Route-to-Market:

An established pan-India distribution network for Colour Coated and Design Coated Steel is increasingly being leveraged to distribute newer products including Stone Coated Steel and Asphalt Shingles, providing an existing platform for portfolio expansion and cross-selling.

4 Multi-Product Channel Leverage:

Existing distribution relationships provide a platform to introduce adjacent products, enabling cross-selling across Colour Coated, Design Coated and Stone Coated Steel and related roofing products.

Partner Network

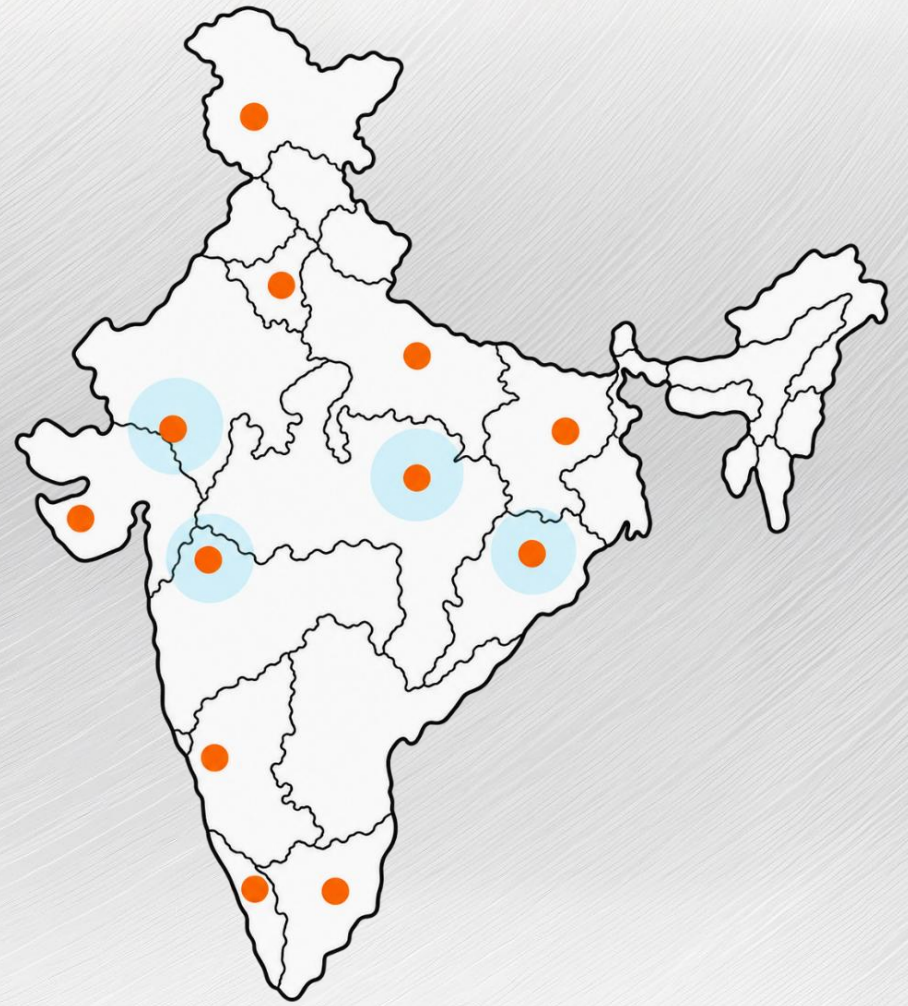

1. OEM Centric Partnership Model

La Tim is now concentrating on OEM driven applications, customised solutions and value-added coating with its partners, thus focusing on long-term partnerships.

2. Multi-Product Distribution Platform:

The distribution infrastructure extends beyond traditional colour coated products, with the company leveraging its existing network to market Stone Coated Steel Roofing and Asphalt Shingles. This creates opportunities to deepen wallet share from existing channel partners.

3. Pan-India Market Presence:

An established pan-India dealer and distribution network provides La Tim with access to customers across diverse regional markets. The network supports the company's core Colour Coated and Design Coated Steel business and provides a ready route-to-market for new products.

4. Access to Diverse End-Markets

The network serves multiple applications across construction infrastructure, appliance and furniture segments, reducing dependence on a single end-use industry. The company has historically highlighted its presence in markets including Mumbai, Chennai, Cochin and Jaipur, while pursuing a broader pan-India distribution strategy.

Operational Metrics

Efficiency & Working Capital Management

- **Inventory Turnover** improved to 4.2x from 3.6x, indicating an improvement in inventory utilisation during FY26.
- **Trade Receivable Turnover** accelerated to 14.1x in FY26 from 12.0x, underscoring strict credit discipline and highly efficient cash collection cycles.
- **Trade Payable Turnover** moderated to 9.6x in FY26 from 18.0x, indicating better strategic utilization of credit periods negotiated with vendors and suppliers.
- **Net Capital Turnover** expanded to 5.5x in FY26 from 5.0x, signaling highly effective deployment of working capital to generate top-line growth.

Profitability & Returns Profile

- **Return On Capital Employed** surged to 21.5% from 4.6%, driven by the substantial improvement in profitability during FY26.
- **Return On Equity** rebounded to 10.4% from a negative 1.2%, marking a complete turnaround in shareholder value creation.
- **Return On Investment** jumped to 10.1% from 2.5%, validating the strategic capital allocations and investments made over the fiscal year.
- **Net Profit Margin** delivered a positive 2.1% margin in FY26, recovering from a negative 0.3%, capitalizing on higher realization products and operational scale.

Liquidity & Solvency Profile

- **Current Ratio** stood at a healthy 1.8x in FY26, demonstrating strong short-term liquidity to cover immediate obligations and operational needs.
- **Debt-to-equity Ratio** managed prudently at 0.6x in FY26, ensuring that the balance sheet remains appropriately levered to fund future growth while minimizing systemic financial risk.
- **Interest Service Coverage Ratio** registered at 2.4x in FY26, up from 0.6x the previous year.

Income Statement

₹ Crores Unless Otherwise Mentioned						
Particulars	**H1 FY27**	**H1 FY26**	**YoY Change**	**Q2 FY27**	**Q2 FY26**	**YoY Change**
Revenue from operations	287.7	176.8	62.7%	150.4	89.2	68.5%
Cost of materials consumed (incl. changes in WIP and Purchases)	257.3	158.6	62.3%	134.1	80.2	67.2%
Gross Profit	**30.4**	**18.2**	**66.5%**	**16.3**	**9.0**	**80.8%**
Gross Profit Margin	**10.6%**	**10.3%**	**24 bps**	**10.9%**	**10.1%**	**74 bps**
Employee benefit expenses	2.7	2.1	33.7%	1.5	1.1	32.2%
Other expenses	13.3	8.5	57.5%	7.3	4.6	60.1%
EBITDA	**14.3**	**7.7**	**85.2%**	**7.5**	**3.3**	**125.3%**
EBITDA Margin	**5.0%**	**4.4%**	**60 bps**	**5.0%**	**3.7%**	**126 bps**
Other income	0.4	2.5	-85.6%	0.2	0.5	-62.7%
Depreciation & amortization expenses	1.4	1.4	2.9%	0.7	0.7	4.1%
Finance costs	3.1	4.6	-31.6%	1.6	1.4	13.4%
Profit Before Tax & Exceptional Items	10.1	4.2	138.9%	5.4	1.7	215.8%
Tax expenses	3.0	0.8	292.1%	1.5	0.3	470.7%
Exceptional items	0	0	-	0	0	-
Profit After Tax	**7.1**	**3.5**	**105.4%**	**3.9**	**1.4**	**170.3%**
PAT Margin	**2.5%**	**2.0%**	**51 bps**	**2.6%**	**1.6%**	**98 bps**
Diluted EPS (₹)	0.5	0.3	103.8%	0.3	0.1	145.5%

Balance Sheet

₹ Crores Unless Otherwise Mentioned			
Assets	**H1 FY27**	**FY26**	**FY25**
Property plant & equipment and intangible assets	14.8	14.6	15.9
Right of use assets	1.1	1.5	2.8
Investments	3.3	3.1	3.0
Inventories	102.1	92.0	66.6
Trade receivables	65.4	28.5	21.4
Cash & cash equivalents	5.9	2.6	1.4
Other financial assets	4.9	4.9	3.8
Short term loans & advances	7.6	4.1	1.5
Other current assets	30.9	26.8	12.3
Total Assets	**236.0**	**178.1**	**128.6**
Equity & Liabilities	**H1 FY27**	**FY26**	**FY25**
Shareholder's funds	85.8	78.7	70.4
Long- term borrowings	12.6	7.9	0.2
Lease liabilities	1.3	1.8	3.1
Other non current liabilities	3.4	3.4	1.0
Deferred tax liabilities (Net)	1.4	1.1	-
Other financial liabilities	2.2	1.5	0.8
Short-term borrowings	62.3	42.8	39.6
Trade payables	61.9	38.9	12.0
Other current liabilities	4.6	1.8	1.2
Provisions	0.3	0.3	0.3
Total Equity & Liabilities	**236.0**	**178.1**	**128.6**

Cashflow Statement

₹ Crores Unless Otherwise Mentioned			
Particulars	**H1 FY27**	**FY26**	**FY25**
Net cash from / (used in) operating activities	-12.7	0.9	-3.9
Net cash from / (used in) investing activities	-4.5	-1.8	-1.5
Net cash from / (used in) financing activities	20.4	1.8	5.7
Net Increase / (Decrease) In Cash & Cash Equivalents	**3.1**	**0.9**	**0.2**
Cash & cash equivalents at the beginning of the year/ period	1.9	1.0	0.8
Cash & Cash Equivalents At The End Of The Year/ Period	**5.1**	**1.9**	**1.0**

Financial Graphs (1/2)

Revenue From Operations *(In ₹ Cr)*

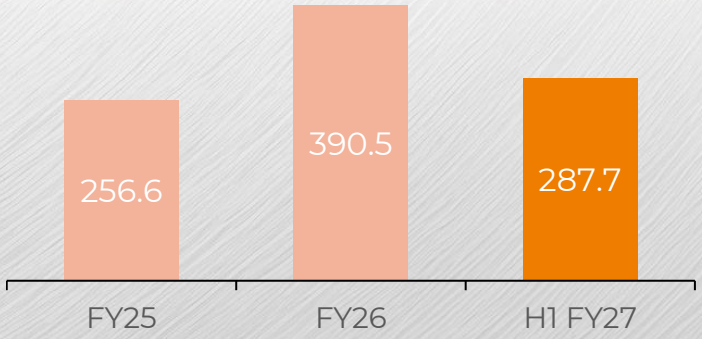

EBITDA *(In ₹ Cr)*

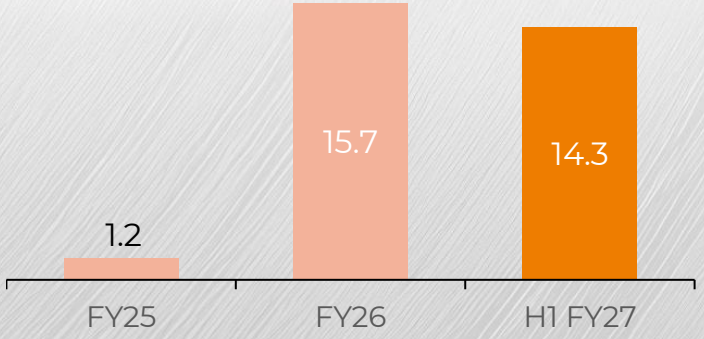

EBITDA Margin *(In %)*

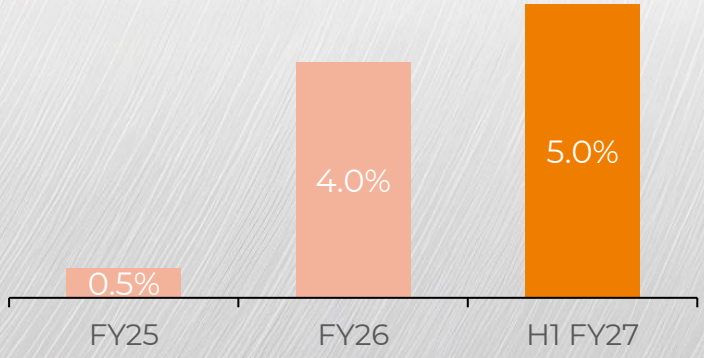

Profit After Tax (PAT) *(In ₹ Cr)*

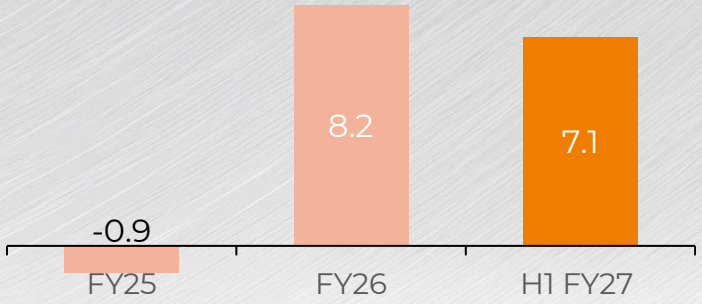

PAT Margin *(In %)*

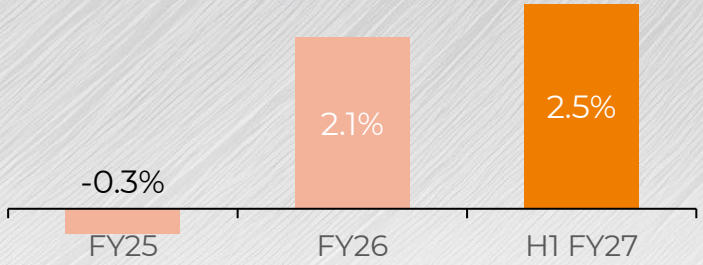

Current Ratio *(In times)*

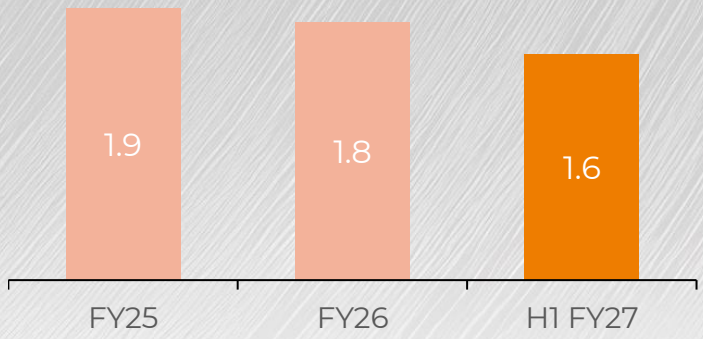

Financial Graphs (2/2)

Return On Capital Employed *(In %)*

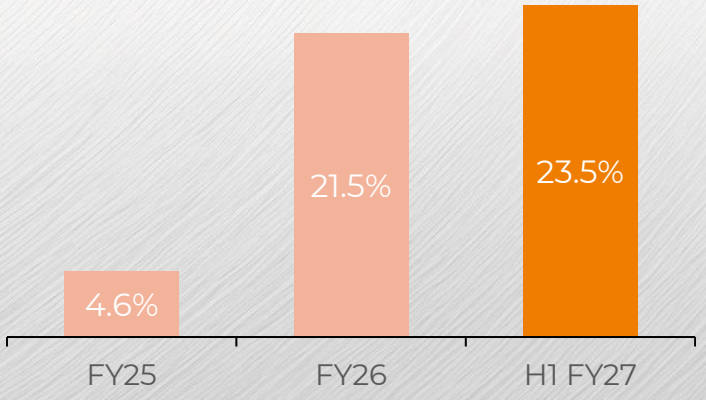

Debt-Equity Ratio *(In times)*

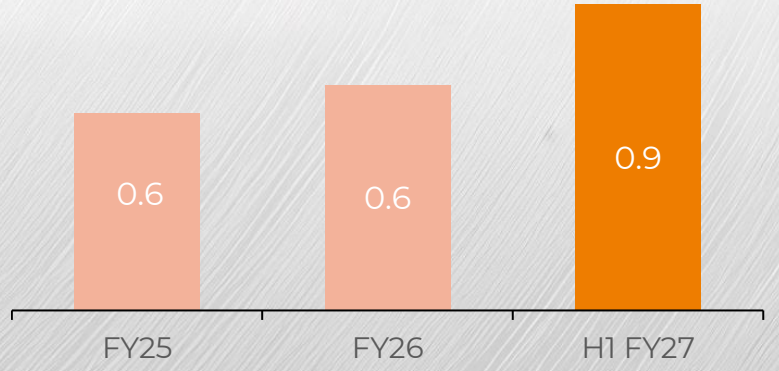

Interest Coverage Ratio *(In times)*

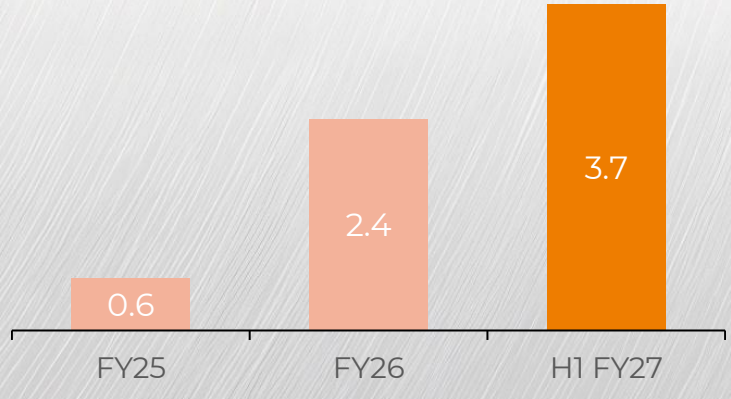

Return On Equity *(In %)*

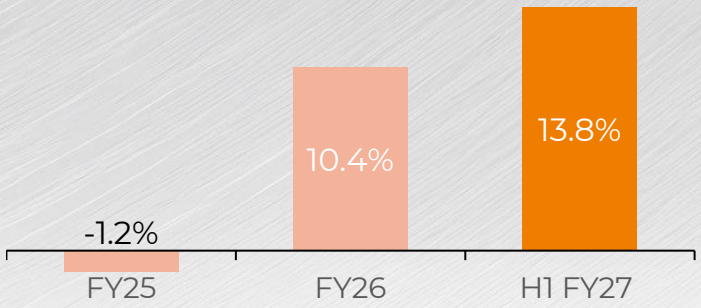

Net Capital Turnover Ratio *(In times)*

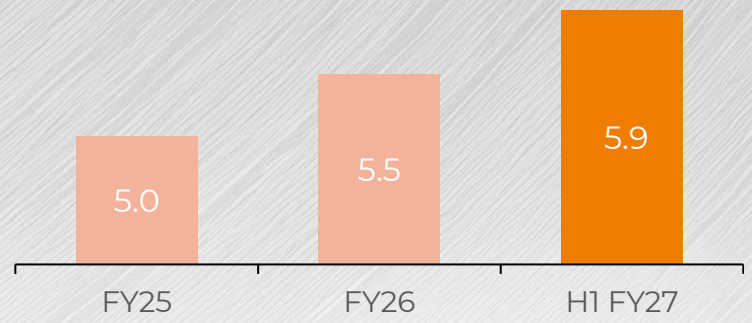

Inventory Turnover Ratio *(In times)*

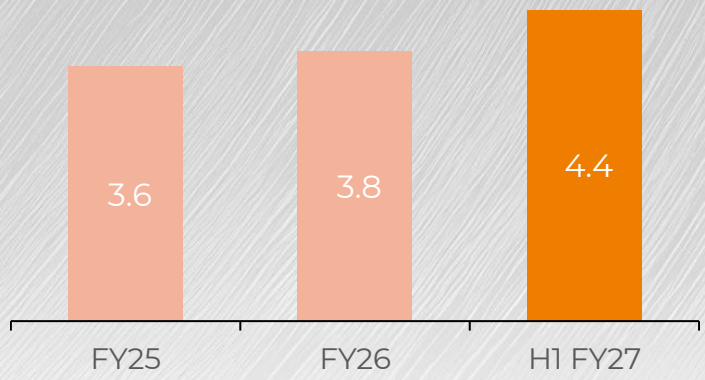

Investment Rationale

Transitioning Towards Value-Added & Premium Steel Solutions:

The company is also developing next-generation roofing and building-OEM solutions, including stone-coated roofing concepts and asphalt shingles, creating potential avenues for product premiumization and higher-value applications.

Strategic Land Asset Provides Additional Value-Unlocking Potential:

La Tim's huge land parcels in the Khopoli–Pali Road in Tala Industial belt is strategically located with connectivity to Mumbai, Pune and major ports, and is surrounded by an established ecosystem like JSW Steel and POSCO Steel. The Industrial Park venture provides an additional potential monetisation avenue through phased land parceling, creating an asset-backed growth opportunity alongside the core metals business.

Diversification Across Complementary Revenue Streams:

La Tim is building multiple revenue engines spanning steel trading, value-added coated steel manufacturing, roofing solutions and the Industrial Park venture, providing opportunities to diversify its earnings base and reduce dependence on a single business vertical.

Exposure to Diverse End-Market Applications:

The company's coated steel portfolio addresses multiple end-use segments including construction, infrastructure, appliances, furniture and architectural applications, providing multiple avenues for demand growth.

Industry Growth Drivers

India's Self-Supported Steel Roofing & Cladding Market Size (In ₹ Billion)

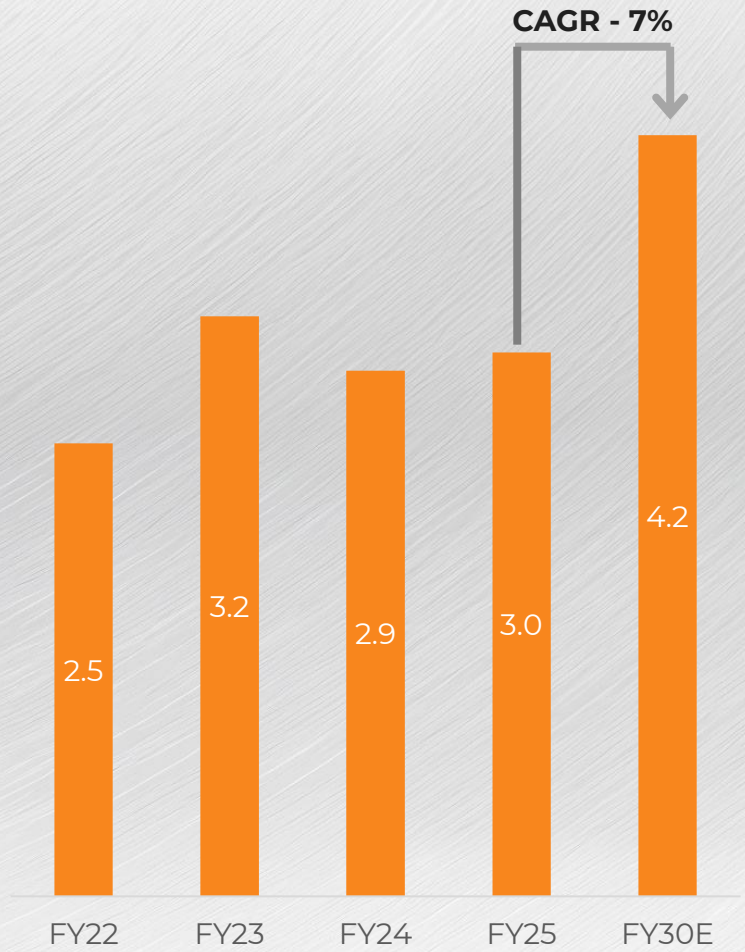

Source: CRISIL Intelligence

Downstream Steel & Roofing: Multiple Structural Growth Drivers

1. Rising Demand for Value-Added Steel

- Increasing adoption of coated and application-specific steel across construction, warehousing, infrastructure and industrial applications.
- Colour-coated steel is increasingly used for roofing, cladding and industrial buildings, offering both functional and aesthetic benefits.
- The shift toward differentiated steel products creates opportunities beyond conventional commodity steel.

2. Industrial & Warehousing Expansion

- Expansion of warehousing, logistics parks, manufacturing facilities and distribution centres is supporting demand for large-span roofing and pre-engineered structures.
- Warehousing and logistics remain key demand drivers for self-supported roofing and coated steel products.
- Growth in e-commerce and organised logistics is further increasing the need for modern storage and distribution infrastructure.

3. Infrastructure Investment Supporting Roofing Demand

- Infrastructure and industrial segments are major consumers of steel, together accounting for a significant share of India's steel demand.
- Continued investment in roads, railways, airports, logistics and urban infrastructure supports demand for steel-intensive construction.
- Steel roofing demand is also benefiting from applications in railway stations, sheds and infrastructure projects.

Thank You

For any further information/factory visit, please contact:

Company:

LATIM

cs.latimmetal@gmail.com

Investor Relations Consultant:

CAPITAL BRIDGE ADVISORS

Capital Bridge Advisory Services Pvt Ltd

Raj Shah, CFA
raj@capbridge.in
+91 99259 11296
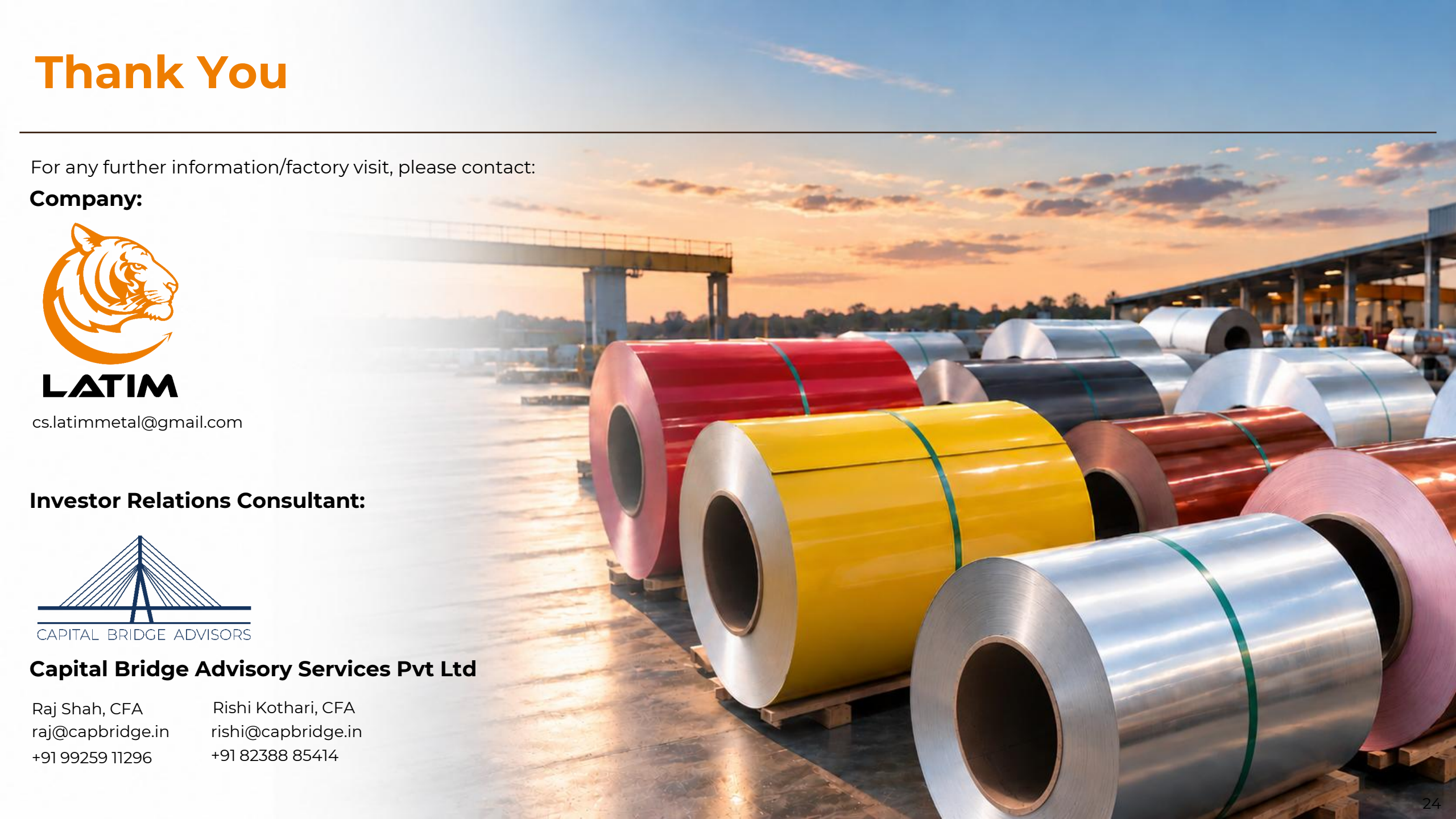
Rishi Kothari, CFA
rishi@capbridge.in
+91 82388 85414