

SMEL/SE/2026-27/17

May 11, 2026

**The Secretary, Listing Department
BSE Limited**
Phiroze Jeejeebhoy Towers
Dalal Street
Mumbai 400 001
Maharashtra, India
Scrip Code: **543299**

**The Manager – Listing Department
National Stock Exchange of India
Limited** "Exchange Plaza", 5th Floor, Plot
No. C/1, G Block, Bandra-Kurla Complex,
Bandra (East), Mumbai 400 051
Maharashtra, India
Symbol: **SHYAMMETL**

Sub: Press Release

Dear Sir/Madam,

Pursuant to Regulation 30 of SEBI (LODR) Regulations 2015, we are pleased to inform you that a press release was issued w.r.t the financial results of the Company for the Quarter and Year Ended 31st March, 2026.

The same is enclosed herewith for your information and dissemination on your website.

Thanking you,

Yours faithfully,

For Shyam Metalics and Energy Ltd.


Birendra Kumar Jain
Company Secretary
Membership No. F13320



OUR BRANDS



SHYAM METALICS AND ENERGY LIMITED

Regd. Office: P-19, (Plate No.: D-403), Taratala Road, CPT Colony, Kolkata, West Bengal - 700088

CIN: L40101WB2002PLC095491 GSTIN: 19AAHCS5842A1ZE

T: +91 33 6521 6521 Email: contact@shyamgroup.com Web: www.shyammetalics.com Follow us on:    

Shyam Metals delivers stellar and robust Q4 & FY26 performance

Volume grew by 22% YoY, Revenue grew by 27% YoY in Q4 FY26

The board approved strategic Capex of Rs. 2,700 Cr for next phase of growth with continuous cash accruals

Investor Release

Kolkata, West Bengal, 11th May 2026 - Shyam Metals and Energy Limited (SMEL), a leading multi-metal conglomerate with footprints in carbon steel, stainless steel, specialty alloys and aluminum foil along with captive power plant announced its Financial Results for the quarter and full year ended 31st March 2026.

Key Financial Highlights & Updates: Q4 FY26

Revenues Rs. 5,240 Cr ↑	EBITDA Rs. 756 Cr ↑	Operating EBITDA Rs. 727 Cr ↑	Profit after Tax Rs. 312 Cr ↑	Fresh Capex Announced Rs. 2,700 Cr
--	--------------------------------------	--	--	---

Key Consolidated Financial Highlights

Particulars (Rs. Cr)	Q4 FY26	Q4 FY25	Y-o-Y	Q3 FY26	Q-o-Q	FY26	FY25	Y-o-Y
Revenue	5,240	4,139	27%	4,421	19%	18,552	15,159	22%
EBITDA	756	569	33%	539	40%	2,537	2,096	21%
EBITDA Margins (%)	14.4%	13.8%		12.2%		13.7%	13.8%	
Operating EBITDA	727	515	41%	487	49%	2,333	1,866	25%
Operating EBITDA Margins (%)	13.9%	12.4%		11.0%		12.6%	12.3%	
Profit after Tax	312	220	42%	198	58%	1,061	909	17%
PAT Margins (%)	6.0%	5.3%		4.5%		5.7%	6.0%	

Per Tonne Realizations (Product Wise Details)

Per Tonne Realisations (Rs.)	Q4 FY26	Q4 FY25	Y-o-Y	Q3 FY26	Q-o-Q	FY26	FY25	Y-o-Y
Speciality Alloys	99,517	91,350	8.9%	93,054	6.9%	93,837	95,902	-2.2%
Carbon Steel	45,374	44,018	3.1%	40,264	12.7%	43,043	44,500	-3.3%
CR Coil/ CR Sheet ⁽¹⁾	78,513	68,156	14.7%	73,947	6.3%	74,494	67,202	10.9%
Sponge Iron	24,907	24,510	1.6%	22,470	10.8%	23,695	25,343	-6.5%
Pig Iron	36,919	33,814	9.2%	31,847	15.9%	33,932	33,808	0.4%
Iron Pellets	9,556	8,791	8.7%	9,156	4.4%	9,085	8,645	5.1%
Aluminium	4,07,461	3,50,835	16.1%	3,77,930	7.8%	3,79,805	3,44,030	10.4%
Stainless Steel	1,49,034	1,27,683	16.7%	1,42,079	4.9%	1,40,443	1,31,586	6.7%

Note: (1) per tonne realisations including realisation of HR Tube/ Pipe

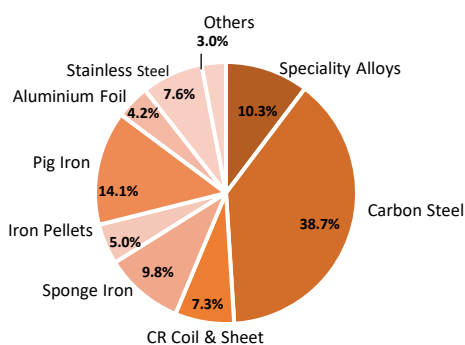
Sales Volumes (in Tonnes)

Volumes (in tonnes)	Q4 FY26	Q4 FY25	Y-o-Y	Q3 FY26	Q-o-Q	FY26	FY25	Y-o-Y
Speciality Alloys	55,403	52,292	5.9%	57,381	-3.4%	2,23,494	1,99,760	11.9%
Iron Pellets	2,78,341	1,98,430	40.3%	2,78,684	-0.1%	11,76,992	8,41,319	39.9%
Carbon Steel	4,54,980	4,47,134	1.8%	4,11,847	10.5%	16,99,661	16,63,910	2.1%
CR Coil/ CR Sheet ⁽¹⁾	50,344	16,794	199.8%	47,617	5.7%	1,69,440	20,658	720.2%
Sponge Iron	2,11,817	2,43,840	-13.1%	2,48,704	-14.8%	9,03,350	10,13,407	-10.9%
Pig Iron	2,03,499	67,372	202.1%	1,51,282	34.5%	6,60,237	94,785	596.6%
Aluminium	5,558	5,636	-1.4%	5,280	5.3%	21,620	20,791	4.0%
Stainless Steel	27,287	24,133	13.1%	22,282	22.5%	94,102	84,404	11.5%

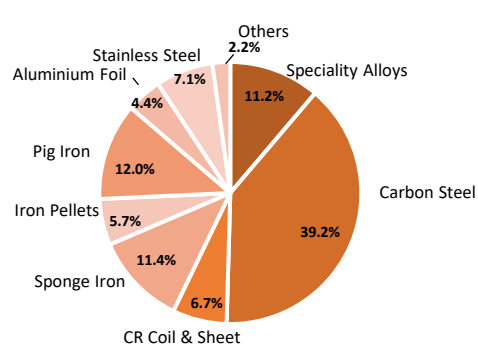
Note: (1) Sales volumes including volume of HR Tube/ Pipe

Revenue Breakup

Q4 FY26



FY26



Commenting on the Results, Mr Brij Bhushan Agarwal, Chairman & Managing Director said

"We delivered a robust performance this quarter, with volumes growing **22%** year-on-year, revenue increasing **27%** year-on-year, and profitability rising **42%** year-on-year. This strong performance was driven by disciplined execution, operational excellence, and sustained momentum across our businesses.

Reaffirming our commitment to long-term growth, the Board has approved an additional capex of **Rs. 2,700 crore**. This strategic investment will deepen the Company's presence in value-added and specialty steel segments, strengthen stainless steel downstream capabilities, and support a calibrated shift toward a richer product mix with enhanced margin potential. The expansion is aligned with our strategy of delivering profitable growth through premiumization, downstream integration, and capital-efficient expansion.

We have also made significant progress across key strategic projects, including the commencement of Phase 2 operations at our CRM complex in Jamuria and the expansion of our aluminium plant at Pakhuria through the addition of annealing furnaces. Further, our aluminium plant project in Odisha is at an advanced stage of readiness and is well positioned for the commencement of commercial production.

We welcome the change in government in the state of West Bengal and expect a stronger growth trajectory for both the state and the company going forward.

Looking ahead, our focus on innovation, operational discipline, and financial prudence will continue to guide us as we build on our growth momentum, strengthen our market leadership, and create sustainable long-term value."

About Shyam Metals And Energy Limited (SMEL)



Shyam Metals is a leading and fastest-growing integrated metal-producing company based in India primarily in the steel Industry in West Bengal, Odisha, Jharkhand and Madhya Pradesh with a focus on Long Steel Products, Ferro Alloys, Aluminum and Stainless Steel The company got listed itself on the exchanges in 2021 and as on date of this press release possesses a market capitalization of **Rs. 24,329 crores**. Spearheaded by Mr. B. Bhushan, Chairman and Managing Director, the company strives to deliver unparalleled quality through their customized value-added solutions to meet business requirements. Headquartered in Kolkata, West Bengal, the company is amongst the largest producers of ferro alloys in terms of installed capacity in India. (Source: CRISIL Report)

The company has the ability to sell intermediate and final products across the steel value chain. Shyam Metals is one of the leading players in terms of pellet capacity and the largest coal fired player in the sponge iron industry in terms of sponge iron capacity in India.

Safe Harbor Statement

Any forward-looking statements about expected future events, financial and operating results of the Company are based on certain assumptions which the Company does not guarantee the fulfilment of. These statements are subject to risks and uncertainties. Actual results might differ substantially or materially from those expressed or implied. Important developments that could affect the Company's operations include a downtrend in the industry, global or domestic or both, significant changes in political and economic environment in India or key markets abroad, tax laws, litigation, labour relations, exchange rate fluctuations, technological changes, investment and business income, cash flow projections, interest, and other costs. The Company does not undertake any obligation to update forward-looking statements to reflect events or circumstances after the date thereof.

Contact Details

Company: Shyam Metals and Energy Ltd.	Investor Relations: MUFG Intime India Pvt Ltd.
	
Mr. Pankaj Harlalka	Mr. Sumeet Khaitan/ Mr. Omkar Bagwe
pankaj.harlalka@shyammetals.com/ investor.relations@shyammetals.com	sumeet.khaitan@in.mpms.mufg.com / omkar.bagwe@in.mpms.mufg.com
CIN: L40101WB2002PLC095491	Tel: +91 7021320701/ +91 9987989229
www.shyammetals.com	www.in.mpms.mufg.com