

CMSINFO/SDVS/2605/004

May 14, 2026

To,

**BSE Limited**

Listing Department,  
1<sup>st</sup> Floor, PJ Towers, Dalal Street,  
Fort, Mumbai – 400 001

**National Stock Exchange of India Limited**

Exchange Plaza, C-1, Block-G,  
Bandra Kurla Complex, Bandra (East),  
Mumbai – 400 051

**Scrip Code: 543441**

**Symbol: CMSINFO**

Dear Sir/Madam,

**Subject: Intimation under Regulation 30 of SEBI (Listing Obligations and Disclosure Requirements) Regulations, 2015 - Outcome of Board Meeting**

Pursuant to Regulations 30, 42 and 43 of SEBI (Listing Obligations and Disclosure Requirements) Regulations, 2015, (“**SEBI Listing Regulations**”) and in continuation to our letter bearing Ref. No.: CMSINFO/SDDD/2605/002 dated May 11, 2026, we wish to inform you that the Board of Directors (the “**Board**”) of CMS Info Systems Limited (the “**Company**”), at its meeting held today i.e. Thursday, May 14, 2026, *inter-alia*, have considered and approved the following:

1. Audited Financial Results and Statements (Standalone & Consolidated) for the quarter and financial year ended March 31, 2026 pursuant to Regulation 33 of the SEBI Listing Regulations:

The Audited Consolidated Financial Results of the Company for the quarter and financial year ended March 31, 2026, along with Auditor’s Report thereon are enclosed as **Annexure IIA** and the Audited Standalone Financial Results of the Company for the quarter and financial year ended March 31, 2026, along Auditor’s Report thereon are enclosed as **Annexure IIB**.

BSR & Co. LLP, the Statutory Auditors of the Company have issued the Auditor’s Report with an unmodified opinion on the Audited Standalone and Consolidated Financial Results and Financial Statements of the Company for the Financial Year ended March 31, 2026. A declaration confirming the above as certified by the Chief Financial Officer of the Company is enclosed as **Annexure III**.

The Board has also considered and approved the Media Release on the Audited Financial Results (Standalone and Consolidated) to be issued by the Company, which is enclosed as **Annexure I**.

2. Recommendation of Final Dividend:

The Board has recommended final dividend of ₹ 2.50/- (Rupee Two and Fifty paise only) per equity share of face value of ₹ 10/- (Rupee Ten only) each fully paid up (representing 25%).

The Final Dividend is subject to the approval of the same by the shareholders at the ensuing 19<sup>th</sup> Annual General Meeting (“**AGM**”) of the Company and if approved at the AGM, shall be paid/dispatched within the statutory time limit of 30 (thirty) days from the conclusion of the AGM.

Together with the interim Dividend of ₹ 2.75 (Rupees Two and paise Seventy-Five only) per share declared by the Board on February 12, 2026, and Final Dividend of ₹ 2.50 per share, and subject to members approval at the ensuing Annual General Meeting of the Company, the total dividend for the financial year 2026 would be ₹ 5.25 per share.

3. Buyback of equity shares of the Company:

The proposal to buyback up to 49,39,126 (Forty nine lakhs, thirty nine thousand, one hundred and twenty-six only) fully paid-up equity shares of ₹ 10/- (Rupees ten only), being 3% of the total number of equity shares in the total paid-up equity share capital of the Company, at a price of ₹ 340/- (Rupees three hundred and forty only) per equity share payable in cash, for an aggregate amount not exceeding ₹167,93,02,840/- (Rupees one hundred sixty-seven crore, ninety-three lakhs, two thousand, eight hundred and forty only) in accordance with the Companies Act, 2013 and the rules made thereunder, and the Securities and Exchange Board of India (Buy-Back of Securities) Regulations, 2018, as amended and other applicable laws.

The buyback size does not include transaction costs viz. brokerage costs, fees, turnover charges, applicable taxes on this, securities transaction tax, goods and services tax, stamp duty, etc., and expenses incurred or to be incurred for the buyback like filing fees payable to the Securities and Exchange Board of India ("SEBI"), advisors/ legal fees, public announcement publication expenses, printing and dispatch expenses and other incidental and related expenses, etc.

The Board has fixed Friday, May 22, 2026 as the record date for the purpose of determining eligibility of shareholders for tendering shares under this buyback offer.

The process, timelines and other requisite details with respect to the buyback will be set out in the public announcement and the letter of offer to be published in accordance with the Securities and Exchange Board of India (Buy-Back of Securities) Regulations, 2018.

The Board has formed a committee ("**Buyback Committee**") to oversee and implement the buyback and to do all such acts, deeds, matters and things as it may, in its absolute discretion, deem necessary, expedient, usual or proper in connection with the proposed buyback.

4. Notice convening 19<sup>th</sup> Annual General Meeting of the Company

Approved the Notice convening the 19<sup>th</sup> Annual General Meeting of the Company, including the agenda items proposed to be placed before the members for their consideration and approval.

The details required to be furnished pursuant to Regulation 30 of the Listing Regulations read with the SEBI Master Circular HO/49/14/14(7)2025-CFD-POD2/I/3762/2026 dated January 30, 2026, as amended, is enclosed as **Annexure IV**.

The meeting of the Board of Directors commenced on May 14, 2026, at 04:45 PM (IST) and concluded at 07:00 P.M. (IST).

You are requested to kindly take the same on your record.

Thanking You,

**For CMS Info Systems Limited**

**Debashis Dey**  
**Company Secretary & Compliance Officer**

**Encl: A/a**

## Media Release

## CMS Info Systems Q4 Services Revenue Crosses ₹600 Cr for the First Time; EBITDA Margin Expands 280 bps to 25.6%; Board Approves ~₹168 Cr Buyback

**FY27 revenue guidance of ₹2,800–2,900 Cr reaffirmed**  
**Final dividend of ₹2.50 per share approved**

**Mumbai, 14th May 2026:** CMS Info Systems Limited (CMS), India's leading business services platform serving BFSI and retail sectors, announced its results for the financial year ended 31 March 2026.

After a challenging H1, Q4 FY26 marked a decisive sequential inflection, with services revenue, EBITDA margin, and PAT all expanding sharply.

Q4'FY26 Consolidated Financial Performance	FY26 Consolidated Financial Performance
<ul style="list-style-type: none"> <li>• Total Revenue at ₹633 Cr, +2.4% QoQ</li> <li>• Services Revenue at ₹609 Cr, +5.5% QoQ</li> <li>• EBITDA at ₹162 Cr, +14.9% QoQ</li> <li>• EBITDA Margin at 25.6%</li> <li>• PAT at ₹79 Cr, +38% QoQ</li> <li>• PAT Margin at 12.5 %</li> </ul>	<ul style="list-style-type: none"> <li>• Total Revenue at ₹2,487 Cr, +2.6% YoY</li> <li>• Services Revenue at ₹2,312 Cr, +5.8% YoY</li> <li>• EBITDA at ₹600 Cr, -5.2% YoY</li> <li>• EBITDA Margin at 24.1%</li> <li>• PAT at ₹303 Cr, -18.5% YoY</li> <li>• PAT Margin at 12.2%</li> </ul>

### Key Highlights:

- Q4 services revenue at ₹609 Cr, up 6% QoQ — **strongest sequential growth in eight quarters**
- Q4 EBITDA margin **expanded 280 bps** to 25.6%; PAT margin expanded 320 bps QoQ to 12.5%
- Cash Logistics **mkt share rose 200 bps** in FY26; Managed Services **position improved from #5 to #3**
- Technology & Payment Solutions now **contributes 16% of services revenue**, up from 12% in FY25
- HAWKAI™ revenue doubled to ~₹200 Cr in two years; **36% BFSI market share** post Securens acquisition with 50,000+ sites
- Two strategic acquisitions in FY26: Securens and FSS Managed Services, **totalling ₹190 Cr**
- Total FY26 dividend: **₹5.25 per share** (₹2.75 interim + ₹2.50 final)
- Board has approved a **buyback of 3%** of outstanding shares at ₹340 per share, for a total of ~₹168 Cr

**Mr. Rajiv Kaul – Executive Vice Chairman & CEO** commented: "FY26 was a tough year, and we said so early. We protected revenue, grew market share in every segment, and made the structural decisions that will pay back in FY27. Q4 was the inflection; services revenue crossed ₹600 Cr for the first time, after eight quarters in the ₹535–575 Cr range, and EBITDA margin recovered 280 basis points to 25.6%.

We reaffirm our FY27 guidance: total revenue of ₹2,800–2,900 Cr (13-17% growth), and services revenue of ₹2,700–2,800 Cr (17-21% growth). Our FY30 trajectory communicated at our Sept'25 analyst day remains intact, with the mix shift toward Technology & Payment Solutions platform running ahead of our model.

Our IPO in 2021 was an offer for sale. Since then, every rupee we have deployed has come from operating cash flow; ₹1,000 Cr of capex, ₹190 Cr of acquisitions, ₹438 Cr in dividends, and the ~₹168 Cr buyback announced today".

**Results for the quarter ending March 31, 2026 and of full fiscal year 2026 are prepared under Ind AS, along with segment results, are available in the Investor Relations section of our website [www.cms.com](http://www.cms.com).**

#### **Analyst Conference Call:**

The earnings conference webcast call will be held on **Friday, May 15, 2026, at 12 pm (IST)** to discuss the Financial Results and performance of the Company for Q4'FY26 and FY'26. Click [here](#) to register for the webcast call. Further, the analyst(s)/institutional investor(s) presentation will be submitted to Stock Exchanges and hosted on the Company's website at [www.cms.com](http://www.cms.com).

#### **About CMS Info Systems Limited (CMSINFO):**

CMS Info Systems Limited (BSE: 543441 | NSE: CMSINFO) is India's leading integrated business services company, building a unified platform across three business segments: ATM Management Solutions, Retail Solutions & Currency Logistics, and Technology & Payment Solutions, that together serve banks, financial institutions, organized retail, and e-commerce companies across India. With a pan-India network spanning 97% of districts, technology capabilities including HAWKAI Vision AI solution and ALGO MVS ATM software, CMS combines the scale of a market leader with the growth profile of a platform business. Listed on BSE and NSE since December 2021, CMS is focused on disciplined growth, high free cash flow conversion, and expanding its total addressable market across banking, financial services and organized retail.

#### **Contact Information:**

##### **Media Relations Representative**

Smita Sengupta  
[smita.sengupta@cms.com](mailto:smita.sengupta@cms.com)  
+91-9769550799

Neha Jindal  
[nehajindal@p4c.in](mailto:nehajindal@p4c.in)  
+91-9871569300

##### **Investor Relations Representative**

Sumeet Bhansali  
[sumeet.bhansali@cms.com](mailto:sumeet.bhansali@cms.com)  
+91-8879966413

Anuj Sonpal  
[cms@valoremadvisors.com](mailto:cms@valoremadvisors.com)  
+91-22-4903-9500

##### **Company Secretary & Compliance Officer**

Debashis Dey  
[company.secretary@cms.com](mailto:company.secretary@cms.com)  
+91-22-4889-7400

**B S R & Co. LLP**

Chartered Accountants

14th Floor, Central B Wing and North C Wing  
Nesco IT Park 4, Nesco Center  
Western Express Highway  
Goregaon (East), Mumbai – 400 063, India  
Telephone: +91 (22) 6257 1000  
Fax: +91 (22) 6257 1010

**Independent Auditor's Report****To the Board of Directors of CMS Info Systems Limited****Report on the audit of the Consolidated Annual Financial Results****Opinion**

We have audited the accompanying consolidated annual financial results of CMS Info Systems Limited (hereinafter referred to as the "Holding Company") and its subsidiaries (Holding Company and its subsidiaries together referred to as "the Group"), for the year ended 31 March 2026, attached herewith, being submitted by the Holding Company pursuant to the requirement of Regulation 33 of the Securities and Exchange Board of India (Listing Obligations and Disclosure Requirements) Regulations, 2015, as amended ("Listing Regulations").

In our opinion and to the best of our information and according to the explanations given to us, the aforesaid consolidated annual financial results:

- a. include the annual financial results of the following entities

Sr. No	Name of the Entity	Relationship
1	CMS Info Systems Limited	Holding Company
2	Securitrans India Private Limited	Wholly owned subsidiary company
3	CMS Marshall Limited	Wholly owned step down subsidiary company
4	CMS Securitas Limited	Wholly owned subsidiary company
5	Hemabh Technology Private Limited	Wholly owned subsidiary company
6	Quality Logistics Services Private Limited	Wholly owned subsidiary company
7	CMS Info Foundation	Wholly owned subsidiary company
8	Securens Systems Private Limited (w.e.f. 11 September 2025)	Wholly owned subsidiary company
9	CMS Securitas Employees Welfare Trust	Wholly owned subsidiary company

- b. are presented in accordance with the requirements of Regulation 33 of the Listing Regulations in this regard; and

**Independent Auditor's Report (Continued)**

**CMS Info Systems Limited**

- c. give a true and fair view in conformity with the recognition and measurement principles laid down in the applicable Indian Accounting Standards, and other accounting principles generally accepted in India, of consolidated net profit and other comprehensive income and other financial information of the Group for the year ended 31 March 2026.

**Basis for Opinion**

We conducted our audit in accordance with the Standards on Auditing ("SAs") specified under section 143(10) of the Companies Act, 2013 ("the Act"). Our responsibilities under those SAs are further described in the *Auditor's Responsibilities for the Audit of the Consolidated Annual Financial Results* section of our report. We are independent of the Group in accordance with the Code of Ethics issued by the Institute of Chartered Accountants of India together with the ethical requirements that are relevant to our audit of the financial statements under the provisions of the Act, and the Rules thereunder, and we have fulfilled our other ethical responsibilities in accordance with these requirements and the Code of Ethics. We believe that the audit evidence obtained by us along with the consideration of report of the other auditors referred to in sub paragraph no. (a) of the "Other Matters" paragraph below, is sufficient and appropriate to provide a basis for our opinion on the consolidated annual financial results.

**Management's and Board of Directors'/Trustees' Responsibilities for the Consolidated Annual Financial Results**

These consolidated annual financial results have been prepared on the basis of the consolidated annual financial statements.


The Holding Company's Management and the Board of Directors are responsible for the preparation and presentation of these consolidated annual financial results that give a true and fair view of the consolidated net profit/ loss and other comprehensive income and other financial information of the Group in accordance with the recognition and measurement principles laid down in Indian Accounting Standards prescribed under Section 133 of the Act read with relevant rules issued thereunder and other accounting principles generally accepted in India and in compliance with Regulation 33 of the Listing Regulations. The respective Management and Board of Directors/Trustees of the companies/entity included in the Group are responsible for maintenance of adequate accounting records in accordance with the provisions of the Act for safeguarding of the assets of each company/entity and for preventing and detecting frauds and other irregularities; selection and application of appropriate accounting policies; making judgments and estimates that are reasonable and prudent; and the design, implementation and maintenance of adequate internal financial controls, that were operating effectively for ensuring accuracy and completeness of the accounting records, relevant to the preparation and presentation of the consolidated annual financial results that give a true and fair view and are free from material misstatement, whether due to fraud or error, which have been used for the purpose of preparation of the consolidated annual financial results by the Management and the Board of Directors of the Holding Company, as aforesaid.

In preparing the consolidated annual financial results, the respective Management and the Board of Directors of the companies/ Trustees of the entity included in the Group are responsible for assessing the ability of each company/entity to continue as a going concern, disclosing, as applicable, matters related to going concern and using the going concern basis of accounting unless the respective Board of Directors/Trustees either intends to liquidate the company/entity or to cease operations, or has no realistic alternative but to do so.

The respective Board of Directors of the companies/Trustees of the entity included in the Group is responsible for overseeing the financial reporting process of each company/entity.

**Auditor's Responsibilities for the Audit of the Consolidated Annual Financial Results**

Our objectives are to obtain reasonable assurance about whether the consolidated annual financial results as a whole are free from material misstatement, whether due to fraud or error, and to issue an auditor's report that includes our opinion. Reasonable assurance is a high level of assurance, but is not a guarantee that an audit conducted in accordance with SAs will always detect a material misstatement when it exists. Misstatements can arise from fraud or error and are considered material if, individually or in the aggregate, they could reasonably be expected to influence the economic decisions of users taken on the basis of these consolidated annual financial results.



BSR

**Independent Auditor's Report (Continued)**

**CMS Info Systems Limited**

As part of an audit in accordance with SAs, we exercise professional judgment and maintain professional skepticism throughout the audit. We also:

- Identify and assess the risks of material misstatement of the consolidated annual financial results, whether due to fraud or error, design and perform audit procedures responsive to those risks, and obtain audit evidence that is sufficient and appropriate to provide a basis for our opinion. The risk of not detecting a material misstatement resulting from fraud is higher than for one resulting from error, as fraud may involve collusion, forgery, intentional omissions, misrepresentations, or the override of internal control.
- Obtain an understanding of internal control relevant to the audit in order to design audit procedures that are appropriate in the circumstances. Under Section 143(3) (i) of the Act, we are also responsible for expressing our opinion through a separate report on the complete set of financial statements on whether the company has adequate internal financial controls with reference to financial statements in place and the operating effectiveness of such controls.
- Evaluate the appropriateness of accounting policies used and the reasonableness of accounting estimates and related disclosures in the consolidated annual financial results made by the Management and Board of Directors.
- Conclude on the appropriateness of the Management's and Board of Directors' use of the going concern basis of accounting and, based on the audit evidence obtained, whether a material uncertainty exists related to events or conditions that may cast significant doubt on the appropriateness of this assumption. If we conclude that a material uncertainty exists, we are required to draw attention in our auditor's report to the related disclosures in the consolidated annual financial results or, if such disclosures are inadequate, to modify our opinion. Our conclusions are based on the audit evidence obtained up to the date of our auditor's report. However, future events or conditions may cause the Group to cease to continue as a going concern.
- Evaluate the overall presentation, structure and content of the consolidated annual financial results, including the disclosures, and whether the consolidated annual financial results represent the underlying transactions and events in a manner that achieves fair presentation.
- Obtain sufficient appropriate audit evidence regarding the financial results of the entities within the Group to express an opinion on the consolidated annual financial results. We are responsible for the direction, supervision and performance of the audit of financial results of such entities included in the consolidated annual financial results of which we are the independent auditors. For the other entities included in the consolidated annual financial results, which have been audited by other auditors, such other auditors remain responsible for the direction, supervision and performance of the audits carried out by them. We remain solely responsible for our audit opinion. Our responsibilities in this regard are further described in sub paragraph no. (a) of the "Other Matters" paragraph in this audit report.

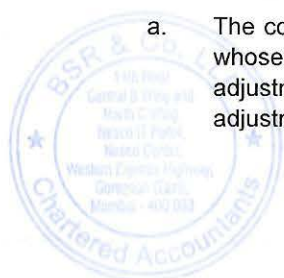
We communicate with those charged with governance of the Holding Company, among other matters, the planned scope and timing of the audit and significant audit findings, including any significant deficiencies in internal control that we identify during our audit.

We also provide those charged with governance with a statement that we have complied with relevant ethical requirements regarding independence, and to communicate with them all relationships and other matters that may reasonably be thought to bear on our independence, and where applicable, related safeguards.

We also performed procedures in accordance with the circular No CIR/CFD/CMD1/44/2019 issued by the Securities and Exchange Board of India under Regulation 33(8) of the Listing Regulations, to the extent applicable.

**Other Matters**

- a. The consolidated annual financial results include the audited financial results of eight subsidiaries, whose financial statements/financial information reflects total assets (before consolidation adjustments) of Rs. 4,576.02 millions as at 31 March 2026, total revenue (before consolidation adjustments) of Rs. 4,491.32 millions and total net profit after tax (before consolidation adjustments)



*BSR*

**Independent Auditor's Report (Continued)**

**CMS Info Systems Limited**

of Rs. 309.90 millions and net cash inflows (before consolidation adjustments) of Rs 75.96 millions for the year ended on that date, as considered in the consolidated annual financial results, which have been audited by their respective independent auditors. The independent auditor's reports on financial statements of these entities have been furnished to us by the management.

Our opinion on the consolidated annual financial results, in so far as it relates to the amounts and disclosures included in respect of these entities, is based solely on the reports of such auditors and the procedures performed by us are as stated in paragraph above.

Our opinion on the consolidated annual financial results is not modified in respect of the above matters with respect to our reliance on the work done and the reports of the other auditors.

- b. The consolidated annual financial results include the results for the quarter ended 31 March 2026 being the balancing figure between the audited figures in respect of the full financial year and the published unaudited year to date figures up to the third quarter of the current financial year which were subject to limited review by us.

For **B S R & Co. LLP**

*Chartered Accountants*

Firm's Registration No.:101248W/W-100022



**Sreeja Marar**

*Partner*

Mumbai

14 May 2026

Membership No.: 111410

UDIN:26111410YWWAZL8399

**CMS INFO SYSTEMS LIMITED**

CIN : L45200MH2008PLC180479



Regd. Office: T-151, 5th Floor, Tower No.10, Sector-11, Railway Station Complex, CBD Belapur, Navi Mumbai- 400 614  
www.cms.com | contact@cms.com

**Statement of Consolidated financial results for the quarter and year ended March 31, 2026**

Sr No.	Particulars	Quarter ended			Year ended	
		March 31, 2026	December 31, 2025	March 31, 2025	March 31, 2026	March 31, 2025
		Audited (Refer note 3)	Unaudited	Audited (Refer note 3)	Audited	Audited
(₹ in million)						
I	<b>Income</b>					
1	Revenue from operations	6,329.34	6,182.22	6,190.68	24,871.82	24,245.32
2	Other income	97.66	86.30	138.11	456.60	506.82
	<b>Total Income</b>	<b>6,427.01</b>	<b>6,268.52</b>	<b>6,328.79</b>	<b>25,328.42</b>	<b>24,752.14</b>
II	<b>Expenses</b>					
1	Purchase of traded goods	510.75	408.23	672.72	1,764.06	1,953.68
2	Changes in inventories of finished goods (including stock in trade)	(40.63)	139.17	(72.06)	309.75	435.76
3	Employee benefits expenses	974.40	999.92	845.12	3,724.98	3,445.30
4	Finance costs	63.19	44.99	45.63	194.79	181.97
5	Depreciation and amortization expense	593.24	556.07	427.12	2,076.39	1,614.57
6	Service and security charges	1,286.16	1,192.83	1,251.40	5,103.64	4,818.56
7	Other expenses	1,986.70	2,045.96	1,872.67	8,008.33	7,323.91
	<b>Total Expenses</b>	<b>5,373.81</b>	<b>5,387.17</b>	<b>5,042.60</b>	<b>21,181.94</b>	<b>19,773.75</b>
III	<b>Profit before tax and Exceptional items</b>	<b>1,053.20</b>	<b>881.35</b>	<b>1,286.19</b>	<b>4,146.48</b>	<b>4,978.39</b>
	Exceptional items - Refer note 4	(18.63)	111.07	-	92.44	-
IV	<b>Profit before tax and after Exceptional items</b>	<b>1,071.83</b>	<b>770.28</b>	<b>1,286.19</b>	<b>4,054.04</b>	<b>4,978.39</b>
	<b>Tax expense</b>					
	Current tax	232.88	221.04	261.16	1,126.71	1,258.25
	Deferred tax (credit)/charge	48.35	(24.79)	49.42	(106.59)	(4.43)
	<b>Total tax expense</b>	<b>281.23</b>	<b>196.25</b>	<b>310.58</b>	<b>1,020.12</b>	<b>1,253.82</b>
	<b>Profit for the period/year attributable to equity shareholders</b>	<b>790.60</b>	<b>574.03</b>	<b>975.61</b>	<b>3,033.92</b>	<b>3,724.57</b>
	Other comprehensive income ('OCI')					
	Items that will not be reclassified to profit or loss					
	Remeasurement (losses) on defined benefit plans	16.66	5.58	(12.07)	16.11	(18.28)
	Taxes on above	(3.14)	(1.91)	2.29	(3.52)	3.85
	<b>Other Comprehensive (loss) for the period/year (net of tax)</b>	<b>13.52</b>	<b>3.67</b>	<b>(9.78)</b>	<b>12.59</b>	<b>(14.43)</b>
	<b>Total Comprehensive Income for the period/year</b>	<b>804.11</b>	<b>577.70</b>	<b>965.83</b>	<b>3,046.51</b>	<b>3,710.14</b>
	Paid up equity share capital (Face value ₹ 10 per share)	1,646.38	1,644.73	1,643.65	1,646.38	1,643.65
	Other equity	-	-	-	22,677.06	21,021.49
	<b>Earning per equity share (Face value of ₹ 10 each)</b>					
	Basic (in ₹)	4.81	3.49	5.94	18.45	22.79
	Diluted (in ₹)	4.76	3.45	5.81	18.26	22.36



**CMS INFO SYSTEMS LIMITED**

CIN : L45200MH2008PLC180479



**Consolidated Balance Sheet as at March 31, 2026**

(₹ in million)

Sr No.	Statement of Assets and Liabilities	As at	
		March 31, 2026	March 31, 2025
		Audited	Audited
	<b>ASSETS</b>		
(1)	<b>Non-current assets</b>		
a	Property, plant and equipment	7,253.05	4,842.39
b	Capital work-in-progress	1,134.71	1,525.48
c	Right-of- use assets	1,928.76	1,623.93
d	Goodwill	2,068.68	2,060.77
e	Other intangible assets	249.23	46.41
f	Intangible assets under development	47.38	119.38
g	Financial assets		
i	Investments	827.08	1,255.08
ii	Loans	380.00	-
iii	Other financial assets	1,204.16	795.34
h	Deferred tax assets (net)	483.57	398.61
i	Income tax assets (net)	219.93	76.67
j	Other non-current assets	920.26	364.88
	<b>Total Non-current assets</b>	<b>16,716.79</b>	<b>13,108.94</b>
(2)	<b>Current assets</b>		
a	Inventories	691.85	795.83
b	Financial assets		
i	Investments	2,911.39	4,908.03
ii	Trade receivables	8,922.01	8,145.55
iii	Cash and cash equivalents	1,122.55	2,308.52
iv	Bank balances other than (iii) above	423.39	648.03
v	Loans	200.12	-
vi	Other financial assets	425.83	481.69
c	Other current assets	967.73	802.65
	<b>Total current assets</b>	<b>15,664.87</b>	<b>18,090.30</b>
	<b>Total Assets</b>	<b>32,381.66</b>	<b>31,199.24</b>
	<b>Equity and Liabilities</b>		
(1)	<b>Equity</b>		
a	Equity share capital	1,646.38	1,643.65
b	Other equity	22,677.03	21,021.49
	<b>Total equity attributable to equity share holders of the Company</b>	<b>24,323.41</b>	<b>22,665.14</b>
(2)	<b>Liabilities</b>		
	<b>Non-current liabilities</b>		
a	Financial liabilities		
i	Lease liabilities	1,553.71	1,320.54
b	Provisions	325.80	253.88
c	Other non- current Liabilities	59.66	58.98
	<b>Total Non-current liabilities</b>	<b>1,939.17</b>	<b>1,633.40</b>
	<b>Current Liabilities</b>		
a	Financial liabilities		
i	Lease liabilities	660.11	574.80
ii	Trade payables		
	Dues of micro enterprises and small enterprises	93.47	102.38
	Dues of creditors other than micro enterprises and small enterprises	3,027.02	3,398.56
iii	Other financial liabilities	1,458.22	1,934.68
b	Other current liabilities	478.96	415.19
c	Provisions	401.30	475.09
	<b>Total current liabilities</b>	<b>6,119.07</b>	<b>6,900.70</b>
	<b>Total Equity and Liabilities</b>	<b>32,381.66</b>	<b>31,199.24</b>



# CMS INFO SYSTEMS LIMITED

CIN : L45200MH2008PLC180479



## Consolidated Segment wise Revenue, Results, Assets and Liabilities

(₹ in million)

Sr No.	Particulars	Quarter ended			Year ended	
		March 31, 2026	December 31, 2025	March 31, 2025	March 31, 2026	March 31, 2025
		Audited	Unaudited	Audited	Audited	Audited
<b>I</b>	<b>Segment Revenue</b>					
	Cash Management services	4,004.21	3,842.79	4,138.26	15,965.18	15,951.78
	Managed services	2,690.41	2,700.94	2,266.74	10,355.94	8,854.90
	Card services	245.85	249.12	176.96	814.70	719.51
	Less: Inter-segment Sales	611.12	610.63	391.27	2,264.00	1,280.87
	<b>Total Segment Revenue</b>	<b>6,329.35</b>	<b>6,182.22</b>	<b>6,190.68</b>	<b>24,871.82</b>	<b>24,245.32</b>
<b>II</b>	<b>Segment Results</b>					
	Cash Management services	793.67	630.87	1,020.17	3,012.14	4,013.79
	Managed services	363.06	342.56	341.50	1,365.44	1,365.17
	Card services	51.14	50.82	47.11	182.05	205.49
	<b>Total Segment Results</b>	<b>1,207.86</b>	<b>1,024.25</b>	<b>1,408.78</b>	<b>4,559.62</b>	<b>5,584.45</b>
	Less: Unallocated corporate expenses	189.14	184.21	215.06	674.95	930.90
	<b>Profit before other Income, Finance costs and tax</b>	<b>1,018.72</b>	<b>840.04</b>	<b>1,193.72</b>	<b>3,884.68</b>	<b>4,653.55</b>
	Add: Other Income	97.66	86.30	138.11	456.60	506.82
	Less: Finance costs	63.19	44.99	45.64	194.79	181.98
	<b>Profit before tax and Exceptional items</b>	<b>1,053.20</b>	<b>881.35</b>	<b>1,286.19</b>	<b>4,146.48</b>	<b>4,978.39</b>
	Exceptional items (net)- Refer note 3	(18.63)	111.07	-	92.44	-
	<b>Profit before tax</b>	<b>1,071.83</b>	<b>770.28</b>	<b>1,286.19</b>	<b>4,054.04</b>	<b>4,978.39</b>
	Less: tax expenses	281.23	196.24	310.58	1,020.12	1,253.82
	<b>Profit after tax attributable to equity shareholders</b>	<b>790.60</b>	<b>574.03</b>	<b>975.61</b>	<b>3,033.92</b>	<b>3,724.57</b>
	<b>Segment Assets</b>					
	Cash Management services	10,421.75	11,872.73	10,562.80	10,421.75	10,562.80
	Managed services	13,158.42	12,805.84	9,437.78	13,158.42	9,437.78
	Card services	352.04	321.26	267.98	352.04	267.98
	Unallocated corporate assets	8,449.48	7,309.75	10,930.68	8,449.48	10,930.68
	<b>Total Segment Assets</b>	<b>32,381.70</b>	<b>32,309.58</b>	<b>31,199.24</b>	<b>32,381.69</b>	<b>31,199.24</b>
	<b>Segment Liabilities</b>					
	Cash Management services	3,597.99	3,785.98	3,229.63	3,597.99	3,229.63
	Managed services	3,841.08	4,089.25	4,647.60	3,841.08	4,647.60
	Card services	98.27	64.57	128.36	98.27	128.36
	Unallocated corporate Liabilities	520.90	451.77	528.51	520.90	528.51
	<b>Total Segment Liabilities</b>	<b>8,058.24</b>	<b>8,391.58</b>	<b>8,534.10</b>	<b>8,058.24</b>	<b>8,534.10</b>

1. The Group has identified the following segments as reporting segments:

- a) Cash management services,
- b) Managed services and
- c) Card services

2) Cash management services includes ATM cash management services, Retail cash management solutions, Cash in transit services for banks and other related services.

3) Managed services includes banking automation product deployment and AMC, Brown Label ATMs and managed services for banks, Software solutions including multi-vendor software and automation solutions and Remote monitoring Technology solutions.

4) Card services includes revenue from trading in card and card personalization services.



**CMS INFO SYSTEMS LIMITED**


CIN : L45200MH2008PLC180479



**Consolidated statement of Cash Flows for the year ended March 31, 2026**

(₹ in million)

Sr No.	Particulars	For the year ended	
		March 31, 2026	March 31, 2025
		Audited	Audited
<b>I</b>	<b>Cash flow from operating activities</b>		
	Profit before tax	4,146.48	4,978.39
	<b>Adjustments for:</b>		
	Depreciation and amortisation on Property, plant and equipment and Intangible asset(s)	1,540.55	1,150.50
	Depreciation on Right-of-use assets	536.02	463.82
	Unrealised foreign exchange gain(net)	18.44	(0.68)
	Impairment allowance for bad and doubtful receivables and Bad debts written off	242.26	366.30
	ATM Cash shortage and claims provision	618.92	523.79
	Profit on disposal of property, plant and equipment (net)	(12.35)	(23.67)
	Sundry balances written back(net)	(6.62)	(29.77)
	Impairment for doubtful claims receivables	(4.13)	35.00
	Insurance claims receivables written off	-	7.32
	Net gain on lease modification	(15.71)	(8.97)
	Finance income	(289.38)	(202.66)
	Profit on sale of current investments(net)	(118.40)	(150.89)
	Net change in fair value of current investments measured at FVTPL	(9.78)	(88.30)
	Employee stock option compensation cost	38.95	307.45
	Finance costs	194.79	181.97
	<b>Cash generated from operations before working capital changes</b>	<b>6,880.04</b>	<b>7,509.59</b>
	<b>Adjustments for:</b>		
	Decrease in trade payables and other liabilities	(711.22)	(391.05)
	Decrease in provisions	(679.36)	(87.46)
	Decrease in inventories	247.65	472.77
	Increase in trade receivables	(895.28)	(1,314.70)
	Decrease/ (Increase) in other assets and prepayments	232.46	(234.84)
	<b>Cash flow generated from operations</b>	<b>5,074.29</b>	<b>5,954.32</b>
	Taxes paid (net of refunds)	(1,178.36)	(1,129.04)
	<b>Net cash flow generated from operating activities (A)</b>	<b>3,895.93</b>	<b>4,825.28</b>
<b>II</b>	<b>Cash flows from investing activities</b>		
	Proceeds from sale of property, plant and equipment	32.95	24.37
	Purchase of property, plant and equipment, Intangible assets	(4,092.68)	(1,543.37)
	Purchase consideration paid on acquisition of business	(462.66)	-
	Investments in mutual funds and non convertible debentures	(12,937.04)	(16,461.65)
	Proceeds from redemption of mutual funds and non convertible debentures	15,489.86	15,389.14
	Loan given to Corporate	(570.00)	-
	Investment in deposits with banks	(861.40)	(648.76)
	Proceeds from maturity of deposits with banks	450.18	443.65
	Interest received	251.24	132.06
	<b>Net cash flow (used) in investing activities (B)</b>	<b>(2,699.54)</b>	<b>(2,664.56)</b>
<b>C</b>	<b>Cash flows from financing activities</b>		
	Repayment of Short term borrowings	(271.46)	-
	Proceeds from issue of equity shares	52.39	243.10
	Dividend paid	(1,479.58)	(1,063.16)
	Finance costs	(9.75)	(2.10)
	Finance costs on lease liability	(185.04)	(179.87)
	Payment of principal portion of lease liabilities	(508.17)	(440.25)
	<b>Net cash flow (used) in financing activities (C)</b>	<b>(2,401.61)</b>	<b>(1,442.28)</b>
	<b>Net (Decrease)/Increase in cash and cash equivalents (A+B+C)</b>	<b>(1,205.22)</b>	<b>718.44</b>
	Cash and cash equivalents at the beginning of the year	2,308.52	1,590.08
	Cash and cash equivalents through Acquisition of Subsidiary	19.27	-
	<b>Cash and cash equivalents at the end of the year</b>	<b>1,122.55</b>	<b>2,308.52</b>
	<b>Components of cash and cash equivalents:</b>		
	Cash on hand	7.90	7.95
	Cheque in hand	0.55	-
	In deposits account with original maturity of less than three months	322.68	5.50
	<b>Balance with Bank:</b>		
	Balance with current accounts	791.42	2,295.07
	<b>Cash and cash equivalents at the end of the year</b>	<b>1,122.55</b>	<b>2,308.52</b>



**Notes to Consolidated financial results:**

- 1 The above audited consolidated financial results of CMS Info Systems Limited ("the Parent Company") and its subsidiaries (the Parent Company and its subsidiaries together referred to as "the Group") have been prepared in accordance with the Indian Accounting Standards ("Ind AS") as prescribed under Section 133 of the Companies Act, 2013, read with the relevant rules thereunder and in terms of Regulation 33 of The Securities and Exchange Board of India (Listing Obligations and Disclosure Requirements) Regulations, 2015 as amended.
- 2 The above audited Consolidated financial results for the quarter and full year ended March 31, 2026 were reviewed by the Audit Committee and approved by the Board of Directors in their respective meeting held on May 14, 2026. The statutory auditors have issued an unmodified report on the above results.
- 3 The figures for the quarter ended March 31, 2026 and March 31, 2025 are the balancing figures between audited figures in respect of full financial year and the published year to date figures upto third quarter of the respective financial year.
- 4 The Government of India has implemented four new Labour Codes ("Codes"), including the Code on Wages, 2019, with effect from November 21, 2025. The Group has assessed and accounted for the incremental impact of these changes as per the guidance provided by the Institute of Chartered Accountants of India, which has resulted in the recognition of incremental employee benefit expenses of INR 92.44 Million charged to the Statement of audited Consolidated Financial Results for the full year ended March 31, 2026. Considering the materiality, regulatory-driven and an enactment of the new legislation, which is an event of non recurring nature, the Company has presented such incremental impact as "Exceptional items" in the statement of audited Consolidated Financial Results for the full year ended March 31, 2026. The Group continues to monitor the developments pertaining to Labour Codes and will evaluate impact, if any, on the measurement of liability pertaining to employee benefits.
- 5 The above audited consolidated financial results comprise the results of CMS Info Systems Limited (Parent Company), eight subsidiary companies (including one trust).
- 6 The Board of Directors at its meeting held on May 14, 2026 has recommended a Final dividend of INR 2.50/- per Equity share of INR 10 each for FY 2025-26. The payment of Final dividend, as recommended above, is subject to the approval of the Shareholders of the Company at the ensuing Annual General Meeting.
- 7 Pursuant to the approval of Board of Directors at their meeting held on July 23 2025, the Parent Company signed and executed a Share Purchase Agreement for acquisition of up to 100% of shareholding of Securens Systems Private Limited (SSPL). SSPL is engaged in the business of Vision AI. The Parent Company has completed the aforesaid acquisition of 100% as on March 09 2026 for a consideration of INR 445 Million. The consolidated results for the year ended March 31, 2026 includes the results of SSPL from September 11, 2025 to March 31, 2026.
- 8 The above Financial Results of the Group are available on the Parent Company's website [www.cms.com](http://www.cms.com) and also on the website of BSE i.e. [www.bseindia.com](http://www.bseindia.com) and NSE i.e. [www.nseindia.com](http://www.nseindia.com), where the shares of the Holding Company are listed.

For and on behalf of the Board of Directors  
CMS Info Systems Limited



Rajiv Kaur  
Executive Vice Chairman, Whole Time Director & CEO  
Place: Mumbai  
Date: May 14, 2026



## Independent Auditor's Report

### To the Board of Directors of CMS Info Systems Limited

### Report on the audit of the Standalone Annual Financial Results

#### Opinion

We have audited the accompanying standalone annual financial results of CMS Info Systems Limited (hereinafter referred to as the "Company") for the year ended 31 March 2026, attached herewith, being submitted by the Company pursuant to the requirement of Regulation 33 of the Securities and Exchange Board of India (Listing Obligations and Disclosure Requirements) Regulations, 2015, as amended ("Listing Regulations").

In our opinion and to the best of our information and according to the explanations given to us, the aforesaid standalone annual financial results:

- a. are presented in accordance with the requirements of Regulation 33 of the Listing Regulations in this regard; and
- b. give a true and fair view in conformity with the recognition and measurement principles laid down in the applicable Indian Accounting Standards, and other accounting principles generally accepted in India, of the net profit and other comprehensive income and other financial information for the year ended 31 March 2026.

#### Basis for Opinion

We conducted our audit in accordance with the Standards on Auditing ("SAs") specified under section 143(10) of the Companies Act, 2013 ("the Act"). Our responsibilities under those SAs are further described in the *Auditor's Responsibilities for the Audit of the Standalone Annual Financial Results* section of our report. We are independent of the Company, in accordance with the Code of Ethics issued by the Institute of Chartered Accountants of India together with the ethical requirements that are relevant to our audit of the financial statements under the provisions of the Act, and the Rules thereunder, and we have fulfilled our other ethical responsibilities in accordance with these requirements and the Code of Ethics. We believe that the audit evidence obtained by us, is sufficient and appropriate to provide a basis for our opinion on the standalone annual financial results.

#### Management's and Board of Directors' Responsibilities for the Standalone Annual Financial Results

These standalone annual financial results have been prepared on the basis of the standalone annual financial statements.

The Company's Management and the Board of Directors are responsible for the preparation and presentation of these standalone annual financial results that give a true and fair view of the net profit/loss and other comprehensive income and other financial information in accordance with the recognition and measurement principles laid down in Indian Accounting Standards prescribed under Section 133 of the Act and other accounting principles generally accepted in India and in compliance with Regulation 33 of the Listing Regulations. This responsibility also includes maintenance of adequate accounting records in accordance with the provisions of the Act for safeguarding of the assets of the Company and for preventing and detecting frauds and other irregularities; selection and application of appropriate accounting policies; making judgments and estimates that are reasonable and prudent; and the design, implementation and maintenance of adequate internal financial controls, that were operating effectively for ensuring accuracy and completeness of the accounting records, relevant to the preparation and

*SRM*

## Independent Auditor's Report (Continued)

### CMS Info Systems Limited

presentation of the standalone annual financial results that give a true and fair view and are free from material misstatement, whether due to fraud or error.

In preparing the standalone annual financial results, the Management and the Board of Directors are responsible for assessing the Company's ability to continue as a going concern, disclosing, as applicable, matters related to going concern and using the going concern basis of accounting unless the Board of Directors either intends to liquidate the Company or to cease operations, or has no realistic alternative but to do so.

The Board of Directors are responsible for overseeing the Company's financial reporting process.

#### Auditor's Responsibilities for the Audit of the Standalone Annual Financial Results

Our objectives are to obtain reasonable assurance about whether the standalone annual financial results as a whole are free from material misstatement, whether due to fraud or error, and to issue an auditor's report that includes our opinion. Reasonable assurance is a high level of assurance, but is not a guarantee that an audit conducted in accordance with SAs will always detect a material misstatement when it exists. Misstatements can arise from fraud or error and are considered material if, individually or in the aggregate, they could reasonably be expected to influence the economic decisions of users taken on the basis of these standalone annual financial results.

As part of an audit in accordance with SAs, we exercise professional judgment and maintain professional skepticism throughout the audit. We also:

- Identify and assess the risks of material misstatement of the standalone annual financial results, whether due to fraud or error, design and perform audit procedures responsive to those risks, and obtain audit evidence that is sufficient and appropriate to provide a basis for our opinion. The risk of not detecting a material misstatement resulting from fraud is higher than for one resulting from error, as fraud may involve collusion, forgery, intentional omissions, misrepresentations, or the override of internal control.
- Obtain an understanding of internal control relevant to the audit in order to design audit procedures that are appropriate in the circumstances. Under Section 143(3) (i) of the Act, we are also responsible for expressing our opinion through a separate report on the complete set of financial statements on whether the company has adequate internal financial controls with reference to financial statements in place and the operating effectiveness of such controls.
- Evaluate the appropriateness of accounting policies used and the reasonableness of accounting estimates and related disclosures in the standalone annual financial results made by the Management and Board of Directors.
- Conclude on the appropriateness of the Management's and Board of Directors' use of the going concern basis of accounting and, based on the audit evidence obtained, whether a material uncertainty exists related to events or conditions that may cast significant doubt on the appropriateness of this assumption. If we conclude that a material uncertainty exists, we are required to draw attention in our auditor's report to the related disclosures in the standalone annual financial results or, if such disclosures are inadequate, to modify our opinion. Our conclusions are based on the audit evidence obtained up to the date of our auditor's report. However, future events or conditions may cause the Company to cease to continue as a going concern.
- Evaluate the overall presentation, structure and content of the standalone annual financial results, including the disclosures, and whether the standalone annual financial results represent the underlying transactions and events in a manner that achieves fair presentation.

We communicate with those charged with governance regarding, among other matters, the planned scope and timing of the audit and significant audit findings, including any significant deficiencies in internal control that we identify during our audit.

We also provide those charged with governance with a statement that we have complied with relevant ethical requirements regarding independence, and to communicate with them all relationships and other matters that may reasonably be thought to bear on our independence, and where applicable, related safeguards.



SKM

**Independent Auditor's Report (Continued)**  
**CMS Info Systems Limited**

**Other Matters**

- a. The standalone annual financial results include the results for the quarter ended 31 March 2026 being the balancing figure between the audited figures in respect of the full financial year and the published unaudited year to date figures up to the third quarter of the current financial year which were subject to limited review by us.

For **B S R & Co. LLP**

*Chartered Accountants*

Firm's Registration No.:101248WW-100022



**Sreeja Marar**

*Partner*

Mumbai

14 May 2026

Membership No.: 111410

UDIN:26111410IRCGQH8471

**CMS INFO SYSTEMS LIMITED**

CIN : L45200MH2008PLC180479



Statement of Standalone financial results for the quarter and year ended March 31, 2026

(₹ in million)

Sr No.	Particulars	Quarter ended			Year ended	
		March 31, 2026	December 31, 2025	March 31, 2025	March 31, 2026	March 31, 2025
		Audited (Refer note 3)	Unaudited	Audited (Refer note 3)	Audited	Audited
<b>I</b>	<b>Income</b>					
1	Revenue from operations	5,727.80	5,600.98	5,717.55	22,721.92	22,229.03
2	Other income (Refer note 4)	68.64	62.31	110.68	472.58	418.22
	<b>Total Income</b>	<b>5,796.44</b>	<b>5,663.29</b>	<b>5,828.23</b>	<b>23,194.50</b>	<b>22,647.25</b>
<b>II</b>	<b>Expenses</b>					
1	Purchase of traded goods	513.16	332.62	672.72	1,692.81	1,953.68
2	Changes in inventories of finished goods (including stock in trade)	(65.13)	98.16	(72.06)	244.23	435.76
3	Employee benefits expenses	286.43	303.62	307.98	1,085.43	1,353.92
4	Finance costs	59.68	44.31	44.03	183.86	162.01
5	Depreciation and amortization expense	530.29	492.21	406.52	1,895.56	1,544.55
6	Service and security charges	1,817.49	1,715.55	1,676.05	7,165.82	6,269.83
7	Other expenses	1,711.69	1,864.56	1,676.54	7,078.55	6,523.36
	<b>Total Expenses</b>	<b>4,853.61</b>	<b>4,851.03</b>	<b>4,711.78</b>	<b>19,346.26</b>	<b>18,243.11</b>
<b>III</b>	<b>Profit before tax and Exceptional items</b>	<b>942.83</b>	<b>812.26</b>	<b>1,116.45</b>	<b>3,848.24</b>	<b>4,404.14</b>
	Exceptional items - Refer note 4	-	57.05	-	57.05	-
<b>IV</b>	<b>Profit before tax and after Exceptional items</b>	<b>942.83</b>	<b>755.21</b>	<b>1,116.45</b>	<b>3,791.19</b>	<b>4,404.14</b>
	<b>Tax expense</b>					
	Current tax	195.50	205.60	230.54	997.10	1,126.24
	Deferred tax (credit)/ charge	46.79	(9.58)	47.03	(52.63)	(10.93)
	<b>Total tax expense</b>	<b>242.29</b>	<b>196.02</b>	<b>277.57</b>	<b>944.47</b>	<b>1,115.31</b>
	<b>Profit for the period/ year attributable to equity shareholders</b>	<b>700.54</b>	<b>559.19</b>	<b>838.88</b>	<b>2,846.72</b>	<b>3,288.83</b>
	Other comprehensive income ('OCI')					
	Items that will not be reclassified to profit or loss					
	Remeasurement (losses) on defined benefit plans	1.13	2.90	(3.09)	0.96	(5.59)
	Taxes on above	(0.28)	(0.73)	0.78	(0.24)	1.41
	<b>Other Comprehensive (loss) for the period/ year (net of tax)</b>	<b>0.85</b>	<b>2.17</b>	<b>(2.31)</b>	<b>0.72</b>	<b>(4.18)</b>
	<b>Total Comprehensive Income for the period/ year</b>	<b>701.40</b>	<b>561.36</b>	<b>836.57</b>	<b>2,847.44</b>	<b>3,284.65</b>
	Paid up equity share capital (Face value ₹ 10 per share)	1,646.38	1,644.73	1,643.65	1,646.38	1,643.65
	Other equity	-	-	-	21,476.17	20,019.70
	<b>Earning per equity share (Face value of ₹ 10 each)</b>					
	Basic (in ₹)	4.26	3.40	5.10	17.31	20.12
	Diluted (in ₹)	4.21	3.36	4.99	17.13	19.75



# CMS INFO SYSTEMS LIMITED


CIN : L45200MH2008PLC180479



Standalone Balance Sheet as at March 31, 2026

(₹ in million)

Sr No.	Statement of Assets and Liabilities	As at	
		March 31, 2026	March 31, 2025
		Audited	Audited
	<b>ASSETS</b>		
(1)	<b>Non-current assets</b>		
a	Property, plant and equipment	6,527.01	4,665.86
b	Capital work-in-progress	1,133.17	1,525.48
c	Right-of- use assets	1,865.23	1,573.27
d	Goodwill	1,227.03	1,227.03
e	Other intangible assets	178.79	37.45
f	Intangible assets under development	47.38	119.38
g	Financial assets		
i	Investments	3,082.49	2,638.68
ii	Loans	380.00	-
iii	Other financial assets	827.60	719.69
h	Deferred tax assets (net)	318.82	266.45
i	Income tax assets (net)	86.58	20.44
j	Other non-current assets	918.48	364.89
	<b>Total Non-current assets</b>	<b>16,592.58</b>	<b>13,158.62</b>
(2)	<b>Current assets</b>		
a	Inventories	613.70	795.83
b	Financial assets		
i	Investments	2,299.16	4,481.56
ii	Trade receivables	7,993.76	7,354.32
iii	Cash and cash equivalents	904.26	2,166.19
iv	Bank balances other than (iii) above	339.72	480.30
v	Loans	245.40	-
vi	Other financial assets	278.33	417.29
c	Other current assets	903.92	746.05
	<b>Total current assets</b>	<b>13,578.25</b>	<b>16,441.54</b>
	<b>Total Assets</b>	<b>30,170.83</b>	<b>29,600.16</b>
	<b>Equity and Liabilities</b>		
(1)	<b>Equity</b>		
a	Equity share capital	1,646.38	1,643.65
b	Other equity	21,476.17	20,019.70
	<b>Total equity attributable to equity share holders of the Company</b>	<b>23,122.55</b>	<b>21,663.35</b>
(2)	<b>Liabilities</b>		
	<b>Non-current liabilities</b>		
a	Financial liabilities		
i	Lease liabilities	1,501.40	1,276.98
b	Provisions	77.76	51.83
c	Other non-current liabilities	59.66	58.98
	<b>Total Non-current liabilities</b>	<b>1,638.82</b>	<b>1,387.79</b>
	<b>Current Liabilities</b>		
a	Financial liabilities		
i	Lease liabilities	638.36	560.02
ii	Trade payables		
	Dues of micro enterprises and small enterprises	79.64	99.09
	Dues to creditors other than micro enterprises and small enterprises	3,020.95	3,564.56
iii	Other financial liabilities	1,030.32	1,582.22
b	Other current liabilities	306.69	318.55
c	Provisions	333.50	424.58
	<b>Total current liabilities</b>	<b>5,409.46</b>	<b>6,549.02</b>
	<b>Total Equity and Liabilities</b>	<b>30,170.83</b>	<b>29,600.16</b>



**CMS INFO SYSTEMS LIMITED**


CIN : L45200MH2008PLC180479



Standalone statement of Cash Flows for the year ended March 31, 2026

(₹ in million)

Sr No.	Particulars	For the year ended	
		March 31, 2026	March 31, 2025
		Audited	Audited
<b>A</b>	<b>Cash flow from operating activities</b>		
	Profit before tax	3,848.24	4,404.14
	<b>Adjustments for:</b>		
	Depreciation and amortisation on Property, plant and equipment and Intangible asset(s)	1,383.02	1,082.78
	Depreciation on Right-of-use assets	512.54	461.77
	Unrealised foreign exchange gain (net)	18.44	(0.68)
	Impairment allowance for bad and doubtful receivables and Bad debts written off	151.03	342.81
	ATM Cash shortage and claims provision	590.94	496.33
	Profit on disposal of property, plant and equipment (net)	(7.74)	(13.69)
	Sundry credit balances written back (net)	(6.53)	(24.82)
	Impairment for doubtful claims receivables	(4.13)	35.00
	Insurance claims receivables written off	-	7.32
	Net gain on lease modification	(15.68)	(8.97)
	Finance income	(210.44)	(149.01)
	Dividend received	(119.25)	-
	Profit on sale of current investments (net)	(108.65)	(135.02)
	Net change in fair value of current investments measured at FVTPL	(4.29)	(84.15)
	Employee stock option compensation cost	38.95	307.45
	Finance costs	183.86	162.02
	<b>Cash generated from operations before working capital changes</b>	<b>6,250.31</b>	<b>6,883.29</b>
	<b>Adjustments for:</b>		
	Decrease in trade payables and other liabilities	(711.46)	(534.93)
	Decrease in provisions	(672.18)	(73.17)
	Decrease in inventories	182.12	472.78
	Increase in trade receivables	(790.48)	(1,058.37)
	(Increase)/Decrease in other assets and prepayments	192.36	(311.22)
	<b>Cash flow generated from operations</b>	<b>4,450.67</b>	<b>5,378.37</b>
	Direct taxes paid (net of refunds)	(1,063.20)	(980.28)
	<b>Net cash flow used in operating activities (A)</b>	<b>3,387.47</b>	<b>4,398.09</b>
<b>B</b>	<b>Cash flows from investing activities</b>		
	Proceeds from sale of property, plant and equipment	21.60	14.31
	Purchase of property, plant and equipment, intangible assets (including CWIP and capital advances)	(3,977.23)	(1,542.48)
	Investments in mutual funds and non convertible debentures	(11,708.47)	(15,579.55)
	Proceeds from redemption of mutual funds and non convertible debentures	14,295.79	14,807.29
	Loan given to corporate	(570.00)	-
	Loan given to subsidiary	(58.50)	(41.36)
	Repayment of loan from subsidiary	14.50	106.26
	Purchase consideration paid on acquisition of business	(462.66)	-
	Payment towards right issue in subsidiary	(250.25)	-
	Investment in deposits with banks	(423.61)	(507.36)
	Proceeds from maturity of deposits with banks	275.02	371.89
	Interest Received	172.75	101.29
	Dividend received	119.25	-
	<b>Net cash flow (used) in investing activities (B)</b>	<b>(2,551.81)</b>	<b>(2,269.71)</b>
<b>C</b>	<b>Cash flows from financing activities</b>		
	Proceed from issue of equity shares	52.39	243.10
	Dividend paid	(1,479.58)	(1,063.16)
	Finance costs	(5.83)	(2.10)
	Finance costs on lease liabilities	(178.03)	(159.91)
	Payment of Principal portion of lease liabilities	(486.55)	(440.05)
	<b>Net cash flow (used) in financing activities (C)</b>	<b>(2,097.60)</b>	<b>(1,422.13)</b>
	<b>Net (Decrease)/Increase in cash and cash equivalents (A+B+C)</b>	<b>(1,261.93)</b>	<b>706.25</b>
	Cash and cash equivalents at the beginning of the year	2,166.19	1,459.93
	<b>Cash and cash equivalents at the end of the year</b>	<b>904.26</b>	<b>2,166.19</b>
	<b>Components of cash and cash equivalents:</b>		
	Cash on hand	7.87	7.95
	In deposits account with original maturity of less than three months	300.00	-
	<b>Balance with Bank:</b>		
	On current accounts	596.39	2,158.24
	<b>Cash and cash equivalents at the end of the year</b>	<b>904.26</b>	<b>2,166.19</b>



**Notes to Standalone financial results:**

- 1 The above audited standalone financial results of CMS Info Systems Limited ("the Company") have been prepared in accordance with the Indian Accounting Standards ("Ind AS") as prescribed under Section 133 of the Companies Act, 2013, read with the relevant rules thereunder and in terms of Regulation 33 of The Securities and Exchange Board of India (Listing Obligations and Disclosure Requirements) Regulations, 2015 as amended.
- 2 The above audited Standalone financial results for the quarter and year ended March 31, 2026 were reviewed by the Audit Committee and approved by the Board of Directors in their respective meeting held on May 14, 2026. The statutory auditors have issued an unmodified report on the above results.
- 3 The figures for the quarter ended March 31, 2026 and March 31, 2025 are the balancing figures between audited figures in respect of full financial year and the published year to date figures upto third quarter of the respective financial year.
- 4 The Government of India has implemented four new Labour Codes ("Codes"), including the Code on Wages, 2019, with effect from November 21, 2025. The Company has assessed and accounted for the incremental impact of these changes as per the guidance provided by the Institute of Chartered Accountants of India, which has resulted in the recognition of incremental employee benefit expenses of INR 57.05 Million charged to the Statement of audited Standalone Financial Results for the full year ended March 31, 2026. Considering the materiality, regulatory-driven and an enactment of the new legislation, which is an event of non recurring nature, the Company has presented such incremental impact as "Exceptional items" in the statement of audited Standalone Financial Results for the full year March 31, 2026. The Company continues to monitor the developments pertaining to Labour Codes and will evaluate impact, if any, on the measurement of liability pertaining to employee benefits.
- 5 Other income for year ended March 31, 2026 includes ₹ 119.25 Million dividend received from one of its subsidiary.
- 6 The Board of Directors at its meeting held on May 14, 2026 has recommended a Final dividend of INR 2.50/- per Equity share of INR 10 each for FY 2025-26. The payment of Final dividend, as recommended above, is subject to the approval of the Shareholders of the Company at the ensuing Annual General Meeting.
- 7 The above Financial Results of the Company are available on the Company's website [www.cms.com](http://www.cms.com) and also on the website of BSE i.e. [www.bseindia.com](http://www.bseindia.com) and NSE i.e. [www.nseindia.com](http://www.nseindia.com), where the shares of the Company are listed.

For and on behalf of the Board of Directors  
CMS Info Systems Limited



Rajiv Kaul  
Executive Vice Chairman, Whole Time Director & CEO  
Place: Mumbai  
Date: May 14, 2026





May 14, 2026

To,

**BSE Limited**  
Listing Department,  
1<sup>st</sup> Floor, PJ Towers, Dalal Street,  
Fort, Mumbai – 400 001

**National Stock Exchange of India Limited**  
Exchange Plaza, C-1, Block-G,  
Bandra Kurla Complex, Bandra (East),  
Mumbai – 400 051

**Scrip Code: 543441**

**Symbol: CMSINFO**

Dear Sir/Madam,

**Subject:** *Declaration on Unmodified Audit Report*

Pursuant to the Regulation 33(3) (d) of SEBI (Listing Obligations and Disclosure Requirements) Regulations, 2015, as amended from time to time, we hereby declare that M/s. B S R & Co. LLP, Chartered Accountants, Mumbai, (ICAI Firm Registration No.: 101248W / W-100022), the Statutory Auditors of the Company, have issued the Audit Report with unmodified opinion on the Audited Financial Results of the Company (Standalone & Consolidated) for the year ended March 31, 2026.

Thanking You,

**For CMS Info Systems Limited**

**Pankaj Khandelwal**  
**Chief Financial Officer**

### Annexure IV

#### Details pursuant to SEBI Master Circular HO/49/14/14(7)2025-CFD-POD2/I/3762/2026 dated January 30, 2026 for Buy-Back of equity shares of the Company

SR. No.	Particulars	Details
1	Number of securities proposed for buyback	Buyback of up to 49,39,126 (Forty-nine lakhs, thirty-nine thousand, one hundred and twenty-six only) equity shares
2	Number of securities proposed for buyback as a percentage of existing paid-up capital	3% of the total paid-up equity share capital of the Company.
3	Buyback Price	₹ 340/- (Rupees Three Hundred and Forty only) per equity share.
4	Actual securities in number and percentage of existing paid-up capital bought back	The actual number of securities and percentage of the existing paid-up capital bought back shall be ascertained following completion of the buyback.
5	Pre & Post shareholding pattern	The pre-buyback shareholding pattern is attached as <b>Annexure IVA</b> .  The post buyback shareholding pattern of the Company shall be ascertained following completion of the buyback.

**Annexure IVA**

**Pre-Buyback Shareholding Pattern of the Company**

*(Based on the shareholding pattern of the Company as on March 31, 2026)*

Category of Shareholders	No. of Shareholders	No. of Shares	% of Shareholding
<b>Promoter and Promoter Group</b>	<b>0</b>	<b>0</b>	<b>0</b>
<b>Institutions (Domestic)</b>			
Mutual Fund	16	47971080	29.14
Alternate Investment Funds	29	9929207	6.03
NBFCs registered with RBI	1	410	0.00
<b>Sub-Total</b>	<b>46</b>	<b>57900697</b>	<b>35.17</b>
<b>Institutions (Foreign)</b>			
Foreign Portfolio Investors Category I	141	40093592	24.35
Foreign Portfolio Investors Category II	12	1014935	0.62
<b>Sub-Total</b>	<b>153</b>	<b>41108527</b>	<b>24.97</b>
<b>Indian Public, Corporates and others</b>	<b>156884</b>	<b>65628317</b>	<b>39.86</b>
<b>Total</b>	<b>157083</b>	<b>164637541</b>	<b>100</b>