

Corporate Office :

The First, A&B Wing, 9th Floor,
Behind Keshav Baug Party Plot,
Vastrapur, Ahmedabad - 380 015,
Gujarat, India
Phone : +91 79 2960 1200/ 1/ 2
Fax : +91 79 2960 1210
eMail : info@ratnamani.com



RMTL/SEC/INV.PRE/2026-27

May 16, 2026

BSE Ltd. Corporate Relationship Department 1 st Floor, New Trading Ring, Rotunda Building, P. J. Tower, Dalal Street, Fort, Mumbai – 400 001 Company Code : 520111	National Stock Exchange of India Ltd. “Exchange Plaza”, 5th Floor, Bandra – Kurla Complex, Bandra (E), Mumbai - 400 051 Company Code : RATNAMANI
---	--

Subject: Investors’ Presentation on the Audited Financial Results for the quarter and year ended on March 31, 2026.

Dear Sir/Madam,

Pursuant to Regulation 30 of the SEBI (Listing Obligations and Disclosure Requirements) Regulations, 2015, please find enclosed herewith the Investors’ Presentation on the Audited Financial Results (Standalone and Consolidated) for the quarter and year ended on March 31, 2026.

In terms of Regulation 30(8) of the Listing Regulations, the Investors’ Presentation is also being uploaded on Company’s website at www.ratnamani.com.

Please take the above on your record.

Thanking you,

Yours faithfully,

For, RATNAMANI METALS & TUBES LIMITED

ANIL MALOO
COMPANY SECRETARY & COMPLIANCE OFFICER

Encl.: As above

ratnamani.com

info@ratnamani.com
CIN : L70109GJ1983PLC006460

Registered Office

17, Rajmugat Society, Naranpura Cross Roads,
Ahmedabad - 380 013, Gujarat, India
Phone: +91 79 2741 5504/2747 8700 | Fax: +91 79 2960 1210 | eMail: info@ratnamani.com



RESILIENT GROWTH
DIVERSIFIED OPPORTUNITIES

Investor Presentation

Q4 2025-26

This presentation and its accompanying slides, prepared by Ratnamani Metals and Tubes Limited (the 'Company'), are intended solely for informational purposes. It does not constitute, or form part of, any offer, solicitation, recommendation, or invitation to subscribe for, underwrite, or purchase any securities of the Company. Nothing contained herein shall form the basis of, or be relied upon in connection with, any contract, commitment, or investment decision. Any offering of securities by the Company, if undertaken, would be made solely through formal offering documents containing detailed disclosures about the Company.

The information contained in this Presentation has been compiled from sources that the Company believes to be reliable. However, the Company makes no representation or warranty, whether express or implied, regarding the fairness, accuracy, completeness, or correctness of such information. The Presentation is not comprehensive and may omit material information. Neither the Company nor any of its directors, officers, or employees accepts responsibility or liability for any direct or consequential loss arising from the use of this Presentation or its contents.

Certain statements in this Presentation may be forward-looking in nature and are based on management's current expectations, assumptions, estimates, and projections about future events. These forward-looking statements are not guarantees of future performance and are subject to risks, uncertainties, and factors beyond the Company's control, including but not limited to: domestic and global economic conditions, industry developments, competition, regulatory changes, market demand, pricing fluctuations, raw material availability, technology adoption, and other risks. Actual results, performance, or outcomes may differ materially from those expressed or implied in such statements.

The Company undertakes no obligation to revise or publicly release any updates to these forward-looking statements to reflect events, circumstances, or changes in expectations after the date of this Presentation. Any third-party projections or information included herein are provided for reference only and do not represent the Company's views; the Company assumes no responsibility for such data.

All charts, maps, or visuals included in this Presentation are illustrative, not to scale, and are provided 'as is' without any warranty as to accuracy or completeness.

Q4 2025-26 Performance

1. Q4 2025-26 Performance
2. About Us
3. Annexures

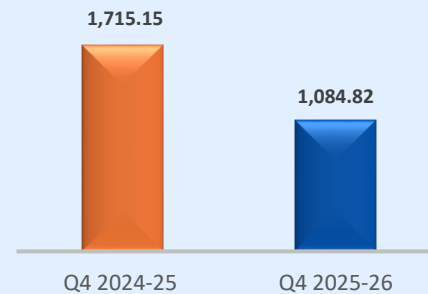


01

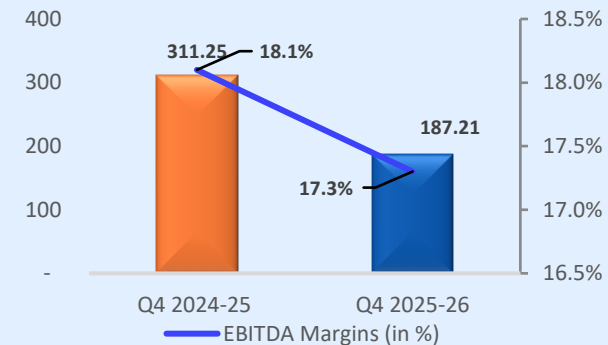
Financial Highlights – Q4 2025-26 (Consolidated)

- Q4 profitability was impacted by lower sales volumes and under-absorption of fixed costs, particularly against the high base of record sales in Q4 of the previous year.
- On a full-year basis, the Company maintained absolute EBITDA and PAT broadly in line with the previous year despite lower sales, supported by strong contribution from subsidiaries, particularly the bearing rings and pipe spool businesses.

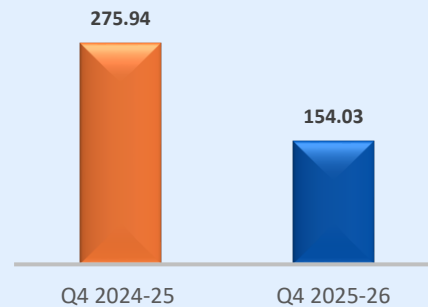
Revenue from Operations (₹ in Crores)



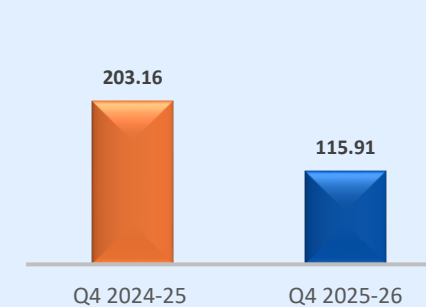
EBITDA (₹ in Crores)



PBT (₹ in Crores)



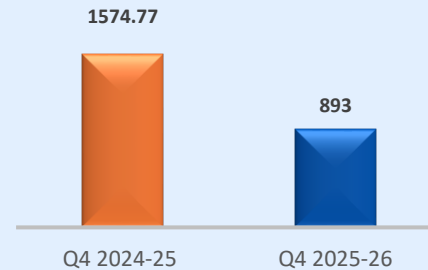
PAT (₹ in Crores)



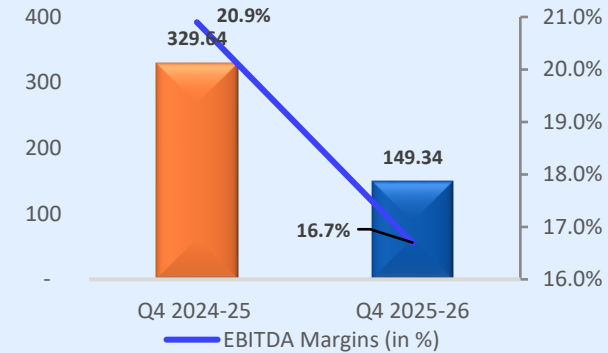
Financial Highlights – Q4 2025-26 (Standalone)

- Performance during the period was impacted by subdued demand and lower capacity utilization, resulting in under-absorption of fixed costs and pressure on margins.
- Company remains debt free on standalone basis
- Order book of INR 1800+ crores
- Dividend of INR 10 per share (500%) has been declared

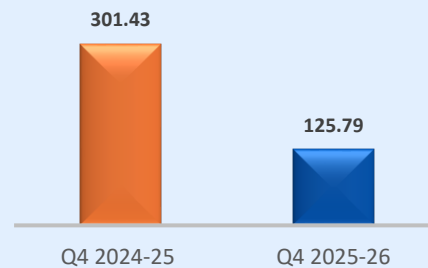
Revenue from Operations (₹ in Crores)



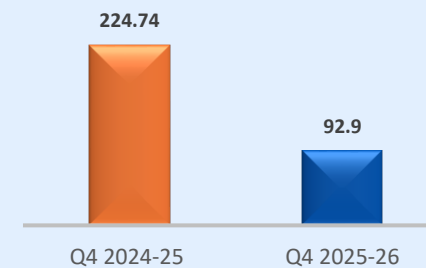
EBITDA (₹ in Crores)



PBT (₹ in Crores)

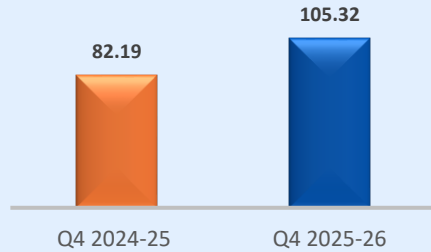


PAT (₹ in Crores)

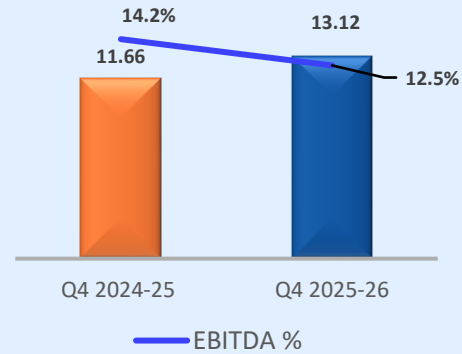


Ravi Technoforge Private Limited (RTL)

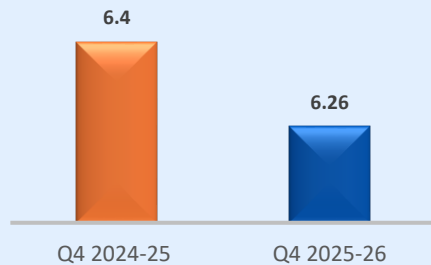
Revenue from Operations (₹ in Crores)



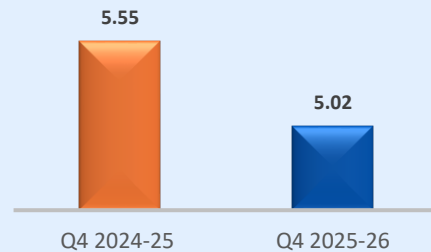
EBITDA (₹ in Crores)



PBT (₹ in Crores)

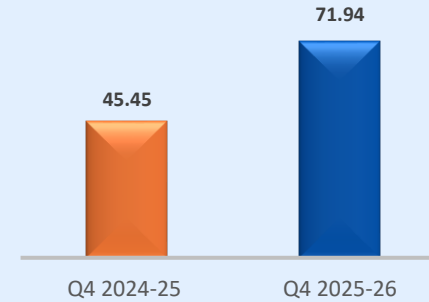


PAT (₹ in Crores)

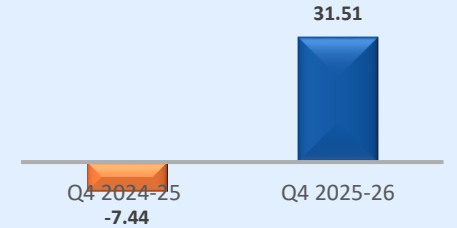


Ratnamani Finow Spooling Solutions Private Limited (RFSS)

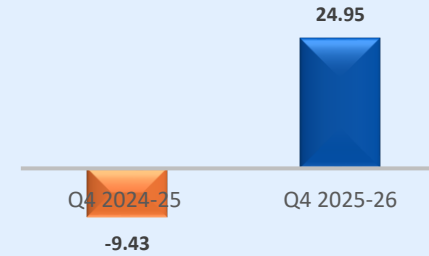
Revenue from Operations (₹ in Crores)



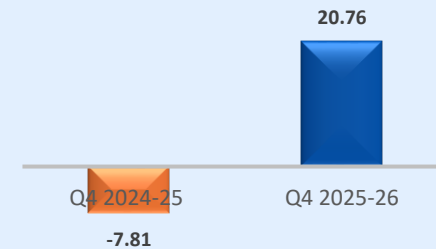
EBITDA (₹ in Crores)



PBT (₹ in Crores)



PAT (₹ in Crores)



Financial Highlights – Q4 & FY26

(₹ in Crores)

Particulars	Standalone				Consolidated			
	Q4 2025-26	Q4 2024-25	FY 2025-26	FY 2024-25	Q4 2025-26	Q4 2024-25	FY 2025-26	FY 2024-25
Revenue	893.00	1,574.77	3,689.30	4,876.14	1,084.82	1,715.15	4,493.96	5,186.47
Other income	27.68	37.96	125.09	83.31	33.59	9.11	121.95	59.62
Total Income	920.68	1,612.73	3,814.39	4,959.45	1,118.41	1,724.26	4,615.91	5,246.09
Cost of material	556.83	1,033.90	2,270.15	3,209.41	642.33	1,120.14	2,680.21	3,372.04
Employee benefit expense	75.04	73.87	300.69	265.69	92.90	87.53	364.97	313.30
Other expenses	139.47	175.32	528.86	592.28	195.97	205.34	691.05	677.61
EBITDA	149.34	329.64	714.69	892.07	187.21	311.25	879.68	883.14
EBITDA %	16.7%	20.9%	19.4%	18.3%	17.3%	18.1%	19.6%	17.0%
Depreciation and amortisation exps.	29.05	24.27	110.96	91.77	34.69	28.64	131.60	107.72
Finance cost	2.31	3.94	10.21	22.19	6.29	6.67	31.34	37.43
Profit before exceptional item	117.98	301.43	593.52	778.11	146.23	275.94	716.74	737.99
Profit before exceptional item %	13.2%	19.1%	16.1%	16.0%	13.5%	16.1%	15.9%	14.2%
Impact of new labour codes	(7.81)	-	10.39	-	(7.81)	-	10.40	-
Profit before tax	125.79	301.43	583.13	778.11	154.03	275.94	706.34	737.99
PBT %	14.1%	19.1%	15.8%	16.0%	14.2%	16.1%	15.7%	14.2%
Tax expense	32.89	76.69	149.17	200.10	38.13	72.78	171.87	196.42
Profit after tax	92.90	224.74	433.96	578.01	115.91	203.16	534.47	541.57
PAT %	10.4%	14.3%	11.8%	11.9%	10.7%	11.8%	11.9%	10.4%

Despite lower sales, the Group improved profitability margins and maintained EBITDA and net profit broadly in line with last year. Subsidiaries Ravi Technoforge (RTL) and Ratnamani Finow Spooling Solutions (RFSS) delivered strong performances, with bearing rings and pipe spooling emerging as key growth drivers.

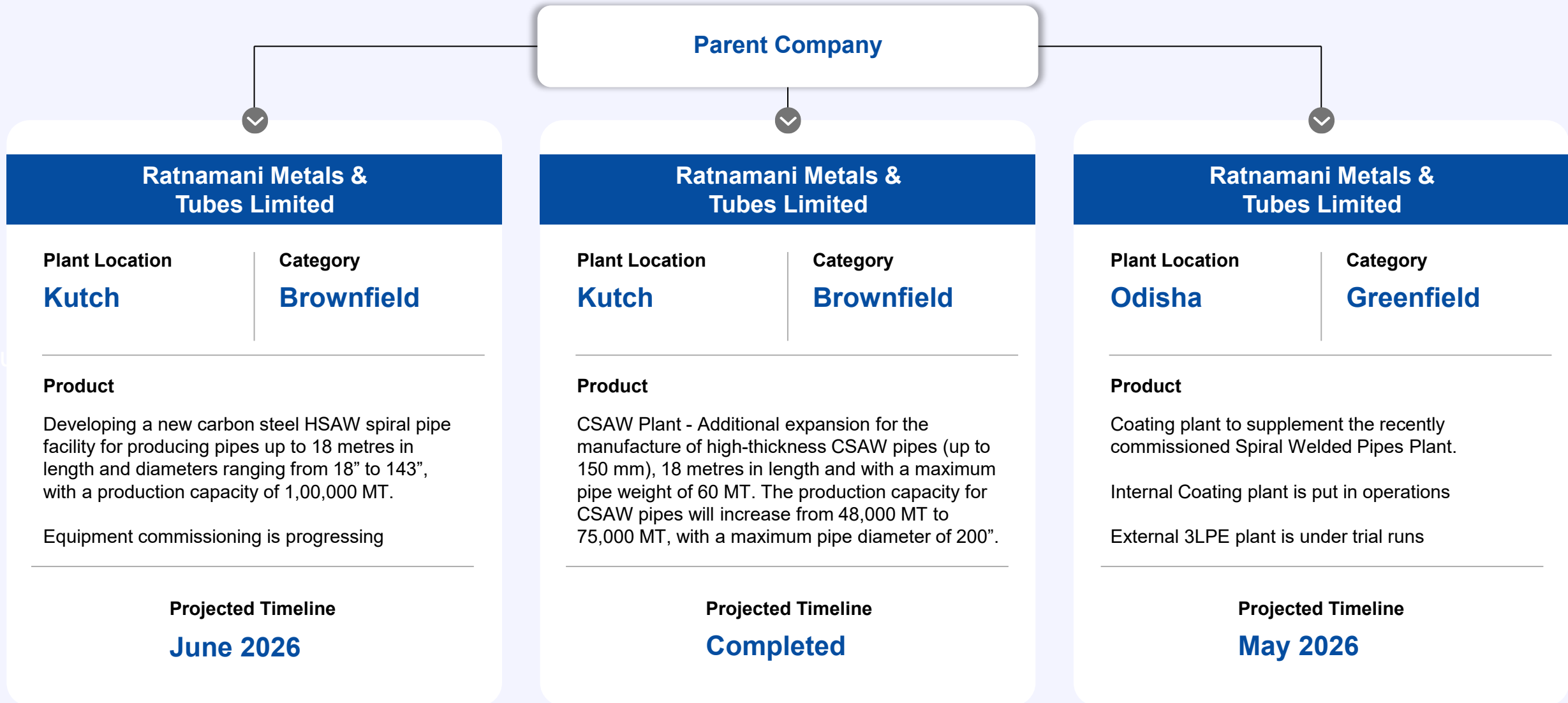
The Company operated in a challenging environment due to muted demand and geopolitical developments in the Middle East. Despite lower sales compared to last year's record quarter, the Company maintained its market position through steady stainless steel performance and growing subsidiary contributions, while expanding capabilities with 18-meter HSAW pile manufacturing and the API 5CT product range.

Although order booking remained moderate, enquiry levels are improving across key markets. With a positive long-term industry outlook and continued subsidiary momentum, the Company remains confident of sustaining growth and creating long-term value.



Mr. Manoj P. Sanghvi

Whole-Time Director & Chief Executive Officer



Subsidiary Companies

Ratnamani Finow Spooling Solutions Private Limited

Plant Location
Kutch

Category
Greenfield

Product

Increase in capacity for spool manufacturing along with advanced equipment.

Projected Timeline
December 2026

Ravi Technoforge Private Limited

Plant Location
Rajkot

Category
Greenfield

Product

Manufacture of High-Speed Hot Forming Facility for manufacturing new product line (Gen 3 hubs and other drivetrain components) for the automobile industry. The high-precision and high-speed machines result in better efficiency.

Projected Timeline
December 2026

Ratnamani Middle East Company, LLC

Plant Location
The Kingdom of Saudi Arabia

Category
Greenfield

Product

Manufacturing of Cold-finished Stainless Steel Seamless products.

Projected Timeline
March 2027

About Us

1. Q4 2025-26 Performance
2. **About Us**
3. Annexures



02



**Largest Player of the
Stainless Steel Tubes &
Pipes in India**



**One of the Largest
Player for Carbon Steel
Welded Pipes in India**



40+ Years of Experience



**4 Manufacturing Facilities
with Ongoing Expansions
to Support Growth**



**Wide Product Portfolio with
Varied Applications**



**Sustainability and ESG
Deeply Ingrained in the
Company's Philosophy**



**Experienced and
Professional
Management Team**



3,300+ Employees



**AA/Positive
CRISIL Rating**



**Market Capitalisation of
₹ 15,700 Crores as of
March 31, 2026**



Our Vision

- ◇ To attain Global excellence by continuously developing and providing the best quality products and services.
- ◇ Exceeding expectations of our Customers with innovative products & applications.
- ◇ Building value for all our stakeholders.
- ◇ To be a value driven organisation that is a benchmark in Corporate Citizenship.



Our Values

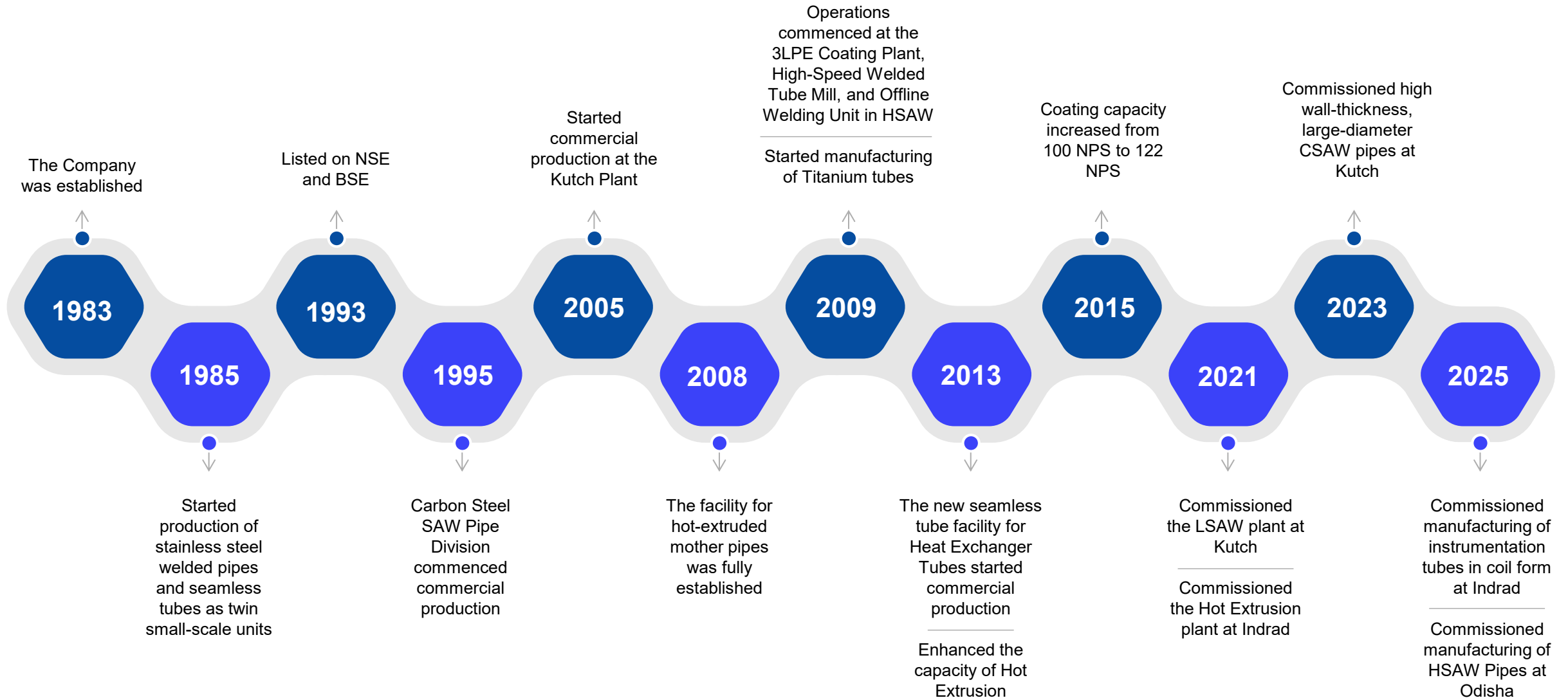
- ◇ Customer Focus
- ◇ Passion
- ◇ Innovation
- ◇ Respect
- ◇ Integrity
- ◇ Responsibility
- ◇ Self-discipline



Our Mission

To be leading Pipes & Tubes Manufacturing Company in Stainless Steel & Carbon Steel Industry by making difference in our Space through:

- ◇ **Products & Services** (providing product range, becoming supplier's choice and creating value to customers)
- ◇ **Practices** (Robust processes and systems keeping future in mind)



JV and Acquisition Timelines

Ratnamani operates through a well-diversified network of subsidiaries and joint ventures, enabling both scale and reach.

Manufacturing

Ratnamani Finow Spooling Solutions Private Limited	Ravi Technoforge Private Limited	Ratnamani Middle East Company, LLC
2023	2022 (initial); 2025 (stake increased to 75%)	2025
Manufacturing of Spools Specialised for Nuclear Power Plants	Manufacturing of Bearing Rings	Manufacturing of Stainless Steel Seamless Products
51%	75%	75%
India	India	The Kingdom of Saudi Arabia (KSA)

Stake (%)

Marketing & Sales

Ratnamani Inc.	Ratnamani Middle East Pipes Trading LLC OPC	Ratnamani Trade EU AG
2014	2024	2024
Marketing Office	Marketing Office	Stock and Sale
100%	100%	100%
USA	UAE	Switzerland with a Warehouse in Germany

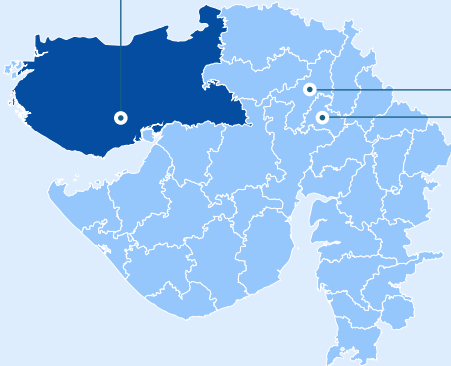
4

Manufacturing Facilities

Gujarat

Indrad (Mehsana)
Stainless Steel Seamless Works

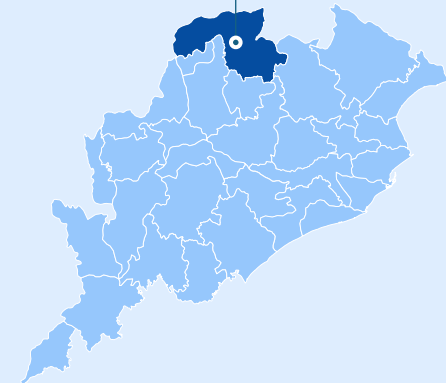
Bhimasar (Kutch)
Stainless Steel & Carbon Steel Works



Chhatral (Gandhinagar)
Carbon Steel Works

Odisha

Sundargarh
Carbon Steel Works



Wide Range of Product Portfolio



Stainless Steel

- ◇ Heat Exchanger Tubes
- ◇ Integral Low Finned Tubes
- ◇ Boiler Tubes
- ◇ Stainless Steel Seamless & Welded Pipes
- ◇ Heater Pipes
- ◇ Hollow Bars
- ◇ Instrumentation Tubes
- ◇ Coiled Tubing
- ◇ Coating Solutions
- ◇ Square & rectangular Welded Pipes



Carbon Steel

- ◇ Carbon Steel Welded (L-SAW, ERW and H-SAW) Pipes
- ◇ Induction Bends
- ◇ Structural (Square & Rectangular) Pipes
- ◇ Coating Solutions

SS/Ni/Ti Business Portfolio

Seamless SS+

- ◇ Dia: 3 to 273.05 mm (10")
- ◇ Thickness: 0.5 to 45 mm

30,000 MT – Hot Finish
11,500 MT – Cold Finish

Welded SS+

- ◇ Dia: 4.7 to 2,235 mm (88")
- ◇ Thickness: 0.5 to 60 mm

20,000 MT

Welded Titanium

- ◇ Dia: 15.87 to 31.75 mm
- ◇ Thickness: 0.5 to 1.6 mm

Nickel Alloy: 400, 600, 625,
800, 825

SS: 304, 316, 317, 321, 347,
310S, 410, 439, super-austenitic
L/N/LN/H, DSS, SDSS
API 5LC pipes

Titanium: Grade I & 2

CS Business Portfolio

API 5L: Grades A, B, X42, X46...X80
API 2B: As per client requirement

ASTM A671/A672/691: Various Grades
and Class, as per client requirement

New product range introduced:
API 5CT
18 Meter long HSAW Pipes

HFW

- ◇ Dia: 168.3 to 457 mm (6" to 18")
- ◇ Thickness: 3.2 to 14.27 mm

1,00,000 MT

HSAW

- ◇ Dia: 406.4 to 3,658 mm (16" to 144")
- ◇ Thickness: 4 to 25.4 mm

2,00,000 MT

LSAW

- ◇ Dia: 406.4 to 1,422 mm (16" to 56")
- ◇ Thickness: 5 to 50 mm

2,30,000 MT

CSAW

- ◇ Dia: 406.4 to 5,080 mm (16" to 200")
- ◇ Thickness: 5 to 150 mm

For Stainless Steel and Carbon Steel

Coating

External
3LPE, 3LPP, FBE, DFBE

Internal
Liquid Epoxy

Induction bends

At the Core of Every Industry

- | | | | |
|----------------------------|---|-------------------------|-----------------------|
| Oil & Gas Exploration | Refinery & Petrochemical | Food, Dairy & Beverages | Chemical & Fertiliser |
| Thermal Power | Solar & Nuclear Power | LNG | Desalination |
| Chillers & Cooling Systems | Aerospace | Defence | CNG & Automotive |
| Pulp & Paper | Cross-Country Pipelines for Gas & Water | Structural Applications | Atomic Energy |
| Pharmaceuticals | Sugar | Marine | Data Centres |
| Carbon Capture | Hydrogen | Semiconductors | |



Ratnamani's Edge

Extensive Product Portfolio

Serving **20+** industries in **35+** countries.

Quality at the Core

ISO 17025-accredited laboratories and global certifications.
Approvals from the end clients, EPC contractors, and process licensors.

Technological Prowess and Innovation

First in India to supply hydrogen-compliant pipes.
Building capabilities for new energy and offshore applications.

State-of-the-Art Manufacturing Facilities

Multi-location, multi-product plants in Gujarat and Odisha.

Financial Health

Strong balance sheet, healthy cash flows, robust credit profile, and consistent returns to the shareholders.

Strategic Subsidiaries and Joint Ventures

Expanding global reach, enhancing product depth, and driving diversification and forward integration.



Our Marquee Clients



Ravi Technoforge Private Limited (RTL)

Ravi Technoforge is a leading manufacturer of high-precision forged and turned bearing rings, gear blanks and auto components, with a portfolio equally divided between automotive and non-automotive sectors such as heavy industrial, railways, agriculture and off highway. It has vintage of more than 20 years with all top bearing manufacturers in the world renowned for quality.

RTL is one of the few suppliers from India having global supplies with 40% of portfolio being exports to 15 countries. With a strong presence in India as well, the company continues to scale its operations, supported by strategic expansion initiatives and synergies with Ratnamani's global network.



Facilities and Capabilities

- ◇ State of the art facility, capable to handle diverse product range from 40 mm to 400 mm. One stop solution for customer for various applications.
- ◇ 40,000 MT per annum forging capacity with cold rolling and high precision CNC machines.
- ◇ Automation-driven processes for high accuracy and consistency.
- ◇ Inhouse strong R&D and tooling capabilities for customised solutions.
- ◇ Large range of products offering catering as one-stop solution to customer's diverse product requirements.
- ◇ With the view of adding new capabilities and offering new products to customers, the Company has recently completed expansion of its Pipaliya unit to enhance capacity by 20%. This expansion also included mechanisation and automation of various processes to improve efficiency and productivity.
- ◇ A 9 MW solar power plant is commissioned. 50% of RTL's energy requirement will be sourced from green energy.



Ratnamani Finow Spooling Solutions Private Limited (RFSS)

RFSS is a specialised provider of high-integrity pipe spool fabrication and support systems, catering to critical industries such as nuclear & thermal power, and oil & gas. It is a joint venture between Ratnamani Metals & Tubes Limited, one of India's leading manufacturers of welded and seamless pipes and tubes, and Technoenergy AG, Switzerland, holding entity of FINOW GmbH, Germany, specialising in nuclear spools for over a century.



Facilities and Capabilities

- ◇ The company is currently holding an active order book exceeding ₹ 400 Crores (~US\$ 43 Million), which we are targeting to execute over the next 12 months, supporting high-profile projects in India and internationally.
- ◇ The company is currently undertaking a major infrastructure expansion to enhance our capacity from 1,200 MT to 4,000 MT annually. This new capacity will be ready by Q3 of next year with commercial production commencing from Q4. This expansion positions us to handle significantly larger volumes and more complex project scopes going forward.



Our Company has voluntarily been evaluated by three independent ESG rating agencies, which have assigned us ratings in the ‘Adequate’ category.

Environment

41 MW

Captive Clean Energy Projects Commissioned

42%

Total Energy Came from Clean Sources

7%

Reduction in Water Intensity

~100%

Key Raw Materials Sourced Sustainably

100%

Manufacturing Plants Compliant with ZLD Mechanism

3,041

Trees Planted across Locations

4%

Reduction in Waste Intensity



Social

34%

Reduction in Lost Time Injury Frequency Rate in 2024-25

3,00,000+

People Provided Eye-care through the 'Drashtirath' Initiative

100%

Employees and Workers Trained on EHS and NGRBC Principles



Governance

Board of Directors



Mr. Prakash M. Sanghvi
Chairman and Managing Director



Mr. Jayanti M. Sanghvi
Joint Managing Director



Mr. Shantilal M. Sanghvi
Whole-Time Director



Mr. Manoj P. Sanghvi
Whole-Time Director and Chief Executive Officer



Mr. Prashant J. Sanghvi
Whole-Time Director



Mr. Rajendra S. Shah
Independent Director



Mr. Sushil Solanki
Independent Director



Mr. Dhinal A. Shah
Independent Director



Mr. Rajesh G. Desai
Independent Director



Ms. Sangeetha Chhajed
Independent Director



Mr. Vimal Katta
Executive Director - Finance and Chief Financial Officer



Mr. Anil Maloo
Company Secretary and Legal Head

Key Managerial Personnel

Ratnamani is contributing towards a more equitable and responsible society through impactful CSR initiatives across healthcare, education, clean drinking water, women’s empowerment and digital learning.

Company was honoured with the Best Healthcare & Wellness Programme National Award at the India CSR & Sustainability Awards 2025 for its CSR initiative supporting cochlear implant surgeries.

Environment

- Projects involve pond deepening and biodiversity projects, aiming to improve air quality, prevent soil erosion, and enhance biodiversity.
- Conservation of valuable, genetically proven tree species such as Meshak



Education

- Educational support includes 150 laptops and smart classrooms for blind students
- Laptops for all students from 6th to 12th standard.



Healthcare

- CSR initiative included contribution of three state-of-the-art blood apheresis machines to the Indian Red Cross Society, enhancing availability of high-quality blood components for critical medical treatments, including organ transplants and cancer care.



Annexures

1. Q4 2025-26 Performance
2. About Us
3. Annexures

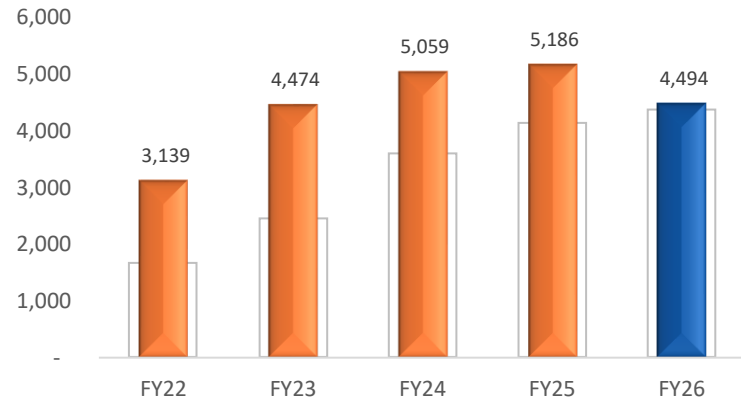


03

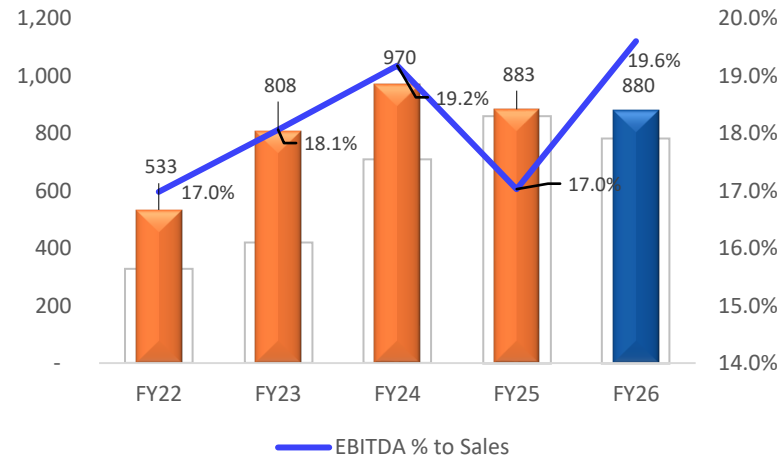
Financial Highlights (Consolidated)

Revenue growth from 2020-21 to 2025-26: 14.4% CAGR

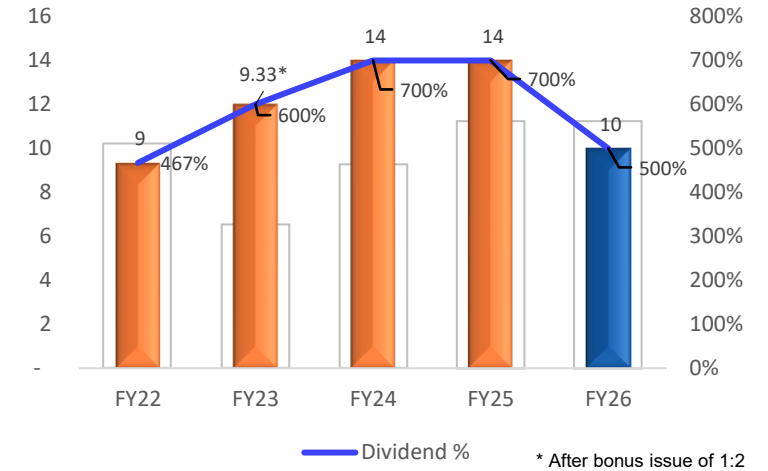
Revenue from Operations (₹ in Crores)



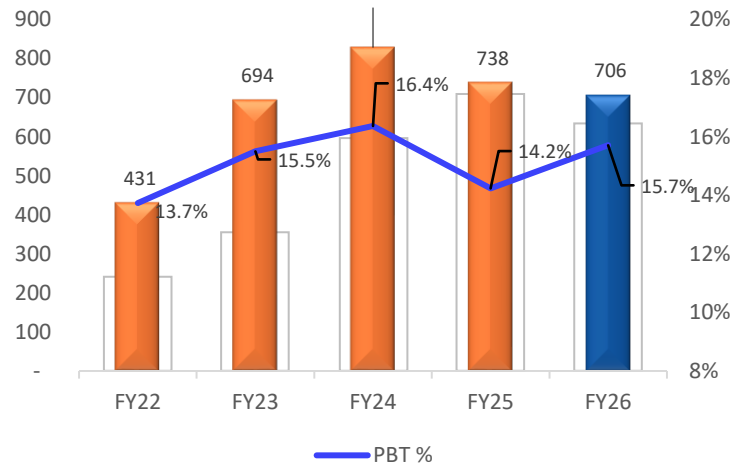
EBITDA (₹ in Crores)



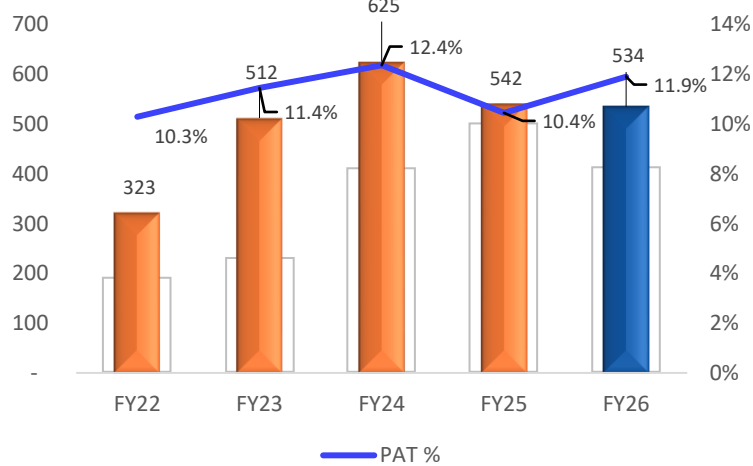
Dividend (in ₹)



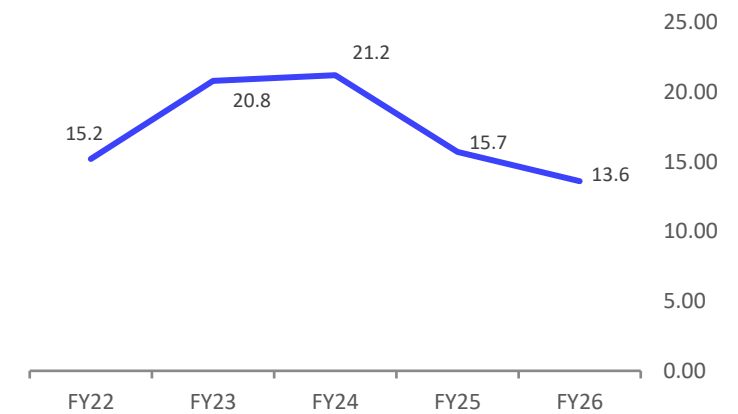
Profit Before Tax (₹ in Crores)



Profit After Tax (₹ in Crores)



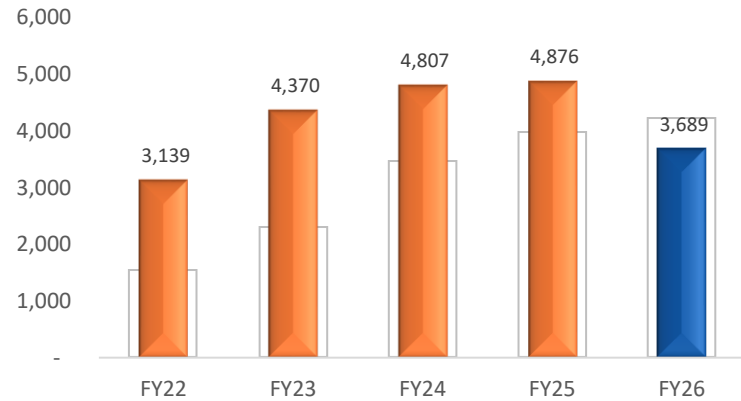
Return on Equity (%)



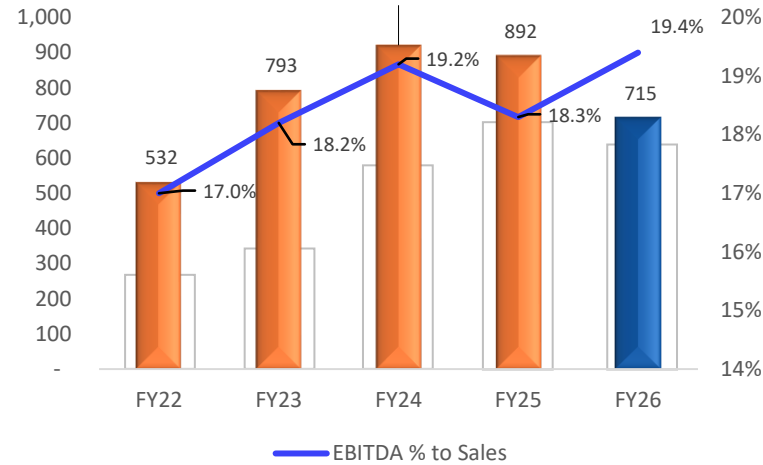
Financial Highlights (Standalone)

Revenue growth from 2020-21 to 2025-26: 9.9% CAGR

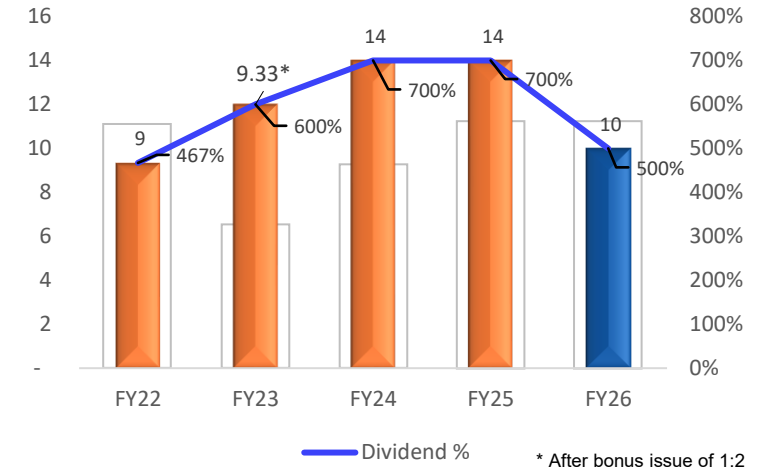
Revenue from Operations (₹ in Crores)



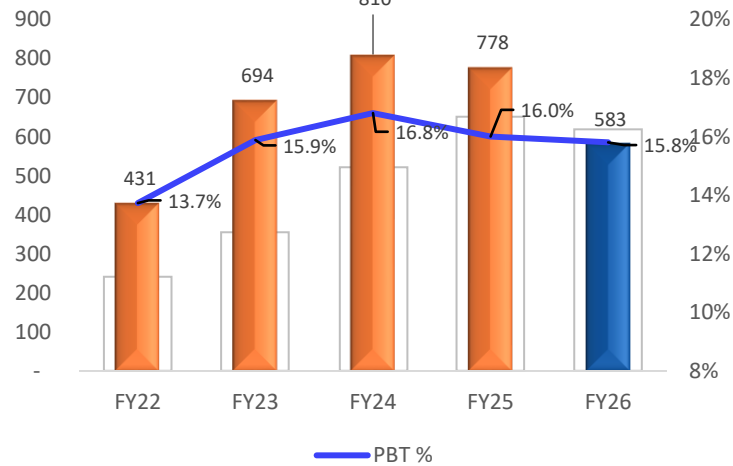
EBITDA (₹ in Crores)



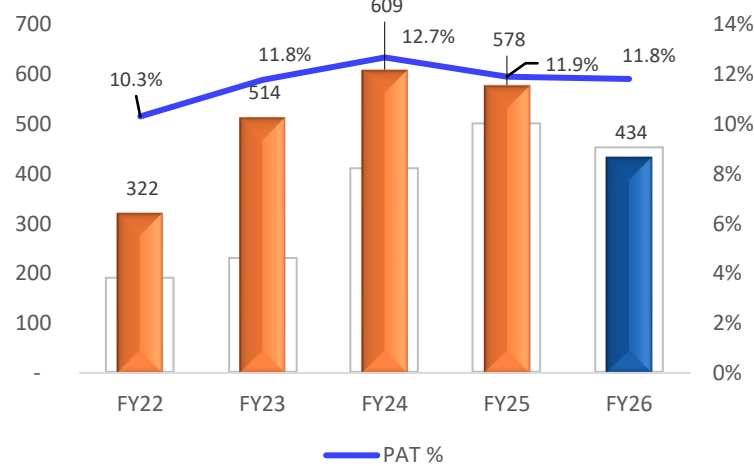
Dividend (in ₹)



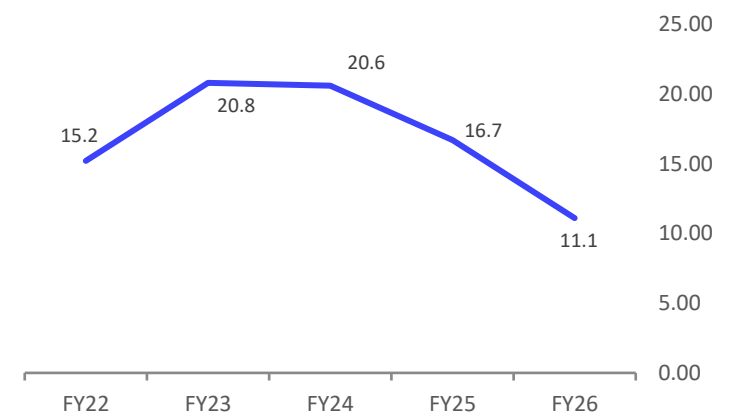
Profit Before Tax (₹ in Crores)



Profit After Tax (₹ in Crores)



Return on Equity (%)



Balance Sheet

(₹ in Crores)

Particulars	Consolidated	Standalone
	As at March 31, 2026	As at March 31, 2026
ASSETS		
Non-current assets		
Property, Plant and Equipment	1,589.43	1,274.60
Capital Work-in-Progress	302.05	185.20
Goodwill	18.64	-
Other Intangible Assets	2.54	1.18
Financial Assets		
• Investment	-	175.84
• Loans	0.09	77.12
• Other Financial Assets	7.45	3.32
Deferred Tax Asset (Net)	2.70	-
Other Non-current Assets	58.33	38.19
Total Non-current Assets	1,981.23	1,755.45
Current Assets		
Inventories	1,274.86	991.51
Financial Assets		
• Investments	644.32	644.32
• Trade Receivables	1,013.38	826.01
• Cash and Cash Equivalents	73.90	65.54
• Loans	0.58	8.83
• Other Current Financial Assets	279.35	279.41
Current Tax Assets (Net)	0.25	-
Other Current Assets	119.73	60.95
Total Current Assets	3,406.37	2,876.57
Total Assets	5,387.60	4,632.02

(₹ in Crores)

Particulars	Consolidated	Standalone
	As at March 31, 2026	As at March 31, 2026
EQUITY AND LIABILITIES		
EQUITY		
Equity Share Capital	14.02	14.02
Other Equity	4,096.61	4,066.66
Equity Attributable to Owners of the Company	4,110.63	4,080.68
Non-Controlling Interest	97.09	-
Total Equity	4,207.72	4,080.68
LIABILITIES		
Non-current Liabilities		
Financial Liabilities		
• Borrowings	163.14	-
• Lease Liabilities	10.81	10.81
Deferred Tax Liabilities (Net)	88.37	69.98
Other Non-current Liabilities	45.22	41.48
Provisions	3.48	-
Total Non-current Liabilities	311.02	122.27
Current Liabilities		
Financial Liabilities		
• Borrowings	141.13	-
• Lease Liabilities	2.55	2.45
• Trade Payables	340.48	158.59
• Other Current Financial Liabilities	116.08	94.95
Other Current Liabilities	254.77	164.13
Provisions	7.07	6.09
Current Tax Liabilities (Net)	6.78	2.86
Total Current Liabilities	868.86	429.07
Total Liabilities	1,179.88	551.34
Total Equity and Liabilities	5,387.60	4,632.02

Consolidated

(₹ in Crores)

Particulars	Year ended March 31, 2026	Year ended March 31, 2025	Year ended March 31, 2024
Cash from Operating Activity	936.01	536.22	511.23
Cash from Investing Activity	(1,147.64)	(397.12)	(145.26)
Cash from Financing Activity	59.22	(130.18)	(192.95)
Net Cash Flow	(152.41)	8.92	173.02

Standalone

(₹ in Crores)

Particulars	Year ended March 31, 2026	Year ended March 31, 2025	Year ended March 31, 2024
Cash from Operating Activity	976.12	520.99	489.46
Cash from Investing Activity	(1,024.89)	(345.46)	(108.89)
Cash from Financing Activity	(105.93)	(160.09)	(208.29)
Net Cash Flow	(154.70)	15.44	172.28



ratnamani.com

info@ratnamani.com

CIN : L70109GJ1983PLC006460

Registered Office:

17, Rajmugat Society, Naranpura Cross Roads,

Ahmedabad 380 013, Gujarat, India

Phone: +91 79 2741 5504/2747 8700


Fax: +91 79 2960 1210


Email: info@ratnamani.com

THANK YOU

For further information, please contact:

 Mr. Anil Maloo

 Company Secretary and
Compliance Officer

 +91 79 2960 1200/01/02

 anil.maloo@ratnamani.com

