

May 6, 2026

**BSE Limited**  
Phiroze Jeejeebhoy Towers,  
Dalal Street,  
Mumbai - 400001.

**National Stock Exchange of India Ltd.,**  
Exchange Plaza, C/1, G Block,  
Bandra - Kurla Complex, Bandra (E),  
Mumbai - 400051.

**Scrip ID: BSOFT**  
**Scrip Code: 532400**

**Symbol: BSOFT**  
**Series: EQ**

**Kind Attn: The Manager,**  
Department of Corporate Services

**Kind Attn: The Manager,**  
Listing Department

**Subject: - Intimation under Regulations 30, 33 and other applicable provisions of the Securities and Exchange Board of India (Listing Obligations and Disclosure Requirements) Regulations, 2015, as amended - Outcome of the Board Meeting held on May 6, 2026**

Time of commencement of the Board Meeting: 2.15 pm  
Time of conclusion of the Board Meeting : 4.30 pm

Dear Sir/Madam,

We wish to inform you that the Board of Directors of the Company, at its meeting concluded today, inter alia, has approved/recommended the following:

**A. Audited Financial Results:**

Approved the Audited Standalone and Consolidated Financial Results of the Company, for the quarter and financial year ended March 31, 2026.

The audited Standalone and Consolidated Financial Results for the quarter and year ended March 31, 2026, along with Auditor's Reports thereon and a declaration with respect to unmodified opinion are attached herewith and the investor update is being sent separately.

**B. Dividend:**

Recommended final dividend of Rs. 4/- per equity share of face value of Rs. 2/- each (200%), for the financial year 2025-26, subject to approval of the same by the Members at the ensuing Annual General Meeting ("AGM") of the Company. The date of AGM shall be intimated in due course, and the dividend, if declared by the Members, will be paid within the statutory timelines.

**C. Designation of Mr. Mohanraj Janakiraman as Senior Management Personnel:**

Mr. Mohanraj Janakiraman, Sr. Vice President-Sales has been designated as Senior Management Personnel of the Company with effect from May 6, 2026.

**Birlasoft Limited**

Registered Office: 35 & 36, Rajiv Gandhi Infotech Park, Phase - I, MIDC, Hinjawadi, Pune (MH) 411057, India  
Tel: +91 20 6652 5000 | contactus@birlasoft.com | [www.birlasoft.com](http://www.birlasoft.com)

CIN: L72200PN1990PLC059594

Details as required under Regulation 30 of the Listing Regulations and the SEBI Circular SEBI/HO/CFD/CFD-PoD-1/P/CIR/2023/123 dated July 13, 2023, as amended from time to time are given in Annexure A.

This intimation is also being uploaded on the Company's website at <https://www.birlasoft.com/company/investors>.

Kindly take the same on your records.

Thanking you.

For Birlasoft Limited



Sneha Padve  
Company Secretary & Compliance Officer  
Membership No. A9678

Annexure A

Sr. No.	Particulars	Mr. Mohanraj Janakiraman
1.	Reason for Change	Designated as Senior Management Personnel of the Company.
2.	Date of appointment & term of appointment	May 6, 2026  Terms: Existing Full-time employment.
3.	Brief Profile	<p>Mohanraj Janakiraman is a results-oriented professional with over 20 years of comprehensive leadership experience across cross-functional teams and high-value portfolios. He holds a Master of Engineering in Manufacturing Engineering from Madras Institute of Technology, Anna University, and demonstrates robust leadership in dynamic, multinational environments.</p> <p>Mohanraj has been associated with Birlasoft Limited since February 2024. He has been managing operations in diverse sectors, including Communications, Media &amp; Technology (CMT), BFSI, Manufacturing, Energy &amp; Utilities, and Life Sciences.</p> <p>He was previously with Cognizant, where he managed relationships with several top strategic customers, consistently drove double-digit growth, and led a high-performing team of Account Directors. His responsibilities included developing market strategies, strengthening customer engagement, and advancing digital transformation initiatives, all of which contributed to enhancing Cognizant's market presence and industry leadership within the region.</p>
4	Disclosure of relationships between directors (in case of appointment of director)	Not Applicable

**Birlasoft Limited**

Registered Office: 35 &amp; 36, Rajiv Gandhi Infotech Park, Phase - I, MIDC, Hinjawadi, Pune (MH) 411057, India

Tel: +91 20 6652 5000 | contactus@birlasoft.com | [www.birlasoft.com](http://www.birlasoft.com)

CIN: L72200PN1990PLC059594

**Independent Auditor's Report on the Quarterly and Year to Date Consolidated Financial Results of the Company Pursuant to the Regulation 33 of the SEBI (Listing Obligations and Disclosure Requirements) Regulations, 2015, as amended**

To  
The Board of Directors of  
Birlasoft Limited

**Report on the audit of the Consolidated Financial Results**

**Opinion**

We have audited the accompanying statement of quarterly and year to date consolidated financial results of **Birlasoft Limited** ("Holding Company") and its subsidiaries (the Holding Company and its subsidiaries together referred to as "the Group for the quarter ended March 31, 2026 and for the year ended March 31, 2026 ("Statement"), attached herewith, being submitted by the Holding Company pursuant to the requirement of Regulation 33 of the SEBI (Listing Obligations and Disclosure Requirements) Regulations, 2015, as amended ("Listing Regulations").

In our opinion and to the best of our information and according to the explanations given to us the Statement:

i. includes the results of the following entities

1. Birlasoft Limited (Holding Company)

Subsidiaries and fellow subsidiaries

2. Birlasoft Inc., USA
3. Birlasoft (UK) Limited, UK
4. Birlasoft Sdn. Bhd., Malaysia
5. Birlasoft Solutions Limited, UK
6. Birlasoft Solutions France
7. Birlasoft Solutions Inc., USA
8. Birlasoft Computer Corporation, USA
9. Birlasoft Solutions ME FZE, UAE
10. Birlasoft Technologies Canada Corporation, Canada
11. Birlasoft Consulting Inc., USA
12. Birlasoft Solutions Ltda., Brazil
13. Birlasoft Solutions Mexico S.A. DE C.V., Mexico
14. Birlasoft Solutions GmbH., Germany

ii. are presented in accordance with the requirements of the Listing Regulations in this regard; and

iii. gives a true and fair view in conformity with the applicable accounting standards, and other accounting principles generally accepted in India, of the consolidated net profit and other comprehensive income and other financial information of the Group for the quarter ended March 31, 2026 and for the year ended March 31, 2026.



**Basis for Opinion**

We conducted our audit in accordance with the Standards on Auditing (SAs), as specified under Section 143(10) of the Companies Act, 2013, as amended (“the Act”). Our responsibilities under those Standards are further described in the “Auditor’s Responsibilities for the Audit of the Consolidated Financial Results” section of our report. We are independent of the Group in accordance with the ‘Code of Ethics’ issued by the Institute of Chartered Accountants of India together with the ethical requirements that are relevant to our audit of the financial statements under the provisions of the Act and the Rules thereunder, and we have fulfilled our other ethical responsibilities in accordance with these requirements and the Code of Ethics. We believe that the audit evidence obtained by us and other auditor in terms of their report referred to in “Other Matter” paragraph below, is sufficient and appropriate to provide a basis for our opinion.

**Management’s Responsibilities for the Consolidated Financial Results**

The Statement has been prepared on the basis of the consolidated annual financial statements. The Holding Company’s Board of Directors are responsible for the preparation and presentation of the Statement that give a true and fair view of the net profit and other comprehensive income and other financial information of the Group in accordance with the applicable accounting standards prescribed under section 133 of the Act read with relevant rules issued thereunder and other accounting principles generally accepted in India and in compliance with Regulation 33 of the Listing Regulations. The respective Board of Directors of the companies included in the Group are responsible for maintenance of adequate accounting records in accordance with the provisions of the Act for safeguarding of the assets of their respective companies and for preventing and detecting frauds and other irregularities; selection and application of appropriate accounting policies; making judgments and estimates that are reasonable and prudent; and the design, implementation and maintenance of adequate internal financial controls, that were operating effectively for ensuring the accuracy and completeness of the accounting records, relevant to the preparation and presentation of the Statement that give a true and fair view and are free from material misstatement, whether due to fraud or error, which have been used for the purpose of preparation of the Statement by the Directors of the Holding Company, as aforesaid.

In preparing the Statement, the respective Board of Directors of the companies included in the Group are responsible for assessing the ability of their respective companies to continue as a going concern, disclosing, as applicable, matters related to going concern and using the going concern basis of accounting unless management either intends to liquidate the Group or to cease operations, or has no realistic alternative but to do so.

The respective Board of Directors of the companies included in the Group are also responsible for overseeing the financial reporting process of their respective companies.

**Auditor’s Responsibilities for the Audit of the Consolidated Financial Results**

Our objectives are to obtain reasonable assurance about whether the Statement as a whole is free from material misstatement, whether due to fraud or error, and to issue an auditor’s report that includes our opinion. Reasonable assurance is a high level of assurance, but is not a guarantee that an audit conducted in accordance with SAs will always detect a material misstatement when it exists. Misstatements can arise from fraud or error and are considered material if, individually or in the aggregate, they could reasonably be expected to influence the economic decisions of users taken on the basis of the Statement.

As part of an audit in accordance with SAs, we exercise professional judgment and maintain professional skepticism throughout the audit. We also:

- Identify and assess the risks of material misstatement of the Statement, whether due to fraud or error, design and perform audit procedures responsive to those risks, and obtain audit evidence that is sufficient and appropriate to provide a basis for our opinion. The risk of not detecting a material misstatement resulting from fraud is higher than for one resulting from error, as fraud may involve collusion, forgery, intentional omissions, misrepresentations, or the override of internal control.
- Obtain an understanding of internal control relevant to the audit in order to design audit procedures that are appropriate in the circumstances. Under Section 143(3)(i) of the Act, we are also responsible for expressing our opinion on whether the company has adequate internal financial controls with reference to financial statements in place and the operating effectiveness of such controls.



- Evaluate the appropriateness of accounting policies used and the reasonableness of accounting estimates and related disclosures made by the Board of Directors.
- Conclude on the appropriateness of the Board of Directors' use of the going concern basis of accounting and, based on the audit evidence obtained, whether a material uncertainty exists related to events or conditions that may cast significant doubt on the ability of the Group to continue as a going concern. If we conclude that a material uncertainty exists, we are required to draw attention in our auditor's report to the related disclosures in the Statement or, if such disclosures are inadequate, to modify our opinion. Our conclusions are based on the audit evidence obtained up to the date of our auditor's report. However, future events or conditions may cause the Group to cease to continue as a going concern.
- Evaluate the overall presentation, structure and content of the Statement, including the disclosures, and whether the Statement represent the underlying transactions and events in a manner that achieves fair presentation.
- Obtain sufficient appropriate audit evidence regarding the financial results/financial information of the entities within the Group and whose financial information we have audited, to express an opinion on the Statement. We are responsible for the direction, supervision and performance of the audit of the financial information of such entities included in the Statement of which we are the independent auditors. For the other entity included in the Statement, which has been audited by other auditor, such other auditor remain responsible for the direction, supervision and performance of the audits carried out by them. We remain solely responsible for our audit opinion.

We communicate with those charged with governance of the Holding Company and such other entities included in the Statement of which we are the independent auditors regarding, among other matters, the planned scope and timing of the audit and significant audit findings, including any significant deficiencies in internal control that we identify during our audit. We also provide those charged with governance with a statement that we have complied with relevant ethical requirements regarding independence, and to communicate with them all relationships and other matters that may reasonably be thought to bear on our independence, and where applicable, related safeguards.

We also performed procedures in accordance with the Master Circular issued by the Securities Exchange Board of India under Regulation 33 (8) of the Listing Regulations, to the extent applicable.

#### **Other Matter**

The accompanying Statement includes the audited financial results/statements and other financial information, in respect of:

- One subsidiary, whose financial results/statements include total assets of Rs 553.72 million as at March 31, 2026, total revenues of Rs 136.72 million and Rs 586.79 million, total net profit/(loss) after tax of Rs (11.64) million and Rs.16.62 million, total comprehensive income/(loss) of Rs.(11.64) million and Rs. 16.62 million, for the quarter and the year ended on that date respectively, and net cash inflows of Rs. 92.79 million for the year ended March 31, 2026, as considered in the Statement which have been audited by their respective independent auditor.

The independent auditor's report on the financial statements/financial results/financial information of this entity have been furnished to us by the Management and our opinion on the Statement in so far as it relates to the amounts and disclosures included in respect of this subsidiary is based solely on the reports of such auditors and the procedures performed by us as stated in paragraph above.

This subsidiary is located outside India whose financial results/financial statements and other financial information have been prepared in accordance with the accounting principles generally accepted in their respective countries and which have been audited by other auditors under generally accepted auditing standards applicable in their respective countries. The Holding Company's management has converted the financial results / financial statements of such subsidiary located outside India from accounting principles generally accepted in their respective countries to accounting principles generally accepted in India. We have audited these conversion adjustments made by the Holding Company's management. Our opinion in so far as it relates to the balances and affairs of such subsidiary located outside India is based on the report of other auditor and the conversion adjustments prepared by the management of the Holding Company and audited by us.



Our opinion on the Statement is not modified in respect of the above matter with respect to our reliance on the work done and the report of the other auditor.

The Statement includes the results for the quarter ended March 31, 2026 being the balancing figures between the audited figures in respect of the full financial year ended March 31, 2026 and the published unaudited year-to-date figures up to the end of the third quarter of the current financial year, which were subjected to a limited review by us, as required under the Listing Regulations.

For SRBC & COLLP

Chartered Accountants

ICAI Firm Registration Number: 324982E/E300003



per Sumit Kumar Agrawal

Partner

Membership No.: 135859



UDIN: 26135859QCERJ03335

Place: New Delhi

Date: May 06, 2026

**Birlasoft Limited**


Registered Office: 35 & 36, Rajiv Gandhi Infotech Park, Phase I, MIDC, Hinjawadi, Pune - 411057  
Phone : +91 20 6652 5000 | secretarial@birlasoft.com | www.birlasoft.com | CIN : L72200PN1990PLC059594

**PART I**

**STATEMENT OF AUDITED CONSOLIDATED FINANCIAL RESULTS FOR THE QUARTER AND YEAR ENDED MARCH 31, 2026**

₹ in million (except per share data)

Particulars	Quarter ended			Year ended	
	March 31, 2026 (Audited) (Refer note 7)	December 31, 2025 (Unaudited)	March 31, 2025 (Audited) (Refer note 7)	March 31, 2026 (Audited)	March 31, 2025 (Audited)
Revenue from operations	13,486.25	13,475.32	13,168.88	53,099.58	53,752.39
Other income (net) (Refer note 5)	(37.37)	134.10	198.71	648.05	1,085.37
<b>Total income</b>	<b>13,448.88</b>	<b>13,609.42</b>	<b>13,367.59</b>	<b>53,747.63</b>	<b>54,837.76</b>
<b>Expenses</b>					
Purchases of equipment and software licences	28.20	6.95	202.55	249.01	1,493.90
Change in inventories of equipment	(0.13)	4.11	98.75	57.68	(103.94)
Employee benefits expense	7,862.98	8,094.54	7,781.21	31,707.79	32,007.94
Finance costs	38.56	56.87	55.09	196.02	234.38
Depreciation and amortisation expense	193.01	200.77	216.34	803.25	857.09
Other expenses	3,103.42	2,921.73	3,350.62	12,424.62	13,380.05
<b>Total expenses</b>	<b>11,226.04</b>	<b>11,284.97</b>	<b>11,704.56</b>	<b>45,438.37</b>	<b>47,869.42</b>
<b>Profit before exceptional items and tax</b>	<b>2,222.84</b>	<b>2,324.45</b>	<b>1,663.03</b>	<b>8,309.26</b>	<b>6,968.34</b>
<b>Exceptional item</b>					
Impact of New Labour Codes (Refer note 6)	-	406.88	-	406.88	-
<b>Profit before tax</b>	<b>2,222.84</b>	<b>1,917.57</b>	<b>1,663.03</b>	<b>7,902.38</b>	<b>6,968.34</b>
<b>Tax expense</b>					
Current tax	380.36	805.88	340.02	2,788.66	1,726.08
Deferred tax charge/ (credit)	83.16	(87.20)	101.96	(69.85)	74.66
<b>Total tax expense</b>	<b>463.52</b>	<b>718.68</b>	<b>441.98</b>	<b>2,718.81</b>	<b>1,800.74</b>
<b>Profit for the period</b>	<b>1,759.32</b>	<b>1,198.89</b>	<b>1,221.05</b>	<b>5,183.57</b>	<b>5,167.60</b>
<b>Other comprehensive income/(losses)</b>					
<i>Items that will not be reclassified subsequently to profit or loss</i>					
Remeasurements of defined benefit plans	(5.86)	19.92	(14.66)	20.97	39.08
Less: Income tax effect	1.47	(5.01)	3.69	(5.28)	(9.84)
<i>Items that will be reclassified subsequently to profit or loss</i>					
(i) Exchange differences in translating of foreign operations	1,351.68	301.93	39.96	2,726.84	376.24
(ii) Net gains/(losses) on effective portion of cash flow hedges	53.62	93.36	131.95	11.78	(74.76)
Less: Income tax effect	(13.50)	(23.49)	(33.21)	(2.96)	18.81
<b>Total other comprehensive income for the period (net of taxes)</b>	<b>1,387.41</b>	<b>386.71</b>	<b>127.73</b>	<b>2,751.35</b>	<b>349.53</b>
<b>Total comprehensive income for the period</b>	<b>3,146.73</b>	<b>1,585.60</b>	<b>1,348.78</b>	<b>7,934.92</b>	<b>5,517.13</b>
<b>Profit attributable to</b>					
Owners of the Company	1,759.32	1,198.89	1,221.05	5,183.57	5,167.60
<b>Profit for the period</b>	<b>1,759.32</b>	<b>1,198.89</b>	<b>1,221.05</b>	<b>5,183.57</b>	<b>5,167.60</b>
<b>Other comprehensive income attributable to</b>					
Owners of the Company	1,387.41	386.71	127.73	2,751.35	349.53
<b>Other comprehensive income for the period</b>	<b>1,387.41</b>	<b>386.71</b>	<b>127.73</b>	<b>2,751.35</b>	<b>349.53</b>
<b>Total comprehensive income attributable to</b>					
Owners of the Company	3,146.73	1,585.60	1,348.78	7,934.92	5,517.13
<b>Total comprehensive income for the period</b>	<b>3,146.73</b>	<b>1,585.60</b>	<b>1,348.78</b>	<b>7,934.92</b>	<b>5,517.13</b>
Paid up equity capital [Face value ₹ 2/- per share]	559.01	557.38	555.75	559.01	555.75
Other equity				40,571.65	34,226.53
<b>Earnings per equity share (face value ₹ 2/- per share) (not annualized for interim periods)</b>					
Basic (₹)	6.27	4.28	4.38	18.54	18.64
Diluted (₹)	6.24	4.26	4.34	18.50	18.48



*A. J. J.*

**Birlasoft Limited**

Registered Office: 35 & 36, Rajiv Gandhi Infotech Park, Phase I, MIDC, Hinjawadi, Pune - 411057  
Phone : +91 20 6652 5000 | secretarial@birlasoft.com | www.birlasoft.com | CIN : L72200PN1990PLC059594

**PART I**

**STATEMENT OF AUDITED CONSOLIDATED FINANCIAL RESULTS FOR THE QUARTER AND YEAR ENDED MARCH 31, 2026**

**Notes:**

- The above audited consolidated financial results have been reviewed by the Audit Committee and thereafter approved and taken on record by the Board of Directors at its meeting held on May 06, 2026. These audited consolidated financial results are prepared in accordance with the Indian Accounting Standards (referred to as "Ind AS") as prescribed under Section 133 of the Companies Act, 2013 read with Companies (Indian Accounting Standards) Rules, 2015 as amended from time to time.
- The Statutory Auditors of the Company have audited the above consolidated financial results of the Company for the year ended March 31, 2026. An unmodified opinion has been issued by them thereon.
- Standalone information:

₹ in million

Sr No	Particulars	Quarter ended			Year ended	
		March 31, 2026	December 31, 2025	March 31, 2025	March 31, 2026	March 31, 2025
		(Audited) (Refer note 7)	(Unaudited)	(Audited) (Refer note 7)	(Audited)	(Audited)
a	Revenue	7,558.40	7,495.95	6,325.02	28,220.03	26,578.83
b	Profit before exceptional item and tax	1,306.30	1,286.44	1,039.87	4,417.97	3,884.32
c	Exceptional item - Impact of New Labour Codes	-	406.88	-	406.88	-
d	Profit before tax	1,306.30	879.56	1,039.87	4,011.09	3,884.32
e	Net profit for the period	986.74	656.09	802.71	3,016.49	2,985.48
f	Other comprehensive income/(losses)	35.73	84.78	87.77	24.51	(26.71)
g	Total comprehensive income	1,022.47	740.87	890.48	3,041.00	2,958.77

- The results for the quarter and year ended March 31, 2026, are available on the Company's website at <https://www.birlasoft.com/company/investors/policies-reports-filings> and also on the website of BSE Limited at [www.bseindia.com](http://www.bseindia.com) and National Stock Exchange of India Limited at [www.nseindia.com](http://www.nseindia.com), where the shares of the Company are listed.
- Following items are disclosed on net basis in Other Income:

₹ in million

Particulars	Quarter ended			Year ended	
	March 31, 2026	December 31, 2025	March 31, 2025	March 31, 2026	March 31, 2025
	(Audited) (Refer note 7)	(Unaudited)	(Audited) (Refer note 7)	(Audited)	(Audited)
Exchange (loss)/ gain	(317.44)	(209.22)	(90.08)	(646.59)	(117.71)
Fair value gain/(loss) on financial assets (investments) at fair value through profit or loss	79.41	88.47	88.71	329.50	305.23

- On November 21, 2025, the Government of India notified provisions of the Code on Wages, 2019, the Industrial Relations Code, 2020, the Code on Social Security, 2020 and the Occupational Safety, Health and Working Conditions Code, 2020, ('Labour Codes') which consolidate twenty-nine existing labour laws into a unified framework governing employee benefits during employment and post-employment.  
  
The Group has assessed the financial implications of these changes which has resulted in an increase in gratuity liability arising from past service cost and an increase in leave liability aggregating to ₹ 406.88 million primarily due to changes in wage definition. Considering that the impact arising from the enactment of the new legislation is an event of a non-recurring nature, the Group has presented this incremental amount as "Impact of Labour Codes" under "Exceptional Item" in the Consolidated Financial Results for the year ended March 31, 2026.
- The figures for quarter ended March 31, 2026 and March 31, 2025, are arrived at, as difference between audited figures in respect of the full financial year and the unaudited published figures upto nine months of the relevant financial year.
- The Board of Directors have recommended final dividend of ₹ 4/- per equity share of face value of ₹ 2/- each. The payment of dividend is subject to the approval of the Members at the ensuing Annual General Meeting of the Company. The Company has paid an interim dividend of ₹ 2.5/- per equity share of face value of ₹ 2/- each during the quarter ended December 31, 2025.


On behalf of the Board of Directors  
For Birlasoft Limited



*Angan Guha*

**Angan Guha**  
CEO & Managing Director  
DIN: 09791436

Place: New Delhi  
Date: May 06, 2026



**Birlasoft Limited**

Registered Office: 35 & 36, Rajiv Gandhi Infotech Park, Phase I, MIDC, Hinjawadi, Pune - 411057  
Phone : +91 20 6652 5000 | secretarial@birlasoft.com | www.birlasoft.com | CIN : L72200PN1990PLC059594

**PART II**

**SEGMENT WISE REVENUE AND RESULTS**

₹ in million

Sr No	Particulars	Quarter ended			Year ended	
		March 31, 2026 (Audited)	December 31, 2025 (Unaudited)	March 31, 2025 (Audited)	March 31, 2026 (Audited)	March 31, 2025 (Audited)
1	<b>Revenue by Industry Practice</b>					
	Banking, Financial Services and Insurance	3,250.88	3,281.05	3,170.85	12,958.97	12,786.29
	Manufacturing	5,267.92	5,086.35	5,190.18	20,111.56	21,314.74
	Energy and Utilities	2,383.97	2,252.16	2,224.20	9,175.80	8,671.56
	Life Sciences & Services	2,583.48	2,855.76	2,583.65	10,853.25	10,979.80
	<b>Revenue from operations</b>	<b>13,486.25</b>	<b>13,475.32</b>	<b>13,168.88</b>	<b>53,099.58</b>	<b>53,752.39</b>
2	<b>Segment Results</b>					
	Banking, Financial Services and Insurance	1,027.92	1,010.77	839.01	3,853.45	3,409.41
	Manufacturing	1,480.67	1,541.88	1,086.73	5,317.05	4,244.90
	Energy and Utilities	939.78	896.76	745.80	3,516.83	2,652.68
	Life Sciences & Services	301.92	563.52	320.11	1,815.39	1,730.77
	<b>Total</b>	<b>3,750.29</b>	<b>4,012.93</b>	<b>2,991.65</b>	<b>14,502.72</b>	<b>12,037.76</b>
	Less:					
	- Finance costs	38.56	56.87	55.09	196.02	234.38
	- Exceptional Item - Impact of New Labour Codes (Refer note 6)	-	406.88	-	406.88	-
	- Other unallocable expenditure (net of unallocable income)	1,488.89	1,631.61	1,273.53	5,997.44	4,835.04
	<b>Profit before tax</b>	<b>2,222.84</b>	<b>1,917.57</b>	<b>1,663.03</b>	<b>7,902.38</b>	<b>6,968.34</b>

**Note :** Assets and liabilities are not identified to any reportable segment, since these are used interchangeably across segments and consequently, the management believes that it is not practicable or meaningful to provide segment disclosures relating to total assets and liabilities.


On behalf of the Board of Directors  
For Birlasoft Limited



*Angan Guha*

**Angan Guha**  
CEO & Managing Director  
DIN: 09791436

Place: New Delhi  
Date: May 06, 2026




**PART III**  
**CONSOLIDATED STATEMENT OF ASSETS AND LIABILITIES AS AT MARCH 31, 2026**

		<i>₹ in million</i>	
	Particulars	March 31, 2026 (Audited)	March 31, 2025 (Audited)
<b>A</b>	<b>ASSETS</b>		
<b>1</b>	<b>Non-current assets</b>		
a.	Property, plant and equipment	1,088.55	970.00
b.	Right-of-use assets	1,244.55	1,335.66
c.	Capital work-in-progress	18.45	48.86
d.	Goodwill	5,648.13	5,071.84
e.	Other intangible assets	363.51	61.45
f.	Intangible assets under development	-	176.33
g.	Financial assets		
	Investments	1,809.59	2,971.80
	Finance lease receivable	432.55	529.15
	Other financial assets	133.72	293.13
h.	Income tax assets (net)	635.61	335.05
i.	Deferred tax assets (net)	1,138.01	1,001.53
j.	Other non-current assets	978.85	196.75
		<b>13,491.52</b>	<b>12,991.55</b>
<b>2</b>	<b>Current assets</b>		
a.	Inventories	46.26	103.94
b.	Financial assets		
	Investments	19,904.52	14,570.56
	Trade receivables	12,125.33	9,801.60
	Cash and cash equivalents	4,260.34	3,270.84
	Bank balances other than cash and cash equivalents	398.94	1,177.98
	Finance lease receivable	245.12	181.98
	Other financial assets	29.81	67.12
c.	Other current assets	2,160.69	2,458.33
		<b>39,171.01</b>	<b>31,632.35</b>
	<b>TOTAL ASSETS</b>	<b>52,662.53</b>	<b>44,623.90</b>
<b>B</b>	<b>EQUITY AND LIABILITIES</b>		
	<b>Equity</b>		
a.	Equity share capital	559.01	555.75
b.	Other equity	40,571.65	34,226.53
	<b>Total equity</b>	<b>41,130.66</b>	<b>34,782.28</b>
	<b>Liabilities</b>		
<b>1</b>	<b>Non-current liabilities</b>		
a.	Financial liabilities		
	Borrowings	51.30	82.41
	Lease liabilities	1,053.71	1,037.80
	Trade payables		
	a) Total outstanding dues of micro enterprises and small enterprises	-	-
	b) Total outstanding dues of creditors other than micro enterprises and small enterprises	13.79	60.18
	Other financial liabilities	11.86	50.03
b.	Provisions	1,279.25	757.34
		<b>2,409.91</b>	<b>1,987.76</b>
<b>2</b>	<b>Current liabilities</b>		
a.	Financial liabilities		
	Borrowings	32.02	31.66
	Lease liabilities	270.38	358.10
	Trade payables		
	a) Total outstanding dues of micro enterprises and small enterprises	17.30	3.45
	b) Total outstanding dues of creditors other than micro enterprises and small enterprises	2,533.47	2,349.87
	Other financial liabilities	1,980.23	1,677.67
b.	Other current liabilities	3,172.65	2,566.14
c.	Provisions	753.54	671.94
d.	Income tax liabilities (net)	362.37	195.03
		<b>9,121.96</b>	<b>7,853.86</b>
	<b>Total Liabilities</b>	<b>11,531.87</b>	<b>9,841.62</b>
	<b>TOTAL EQUITY AND LIABILITIES</b>	<b>52,662.53</b>	<b>44,623.90</b>

On behalf of the Board of Directors  
For Birlasoft Limited

*Angan Guha*  
Angan Guha  
CEO & Managing Director  
DIN: 09791436

Place: New Delhi  
Date: May 06, 2026



**Birlasoft Limited**

Registered Office: 35 & 36, Rajiv Gandhi Infotech Park, Phase I, MIDC, Hinjawadi, Pune - 411057  
Phone : +91 20 6652 5000 | secretarial@birlasoft.com | www.birlasoft.com | CIN : L72200PN1990PLC059594

**PART IV**

**CONSOLIDATED STATEMENT OF CASH FLOWS FOR THE YEAR ENDED MARCH 31, 2026**


₹ in million

	Particulars	March 31, 2026 (Audited)	March 31, 2025 (Audited)
<b>A</b>	<b>CASH FLOW FROM OPERATING ACTIVITIES</b>		
	Profit before tax	7,902.38	6,968.34
	<b>Adjustments for</b>		
	(Profit)/Loss on sale/disposal of property, plant and equipment and intangible assets (net)	(28.72)	0.57
	Depreciation and amortisation expense	803.25	857.09
	Finance costs	196.02	234.38
	Interest income	(764.81)	(696.03)
	Gain on sale / redemption of mutual funds / bonds	(139.56)	(113.89)
	Fair value gain on financial assets (investments) at fair value through profit or loss	(329.50)	(305.23)
	Provision for doubtful debts and advances (net)	(275.58)	(73.25)
	Bad debts written off	170.05	122.74
	Liabilities written back	(24.12)	(42.17)
	Share based payment expenses	163.21	514.06
	Unrealized foreign exchange loss	1,019.25	142.80
	<b>Operating Profit before working capital changes</b>	<b>8,691.87</b>	<b>7,609.41</b>
	<b>Adjustments for changes in working capital:</b>		
	Decrease/(Increase) in inventories	57.68	(103.94)
	(Increase)/Decrease in trade receivables	(2,103.31)	505.94
	Decrease/(Increase) in finance lease receivable	89.76	(678.78)
	(Increase) in other financial assets and other assets	(483.27)	(70.13)
	Increase/(Decrease) in trade payables	150.43	(349.74)
	Increase in other financial liabilities, other liabilities and provisions	1,333.41	840.39
	<b>Cash generated from operations</b>	<b>7,736.57</b>	<b>7,753.15</b>
	Income taxes paid (net of refunds)	(2,927.16)	(1,877.94)
	<b>Net cash generated from operating activities (A)</b>	<b>4,809.41</b>	<b>5,875.21</b>
<b>B</b>	<b>CASH FLOW FROM INVESTING ACTIVITIES</b>		
	Purchase of property, plant and equipment and intangible assets (including net movement in capital work-in-progress, intangible assets under development and capital advances & payable with respect to property, plant & equipment and intangible assets)	(443.59)	(485.88)
	Proceeds from sale of property, plant and equipment and intangible assets	43.73	19.81
	Purchase of investments	(52,219.74)	(52,717.00)
	Sale/redemption of investments	49,644.63	49,100.73
	Interest received	521.58	471.32
	Bank deposits placed	(101.41)	(1,218.91)
	Proceeds from redemption of bank deposits	1,122.70	459.64
	<b>Net cash used in investing activities (B)</b>	<b>(1,432.10)</b>	<b>(4,370.29)</b>
<b>C</b>	<b>CASH FLOW FROM FINANCING ACTIVITIES</b>		
	Proceeds from issue of share capital and share application money	58.62	105.66
	Proceeds from long term borrowings	-	140.34
	Repayment of long term borrowings	(30.45)	(29.35)
	Payment of lease liabilities	(460.69)	(445.85)
	Dividend paid	(1,808.37)	(1,795.82)
	Interest and finance charges paid	(88.93)	(129.68)
	<b>Net cash used in financing activities (C)</b>	<b>(2,329.82)</b>	<b>(2,154.70)</b>
<b>D</b>	<b>Exchange differences on translation of foreign currency cash and cash equivalents (D)</b>	<b>(57.99)</b>	<b>(5.08)</b>
	<b>Net Increase/(Decrease) in cash and cash equivalents (A + B + C + D)</b>	<b>989.50</b>	<b>(654.86)</b>
	Cash and cash equivalents at end of the year	4,260.34	3,270.84
	Cash and cash equivalents at beginning of the year	3,270.84	3,925.70
	<b>Net Increase/(Decrease) in cash and cash equivalents</b>	<b>989.50</b>	<b>(654.86)</b>

**Note 1 :**  
Figures in brackets represent outflows of cash and cash equivalents.

**Note 2 :**  
The above Cash Flow Statement has been prepared under the indirect method as set out in the Indian Accounting Standard (Ind-AS) 7 on statement of cash flows.

On behalf of the Board of Directors  
For Birlasoft Limited



*Angan Guha*  
**Angan Guha**  
CEO & Managing Director  
DIN: 09791436

Place: New Delhi  
Date: May 06, 2026

**Independent Auditor's Report on the Quarterly and Year to Date Audited Standalone Financial Results of the Company Pursuant to the Regulation 33 of the SEBI (Listing Obligations and Disclosure Requirements) Regulations, 2015, as amended**

To  
**The Board of Directors of  
Birlasoft Limited**

**Report on the audit of the Standalone Financial Results****Opinion**

We have audited the accompanying statement of quarterly and year to date standalone financial results of **Birlasoft Limited** (the "Company") for the quarter ended March 31, 2026 and for the year ended March 31, 2026 ("Statement"), attached herewith, being submitted by the Company pursuant to the requirement of Regulation 33 of the SEBI (Listing Obligations and Disclosure Requirements) Regulations, 2015, as amended (the "Listing Regulations").

In our opinion and to the best of our information and according to the explanations given to us, the Statement:

- i. is presented in accordance with the requirements of the Listing Regulations in this regard; and
- ii. gives a true and fair view in conformity with the applicable accounting standards and other accounting principles generally accepted in India, of the net profit and other comprehensive income and other financial information of the Company for the quarter ended March 31, 2026 and for the year ended March 31, 2026.

**Basis for Opinion**

We conducted our audit in accordance with the Standards on Auditing (SAs) specified under section 143(10) of the Companies Act, 2013, as amended ("the Act"). Our responsibilities under those Standards are further described in the "Auditor's Responsibilities for the Audit of the Standalone Financial Results" section of our report. We are independent of the Company in accordance with the Code of Ethics issued by the Institute of Chartered Accountants of India together with the ethical requirements that are relevant to our audit of the financial statements under the provisions of the Act and the Rules thereunder, and we have fulfilled our other ethical responsibilities in accordance with these requirements and the Code of Ethics. We believe that the audit evidence obtained by us is sufficient and appropriate to provide a basis for our opinion.

**Management's Responsibilities for the Standalone Financial Results**

The Statement has been prepared on the basis of the standalone annual financial statements. The Board of Directors of the Company are responsible for the preparation and presentation of the Statement that gives a true and fair view of the net profit and other comprehensive income of the Company and other financial information in accordance with the applicable accounting standards prescribed under Section 133 of the Act read with relevant rules issued thereunder and other accounting principles generally accepted in India and in compliance with Regulation 33 of the Listing Regulations. This responsibility also includes maintenance of adequate accounting records in accordance with the provisions of the Act for safeguarding of the assets of the Company and for preventing and detecting frauds and other irregularities; selection and application of appropriate accounting policies; making judgments and estimates that are reasonable and prudent; and the design, implementation and maintenance of adequate internal financial controls, that were operating effectively for ensuring the accuracy and completeness of the accounting records, relevant to the preparation and presentation of the Statement that give a true and fair view and are free from material misstatement, whether due to fraud or error.



In preparing the Statement, the Board of Directors are responsible for assessing the Company's ability to continue as a going concern, disclosing, as applicable, matters related to going concern and using the going concern basis of accounting unless the Board of Directors either intends to liquidate the Company or to cease operations, or has no realistic alternative but to do so.

The Board of Directors are also responsible for overseeing the Company's financial reporting process.

#### **Auditor's Responsibilities for the Audit of the Standalone Financial Results**

Our objectives are to obtain reasonable assurance about whether the Statement as a whole is free from material misstatement, whether due to fraud or error, and to issue an auditor's report that includes our opinion. Reasonable assurance is a high level of assurance but is not a guarantee that an audit conducted in accordance with SAs will always detect a material misstatement when it exists. Misstatements can arise from fraud or error and are considered material if, individually or in the aggregate, they could reasonably be expected to influence the economic decisions of users taken on the basis of the Statement.

As part of an audit in accordance with SAs, we exercise professional judgment and maintain professional skepticism throughout the audit. We also:

- Identify and assess the risks of material misstatement of the Statement, whether due to fraud or error, design and perform audit procedures responsive to those risks, and obtain audit evidence that is sufficient and appropriate to provide a basis for our opinion. The risk of not detecting a material misstatement resulting from fraud is higher than for one resulting from error, as fraud may involve collusion, forgery, intentional omissions, misrepresentations, or the override of internal control.
- Obtain an understanding of internal control relevant to the audit in order to design audit procedures that are appropriate in the circumstances. Under Section 143(3)(i) of the Act, we are also responsible for expressing our opinion on whether the company has adequate internal financial controls with reference to financial statements in place and the operating effectiveness of such controls.
- Evaluate the appropriateness of accounting policies used and the reasonableness of accounting estimates and related disclosures made by the Board of Directors.
- Conclude on the appropriateness of the Board of Directors' use of the going concern basis of accounting and, based on the audit evidence obtained, whether a material uncertainty exists related to events or conditions that may cast significant doubt on the Company's ability to continue as a going concern. If we conclude that a material uncertainty exists, we are required to draw attention in our auditor's report to the related disclosures in the financial results or, if such disclosures are inadequate, to modify our opinion. Our conclusions are based on the audit evidence obtained up to the date of our auditor's report. However, future events or conditions may cause the Company to cease to continue as a going concern.
- Evaluate the overall presentation, structure and content of the Statement, including the disclosures, and whether the Statement represents the underlying transactions and events in a manner that achieves fair presentation.

We communicate with those charged with governance regarding, among other matters, the planned scope and timing of the audit and significant audit findings, including any significant deficiencies in internal control that we identify during our audit.

We also provide those charged with governance with a statement that we have complied with relevant ethical requirements regarding independence, and to communicate with them all relationships and other matters that may reasonably be thought to bear on our independence, and where applicable, related safeguards.




The Statement includes the results for the quarter ended March 31, 2026 being the balancing figure between the audited figures in respect of the full financial year ended March 31, 2026 and the published unaudited year-to-date figures up to the third quarter of the current financial year, which were subjected to a limited review by us, as required under the Listing Regulations.

**For SRBC & CO LLP**

Chartered Accountants

ICAI Firm Registration Number: 324982E/E300003



per Sumit Kumar Agrawal

Partner

Membership No.: 135859




UDIN: 26135859FYGSDH9679

Place : New Delhi

Date May 06, 2026

<b>Birlasoft Limited</b>					
Registered Office : 35 & 36, Rajiv Gandhi Infotech Park, Phase-I, MIDC, Hinjawadi, Pune - 411057 Phone : +91 20 6652 5000   secretarial@birlasoft.com   www.birlasoft.com   CIN : L72200PN1990PLC059594					
<b>PART I</b>					
<b>STATEMENT OF AUDITED STANDALONE FINANCIAL RESULTS FOR THE QUARTER AND YEAR ENDED MARCH 31, 2026</b>					
<b>₹ in million (except per share data)</b>					
Particulars	Quarter ended			Year ended	
	March 31, 2026 (Audited) (Refer note 7)	December 31, 2025 (Unaudited)	March 31, 2025 (Audited) (Refer note 7)	March 31, 2026 (Audited)	March 31, 2025 (Audited)
Revenue from operations	7,558.40	7,495.95	6,325.02	28,220.03	26,578.83
Other income (net) (Refer note 5)	118.81	34.32	722.79	846.78	1,369.28
<b>Total Income</b>	<b>7,677.21</b>	<b>7,530.27</b>	<b>7,047.81</b>	<b>29,066.81</b>	<b>27,948.11</b>
<b>Expenses</b>					
Purchases of equipment and software licences	0.80	-	-	2.57	732.65
Change in inventories of equipment	0.76	0.84	101.93	14.13	(17.92)
Employee benefits expense	4,781.61	4,815.57	4,753.06	19,051.15	18,880.88
Finance costs	21.78	21.43	21.21	90.70	85.56
Depreciation and amortisation expense	154.71	162.95	182.71	655.46	730.38
Other expenses	1,411.25	1,243.04	949.03	4,834.83	3,652.24
<b>Total expenses</b>	<b>6,370.91</b>	<b>6,243.83</b>	<b>6,007.94</b>	<b>24,648.84</b>	<b>24,063.79</b>
<b>Profit before exceptional items and tax</b>	<b>1,306.30</b>	<b>1,286.44</b>	<b>1,039.87</b>	<b>4,417.97</b>	<b>3,884.32</b>
<b>Exceptional item -</b>					
Impact of New Labour Codes (Refer note 6)	-	406.88	-	406.88	-
<b>Profit before tax</b>	<b>1,306.30</b>	<b>879.56</b>	<b>1,039.87</b>	<b>4,011.09</b>	<b>3,884.32</b>
<b>Tax expense</b>					
Current tax	313.96	194.61	214.54	994.69	903.53
Deferred tax (credit)/charge	5.60	28.86	22.62	(0.09)	(4.69)
<b>Total tax expense</b>	<b>319.56</b>	<b>223.47</b>	<b>237.16</b>	<b>994.60</b>	<b>898.84</b>
<b>Profit for the period</b>	<b>986.74</b>	<b>656.09</b>	<b>802.71</b>	<b>3,016.49</b>	<b>2,985.48</b>
<b>Other comprehensive (losses)/income</b>					
<i>Items that will not be reclassified subsequently to profit or loss</i>					
Remeasurements of defined benefit plans	(5.86)	19.92	(14.66)	20.97	39.08
Less: Income tax effect	1.47	(5.01)	3.69	(5.28)	(9.84)
<i>Items that will be reclassified subsequently to profit or loss</i>					
Net gains/(losses) on effective portion of cash flow hedges	53.62	93.36	131.95	11.78	(74.76)
Less: Income tax effect	(13.50)	(23.49)	(33.21)	(2.96)	18.81
<b>Total other comprehensive income/ (losses) for the period (net of taxes)</b>	<b>35.73</b>	<b>84.78</b>	<b>87.77</b>	<b>24.51</b>	<b>(26.71)</b>
<b>Total comprehensive income for the period</b>	<b>1,022.47</b>	<b>740.87</b>	<b>890.48</b>	<b>3,041.00</b>	<b>2,958.77</b>
Paid up equity capital [Face value ₹ 2/- per share]	559.01	557.38	555.75	559.01	555.75
Other equity				17,360.10	15,908.90
<b>Earnings per equity share (face value ₹ 2/- per share) (Not annualized for interim periods)</b>					
Basic (₹)	3.52	2.34	2.88	10.79	10.77
Diluted (₹)	3.50	2.33	2.85	10.76	10.68



*A. Ingle*

**Birlasoft Limited**

Registered Office : 35 & 36, Rajiv Gandhi Infotech Park, Phase-I, MIDC, Hinjawadi, Pune - 411057  
Phone : +91 20 6652 5000 | secretarial@birlasoft.com | www.birlasoft.com | CIN : L72200PN1990PLC059594

**PART I**

**STATEMENT OF AUDITED STANDALONE FINANCIAL RESULTS FOR THE QUARTER AND YEAR ENDED MARCH 31, 2026**

**Notes:**

- The above audited standalone financial results have been reviewed by the Audit Committee and thereafter approved and taken on record by the Board of Directors at its meeting held on May 06, 2026. These audited standalone financial results are prepared in accordance with the Indian Accounting Standards (referred to as "Ind AS") as prescribed under Section 133 of the Companies Act, 2013 read with Companies (Indian Accounting Standards) Rules, 2015 as amended from time to time.
- The Statutory Auditors of the Company have audited the above standalone financial results of the Company for the quarter and year ended March 31, 2026. An unmodified opinion has been issued by them thereon.
- The results for the quarter and year ended March 31, 2026, are available on the Company's website at <https://www.birlasoft.com/company/investors/policies-reports-filings> and also on the website of BSE Limited at [www.bseindia.com](http://www.bseindia.com) and National Stock Exchange of India Limited at [www.nseindia.com](http://www.nseindia.com), where the shares of the Company are listed.
- Where financial results contain both consolidated financial results and standalone financial results of the parent, segment information is required to be presented only in the consolidated financial results. Accordingly, segment information has been presented in the consolidated financial results.
- Following items are disclosed on net basis in Other Income:

₹ in million

Particulars	Quarter ended			Year ended	
	March 31, 2026	December 31, 2025	March 31, 2025	March 31, 2026	March 31, 2025
	(Audited) (Refer note 7)	(Unaudited)	(Audited) (Refer note 7)	(Audited)	(Audited)
Exchange (loss)/gain	(184.26)	(189.71)	(118.01)	(413.40)	(70.44)
Fair value gain/(loss) on financial assets (investments) at fair value through profit or loss	(27.14)	1.82	5.49	(29.09)	11.43

- On November 21, 2025, the Government of India notified provisions of the Code on Wages, 2019, the Industrial Relations Code, 2020, the Code on Social Security, 2020 and the Occupational Safety, Health and Working Conditions Code, 2020, ('Labour Codes') which consolidate twenty-nine existing labour laws into a unified framework governing employee benefits during employment and post-employment. The Company has assessed the financial implications of these changes which has resulted in an increase in gratuity liability arising from past service cost and an increase in leave liability aggregating to ₹ 406.88 million primarily due to changes in wage definition. Considering that the impact arising from the enactment of the new legislation is an event of a non-recurring nature, the Company has presented this incremental amount as "Impact of Labour Codes" under "Exceptional Item" in the Standalone Financial Result for the year ended March 31, 2026.
- The figures for quarter ended March 31, 2026 and March 31, 2025, are arrived at, as difference between audited figures in respect of the full financial year and the unaudited published figures upto nine months of the relevant financial year.
- The Board of Directors have recommended final dividend of ₹ 4/- per equity share of face value of ₹ 2/- each. The payment of dividend is subject to the approval of the Members at the ensuing Annual General Meeting of the Company. The Company has paid an interim dividend of ₹ 2.5/- per equity share of face value of ₹ 2/- each during the quarter ended .

On behalf of the Board of Directors  
For Birlasoft Limited



*Angan Guha*

**Angan Guha**  
CEO & Managing Director  
DIN: 09791436

Place: New Delhi  
Date: May 06, 2026



**Birlasoft Limited**

Registered Office : 35 & 36, Rajiv Gandhi Infotech Park, Phase-I, MIDC, Hinjawadi, Pune - 411057  
Phone : +91 20 6652 5000 |secretarial@birlasoft.com | www.birlasoft.com | CIN : L72200PN1990PLC059594


**PART II**

**STANDALONE STATEMENT OF ASSETS AND LIABILITIES AS AT MARCH 31, 2026**

₹ in million

Particulars	March 31, 2026 (Audited)	March 31, 2025 (Audited)
<b>A ASSETS</b>		
<b>1 Non-current assets</b>		
a. Property, plant and equipment	971.91	847.21
b. Right of use asset	926.46	974.68
c. Capital work in progress	0.58	24.00
d. Other Intangible assets	363.51	61.45
e. Intangible assets under development	-	176.33
f. Financial assets		
Investment	5,472.93	6,635.14
Finance lease receivable	173.52	262.74
Other financial assets	122.72	97.58
g. Income tax assets (net)	102.52	141.17
h. Deferred tax assets (net)	417.65	420.52
i. Other non-current assets	615.38	18.11
	<b>9,167.18</b>	<b>9,658.93</b>
<b>2 Current assets</b>		
a. Inventories	3.79	17.92
b. Financial assets		
Investments	6,504.37	6,220.87
Trade receivables	7,382.75	2,541.44
Cash and cash equivalents	715.13	660.63
Bank balances other than cash and cash equivalents	140.51	1,078.13
Finance lease receivable	67.31	39.92
Other financial assets	66.91	190.74
c. Other current assets	1,151.01	1,234.13
	<b>16,031.78</b>	<b>11,983.78</b>
<b>TOTAL ASSETS</b>	<b>25,198.96</b>	<b>21,642.71</b>
<b>B EQUITY AND LIABILITIES</b>		
<b>Equity</b>		
a. Equity share capital	559.01	555.75
b. Other equity	17,360.10	15,908.90
	<b>17,919.11</b>	<b>16,464.65</b>
<b>Liabilities</b>		
<b>1 Non-current liabilities</b>		
a. Financial liabilities		
Borrowings	51.30	82.41
Lease Liabilities	771.34	741.84
Other financial liabilities	5.71	22.51
b. Provisions	1,274.92	753.83
	<b>2,103.27</b>	<b>1,600.59</b>
<b>2 Current liabilities</b>		
a. Financial liabilities		
Borrowings	32.02	31.66
Lease Liabilities	187.67	253.39
Trade payables		
a) Outstanding dues of micro enterprises and small enterprises	17.30	3.45
b) Outstanding dues of creditors other than micro enterprises and small enterprises	2,065.03	1,037.50
Other financial liabilities	1,889.42	1,372.85
b. Other current liabilities	365.86	500.29
c. Provisions	340.90	240.80
d. Income tax liabilities (net)	278.38	137.53
	<b>5,176.58</b>	<b>3,577.47</b>
<b>Total Liabilities</b>	<b>7,279.85</b>	<b>5,178.06</b>
<b>TOTAL EQUITY AND LIABILITIES</b>	<b>25,198.96</b>	<b>21,642.71</b>

Place: New Delhi  
Date: May 06, 2026



On behalf of the Board of Directors  
For Birlasoft Limited

*Angan Guha*  
Angan Guha  
CEO & Managing Director  
DIN: 09791436

**Birlasoft Limited**

Registered Office : 35 & 36, Rajiv Gandhi Infotech Park, Phase-I, MIDC, Hinjawadi, Pune - 411057  
Phone : +91 20 6652 5000 | secretarial@birlasoft.com | www.birlasoft.com | CIN : L72200PN1990PLC059594

**PART III**

**STANDALONE STATEMENT OF CASH FLOWS FOR THE YEAR ENDED MARCH 31, 2026**

		₹ in million	
Particulars		March 31, 2026 (Audited)	March 31, 2025 (Audited)
<b>A</b>	<b>CASH FLOW FROM OPERATING ACTIVITIES</b>		
	Profit before tax	4,011.09	3,884.32
	<b>Adjustments for</b>		
	(Profit) on sale/Disposal of property, plant and equipment and intangible assets (net)	(29.58)	(5.81)
	Depreciation and amortisation expenses	655.46	730.38
	Finance Cost	90.70	85.56
	Interest income	(663.20)	(621.16)
	Dividend income	(445.89)	(655.28)
	Gain on sale/redemption of mutual funds	(139.56)	(113.89)
	Fair value (gain)/ loss on financial assets (investments) at fair value through profit or loss	29.09	(11.43)
	Provision for doubtful debts and advances (net)	(93.39)	(43.33)
	Bad debts written off	38.89	107.53
	Liabilities written back	(9.17)	(5.63)
	Share based payment expenses	163.48	328.80
	Unrealised foreign exchange loss	95.96	(17.14)
	<b>Operating Profit before working capital changes</b>	<b>3,703.88</b>	<b>3,662.92</b>
	<b>Adjustments for changes in working capital:</b>		
	Decrease/(Increase) in Inventory	14.13	(17.92)
	(Increase)/Decrease in trade receivables	(4,934.40)	956.71
	Decrease/(Increase) in finance lease receivable	87.67	(284.11)
	(Increase)/Decrease in other financial assets and other assets	(408.04)	57.21
	Increase/(Decrease) in trade Payables	1,091.06	(1,026.91)
	Increase in other financial liabilities, other liabilities and provisions	831.88	33.44
	<b>Cash generated from operations</b>	<b>386.18</b>	<b>3,381.34</b>
	Income taxes paid (net of refunds)	(820.47)	(922.18)
	<b>Net cash (used in)/ generated from operating activities (A)</b>	<b>(434.29)</b>	<b>2,459.16</b>
<b>B</b>	<b>CASH FLOW FROM INVESTING ACTIVITIES</b>		
	Purchase of property, plant and equipment and intangible assets (including net movement in capital work in progress, intangible assets under development, capital advances and payables in respect of Property, Plant and equipment and intangible assets)	(444.92)	(411.27)
	Proceeds from sale of property, plant and equipment and intangible assets	43.69	19.69
	Purchase of other investments	(28,073.18)	(27,434.98)
	Sale/redemption of investments	29,251.44	27,109.27
	Interest received	450.42	410.25
	Dividend received	445.89	655.28
	Bank deposits placed	(101.41)	(1,029.76)
	Proceeds from redemption of bank deposits	1,037.21	274.86
	<b>Net cash generated/ (used in) investing activities (B)</b>	<b>2,609.14</b>	<b>(406.66)</b>
<b>C</b>	<b>CASH FLOW FROM FINANCING ACTIVITIES</b>		
	Proceeds from issue of share capital and share application money	58.62	105.66
	Proceeds from long term borrowings	-	140.34
	Repayment of long term borrowings	(30.45)	(29.35)
	Payment of lease liabilities	(333.05)	(338.17)
	Dividend paid	(1,808.37)	(1,795.82)
	Interest and finance charges paid	(9.10)	(7.87)
	<b>Net cash used in financing activities (C)</b>	<b>(2,122.35)</b>	<b>(1,925.21)</b>
<b>D</b>	<b>Exchange differences on translation of foreign currency cash and cash equivalents (D)</b>	<b>2.00</b>	<b>1.13</b>
	<b>Net Increase in cash and cash equivalents (A + B + C + D)</b>	<b>54.50</b>	<b>128.42</b>
	Cash and cash equivalents at end of the year	715.13	660.63
	Cash and cash equivalents at beginning of the year	660.63	532.21
	<b>Net increase in cash and cash equivalents</b>	<b>54.50</b>	<b>128.42</b>

**Note 1:**  
Figures in brackets represent outflows of cash and cash equivalents.

**Note 2:**  
The above Cash Flow Statement has been prepared under the indirect method as set out in Indian Accounting Standard (Ind-AS) 7 on Statement of cash flows.


On behalf of the Board of Directors  
For Birlasoft Limited



*Angan Guha*

**Angan Guha**  
CEO & Managing Director  
DIN: 09791436

Place: New Delhi  
Date: May 06, 2026



May 6, 2026

**BSE Limited**  
Phiroze Jeejeebhoy Towers,  
Dalal Street,  
Mumbai - 400001.

**National Stock Exchange of India Limited,**  
Exchange Plaza, C/1, G Block,  
Bandra - Kurla Complex, Bandra (E),  
Mumbai - 400051.

**Scrip ID:** BSOFT  
**Scrip Code:** 532400

**Symbol:** BSOFT  
**Series:** EQ

**Kind Attn:** The Manager,  
Department of Corporate Services

**Kind Attn:** The Manager,  
Listing Department

**Subject:** - Declaration pursuant to Regulation 33(3)(d) of the Securities and Exchange Board of India (Listing Obligations and Disclosure Requirements) Regulations, 2015 [the SEBI (LODR) Regulations, 2015].

Dear Sir/Madam,

We, **Angan Guha - CEO & Managing Director** and **Chandrasekar Thyagarajan - Chief Financial Officer** of Birlasoft Limited, having its Registered Office at 35 & 36, Rajiv Gandhi Infotech Park, Phase - I, MIDC, Hinjawadi, Pune - 411057, India, hereby declare that, the Statutory Auditors of the Company, S R B C & Co. LLP (FRN: 324982E/E300003) have issued Audit Reports with unmodified opinion on the Audited Financial Results of the Company (Standalone & Consolidated), for the quarter and year ended March 31, 2026.

This declaration is given in compliance with Regulation 33(3)(d) of the SEBI (LODR) Regulations, 2015 and Circular No. CIR/CFD/CMD/56/2016, dated May 27, 2016.

Thanking you.

Yours faithfully,

For **Birlasoft Limited**



Angan Guha  
CEO & Managing Director



Chandrasekar Thyagarajan  
Chief Financial Officer

**Birlasoft Limited**

Registered Office: 35 & 36, Rajiv Gandhi Infotech Park, Phase - I, MIDC, Hinjawadi, Pune (MH) 411057, India  
Tel: +91 20 6652 5000 | contactus@birlasoft.com | [www.birlasoft.com](http://www.birlasoft.com)

CIN: L72200PN1990PLC059594