



SUPRIYA LIFESCIENCE LTD.

Creating true values that bind global health

May 27, 2026

To,

BSE Limited
Phiroze Jeejeebhoy Towers,
Dalal Street,
Mumbai- 400 001
Scrip Code: 543434

National Stock Exchange of India Limited
Exchange Plaza, Plot no. C/1, G Block,
Bandra-Kurla Complex
Bandra (E), Mumbai - 400 051
NSE Symbol: SUPRIYA

Dear Sir/Madam,

Subject: Investor Presentation.

Further to our Letter dated May 23, 2026, we are enclosing herewith Investor Presentation with respect to Audited Financial Results of the Company for the quarter and year ended on March 31, 2026.

Kindly take the information on record.

Thanking you,

For Supriya Lifescience Limited

Prachi Sathe
Company Secretary & Compliance Officer

Corporate office : 207/208, Udyog Bhavan, Sonawala Road, Goregaon (East), Mumbai – 400 063. Maharashtra, India.
Tel: +91 22 40332727 / 66942507 Fax : +91 22 26860011 GSTIN: 27AALCS8686A1ZX
CIN: L51900MH2008PLC180452 E-mail: supriya@supriyalifescience.com Website: www.supriyalifescience.com

Factory : A-5/2, Lote Parshuram Industrial Area, M.I.D.C. Tal.– Khed, Dist. – Ratnagiri, Pin :415 722, Maharashtra, India.
Tel: +91 2356 272299 Fax: +91 2356 272178 E-mail: factory@supriyalifescience.com

GOVT. RECOGNISED EXPORT HOUSE



**SUPRIYA
LIFESCIENCE LTD.**



SUPRIYA LIFESCIENCE LTD.

Q4FY26 Investor Presentation

This presentation and the accompanying slides (the “Presentation”), which have been prepared by **Supriya Lifescience Limited** (the “Company”), have been prepared solely for information purposes and do not constitute any offer, recommendation or invitation to purchase or subscribe for any securities, and shall not form the basis or be relied on in connection with any contract or binding commitment whatsoever. No offering of securities of the Company will be made except by means of a statutory offering document containing detailed information about the Company.

This Presentation has been prepared by the Company based on information and data which the Company considers reliable, but the Company makes no representation or warranty, express or implied, whatsoever, and no reliance shall be placed on, the truth, accuracy, completeness, fairness and reasonableness of the contents of this Presentation. This Presentation may not be all inclusive and may not contain all of the information that you may consider material. Any liability in respect of the contents of, or any omission from, this Presentation is expressly excluded

Certain matters discussed in this Presentation may contain statements regarding the Company’s market opportunity and business prospects that are individually and collectively forward-looking statements. Such forward-looking statements are not guarantees of future performance and are subject to known and unknown risks, uncertainties and assumptions that are difficult to predict. These risks and uncertainties include, but are not limited to, the performance of the Indian economy and of the economies of various international markets, the performance of the industry in India and world-wide, competition, the company’s ability to successfully implement its strategy, the Company’s future levels of growth and expansion, technological implementation, changes and advancements, changes in revenue, income or cash flows, the Company’s market preferences and its exposure to market risks, as well as other risks. The Company’s actual results, levels of activity, performance or achievements could differ materially and adversely from results expressed in or implied by this Presentation. The Company assumes no obligation to update any forward-looking information contained in this Presentation. Any forward-looking statements and projections made by third parties included in this Presentation are not adopted by the Company and the Company is not responsible for such third-party statements and projections.

All Maps used in the presentation are not to scale. All data, information, and maps are provided "as is" without warranty or any representation of accuracy, timeliness or completeness.

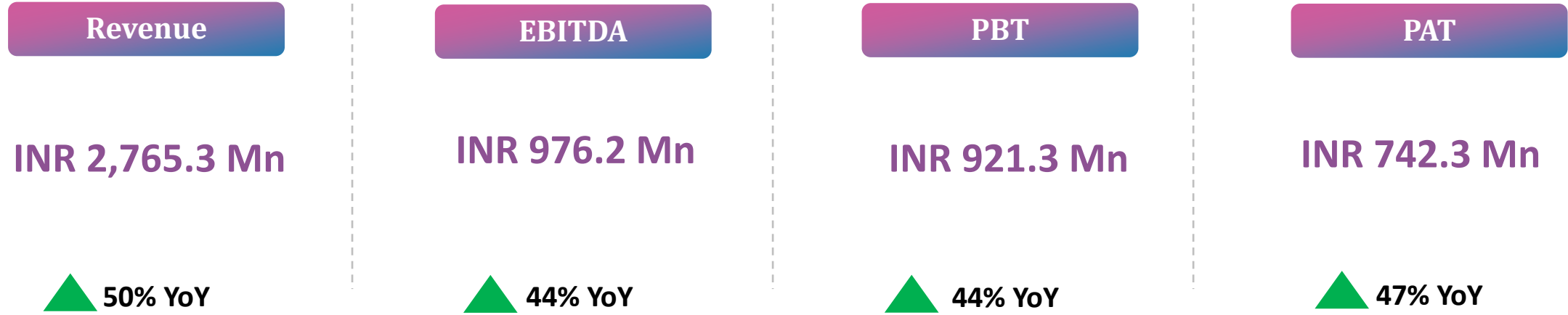


Q4 FY26 Highlights



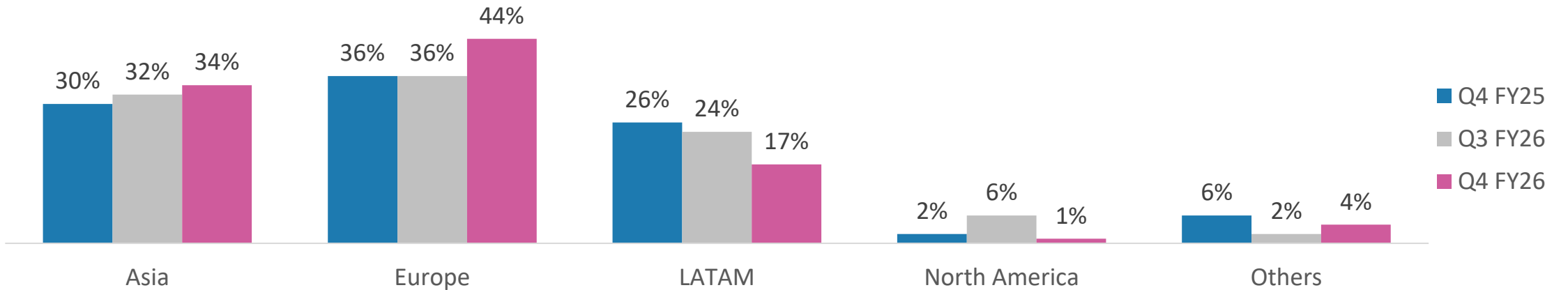
**SUPRIYA
LIFESCIENCE LTD.**

Quarterly



Regional Performance

Business Mix Revenue Contribution - By Region

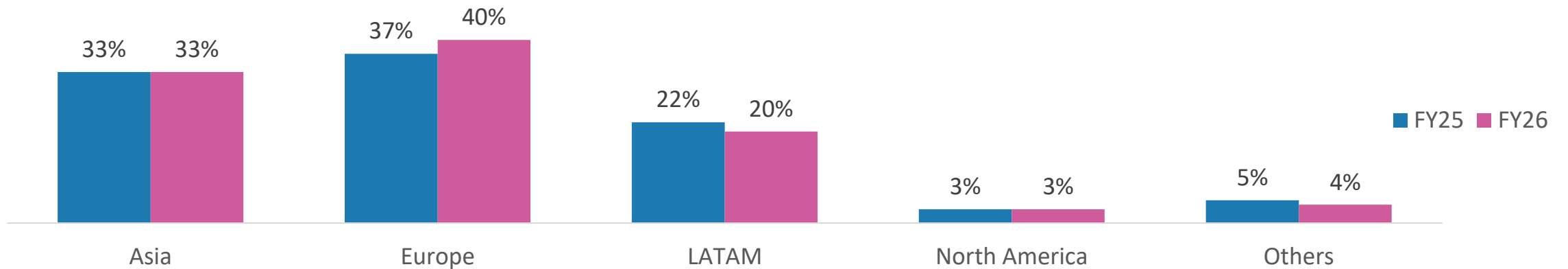


Quarterly



Regional Performance

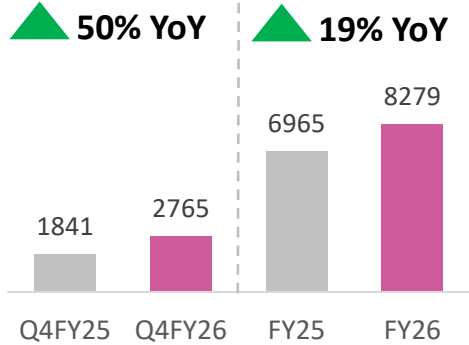
Business Mix Revenue Contribution - By Region



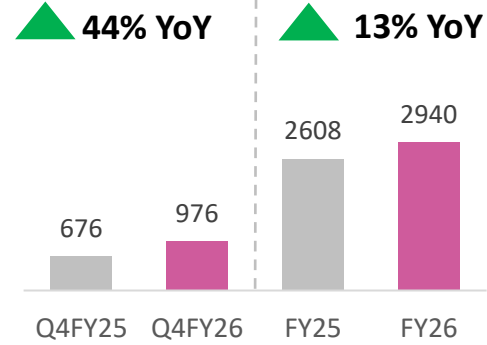
Q4 & FY26 - Y-o-Y Highlights

(INRMn)

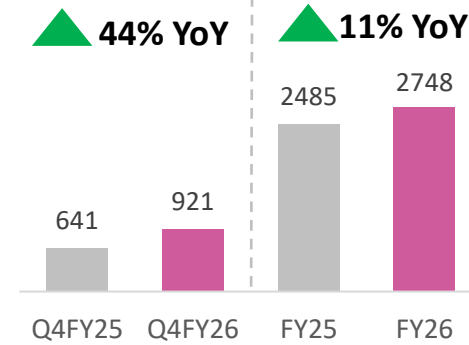
Revenue



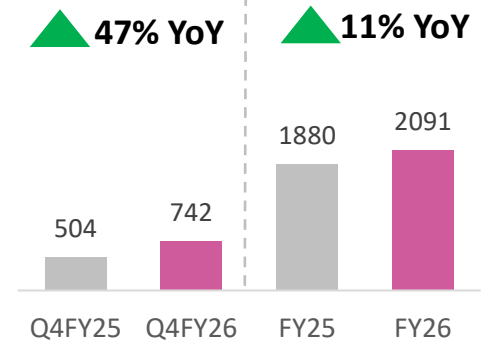
EBITDA



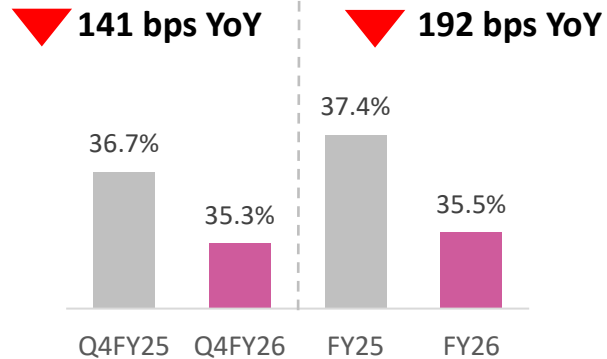
PBT



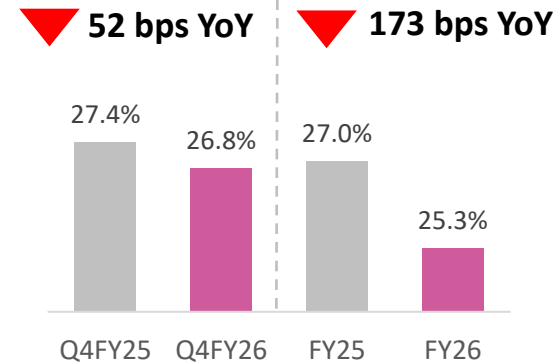
PAT



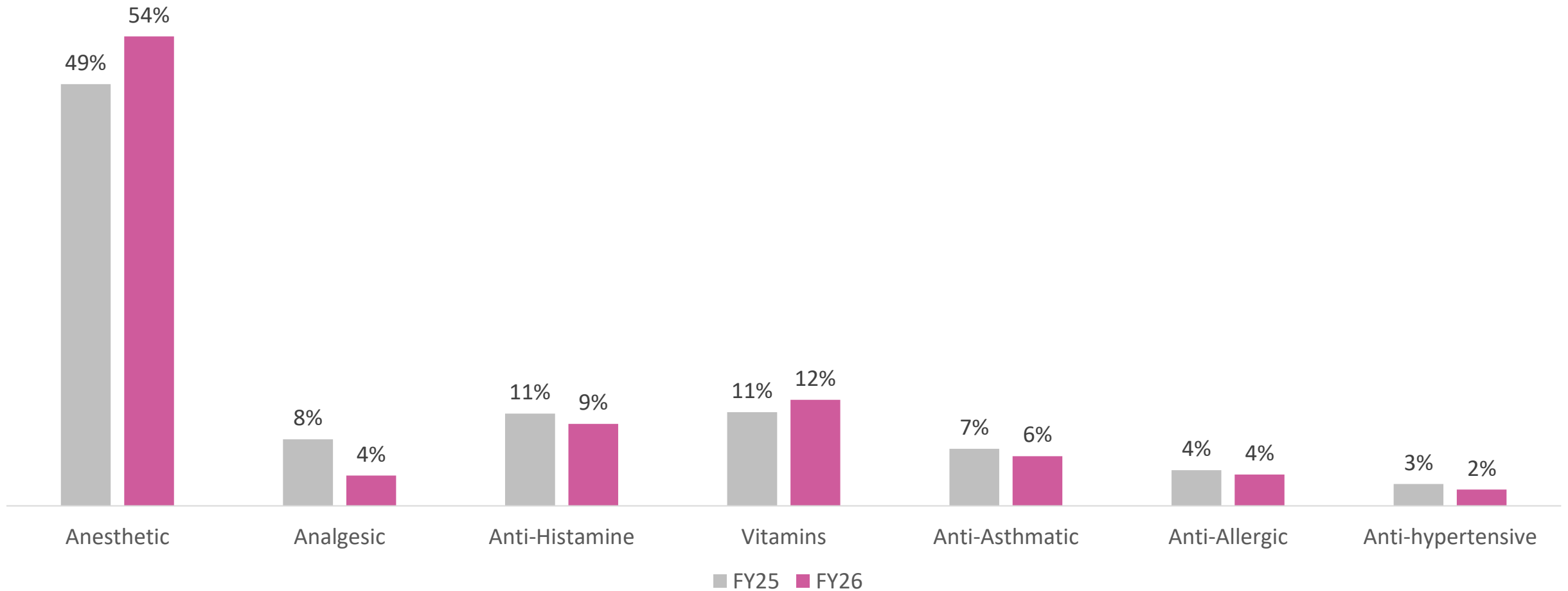
EBITDA Margins



PAT Margins



Performance of the Top Therapeutic Areas



Profit & Loss Statement

Particulars (in INR Mn)	Q4 FY26	Q4 FY25	Y-o-Y	Q3 FY26	Q-o-Q	FY26	FY25	Y-o-Y
Revenue from Operations	2,765.3	1,841.1	50.2%	2,064.4	34.0%	8,278.7	6,964.8	18.9%
Cost of Goods Sold	1053.3	548.3	92.1%	612.0	72.1%	2,540.3	2,111.8	20.3%
Employee Benefits Expense	248.2	209.8	18.3%	246.9	0.5%	966.8	805.2	20.1%
Other Expenses	487.7	407.2	19.8%	484.6	0.6%	1,831.2	1,439.9	27.2%
EBITDA	976.2	675.8	44.4%	720.8	35.4%	2,940.5	2,607.9	12.8%
EBITDA %	35.3%	36.7%	- 141 bps	34.9%	38 bps	35.5%	37.4%	-192 bps
Other Income	34.8	29.7	16.9%	26.1	33.2%	114.9	98.1	17.0%
Depreciation and Amortisation Expense	85.0	60.8	39.8%	68.2	24.6%	284.1	204.4	39.0%
EBIT	926.0	644.8	43.6%	678.7	36.4%	2,771.3	2,501.6	10.8%
Finance Costs	4.7	4.2	12.1%	4.9	-5.1%	18.9	16.9	12.0%
Exceptional Items	-	-	-	4.6	-	4.6	-	-
PBT	921.3	640.6	43.8%	669.2	37.7%	2,747.8	2,484.8	10.6%
Total Tax Expense	179.0	136.8	30.9%	172.5	3.8%	656.6	605.2	8.5%
Profit for the year	742.3	503.7	47.4%	496.8	49.4%	2,091.2	1,879.6	11.3%
PAT %	26.8%	27.4%	-52 bps	24.1%	278 bps	25.3%	27.0%	-173 bps
EPS (INR)	9.22	6.29		6.17		25.98	23.35	

Balance Sheet

Assets	FY25	FY26
Non-current assets		
(i) Property, plant and equipment	4,468	6,833
(ii) Right to Use Asset	46	45
(iii) Capital Work in progress	1,480	355
(iv) Intangible Assets	14	13
(v) Financial Assets		
-Investments	632	985
-Loans and Advances	-	-
(vi) Other Non- Current Assets	112	16
Total Non-current assets	6,753	8,248
Current assets		
(i) Inventories	1,183	1,596
(ii) Financial Assets		
-Trade receivables	1,344	2,194
-Cash and cash equivalents	761	375
-Bank balances other than above	31	413
-Other financial Assets	7	-
-Loans and Advances	9	6
(iii) Other current assets	1,035	738
Total Current Assets	4,370	5,323
TOTAL ASSETS	11,123	13,571

Equity and Liabilities	FY25	FY26
Equity		
(i) Equity share capital	161	161
(ii) Other equity	9,807	11,816
Total Equity	9,968	11,977
Non-current liabilities		
(i) Financial Liabilities		
-Borrowings	-	-
-Lease Liabilities	51	52
-Other financial liabilities	-	-
(ii) Provisions	13	19
(iii) Deferred tax Liabilities	270	312
Total Non-Current Liabilities	334	383
Current liabilities		
(i) Financial liabilities		
-Borrowings	-	-
-Lease Liabilities	3	2
-Trade payables	745	1,108
-Other financial liabilities	18	20
(iii) Provisions	12	17
(ii) Other current liabilities	43	62
Total Current Liabilities	822	1,210
TOTAL EQUITY AND LIABILITIES	11,123	13,571



Company Overview



**SUPRIYA
LIFESCIENCE LTD.**

Global leader in Anti-histamines, Anti-Allergic, Vitamins, Anti-Asthmatics & Anesthetics

40+ APIs

Niche product basket

120+ Countries

Diversified operations with presence

35,000 Sq.mts

Manufacturing facility spread across

932 KLPD

Reactor capacity

WHO-GMP, Written Confirmation, ISO, Halal, Indonesian Halal. Fami QS

40+

Years of excellence in manufacturing

82%

FY26 Revenue from exports

1,500+

customers



4 Times approved



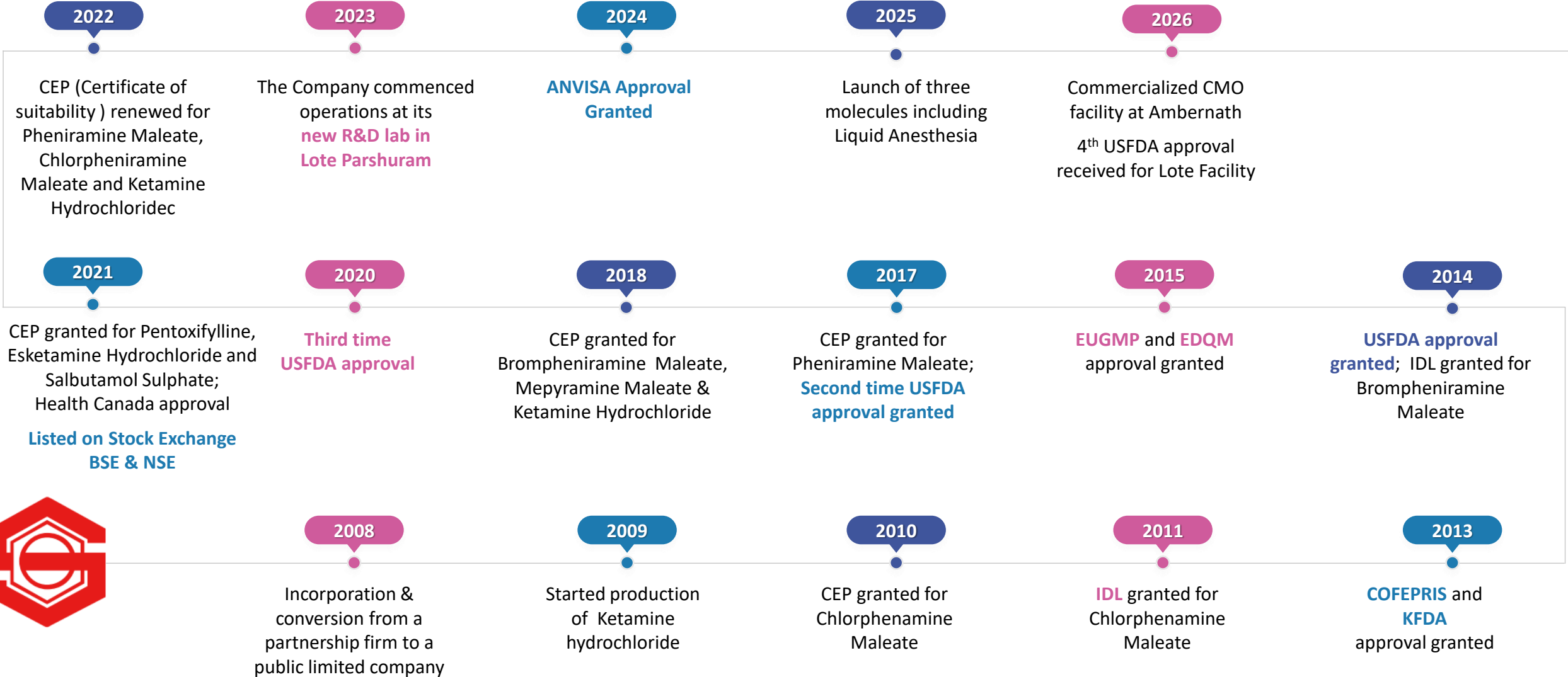
2 times approved



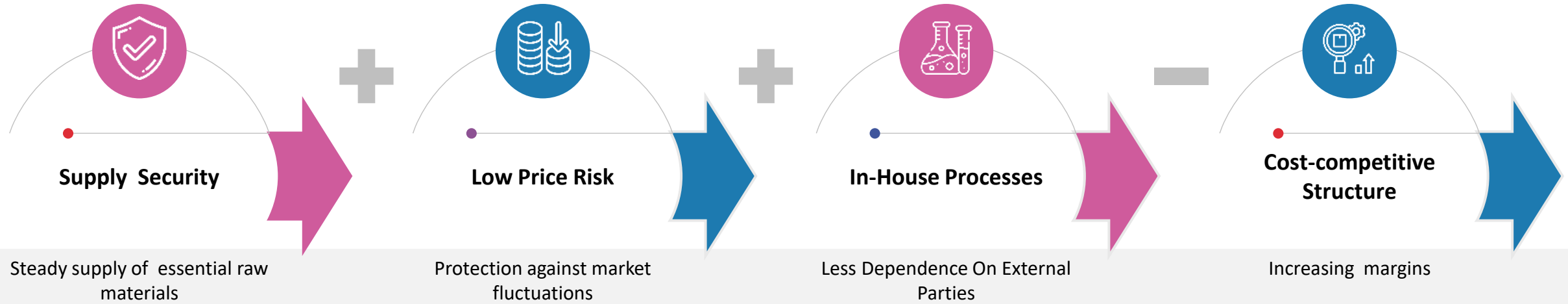
2 Times approved



Journey So Far



Backward Integrated Business Model



20 products are backward integrated* in following therapies

Anesthetics

Anti-Asthmatic

Anti-Histamine

Decongestant

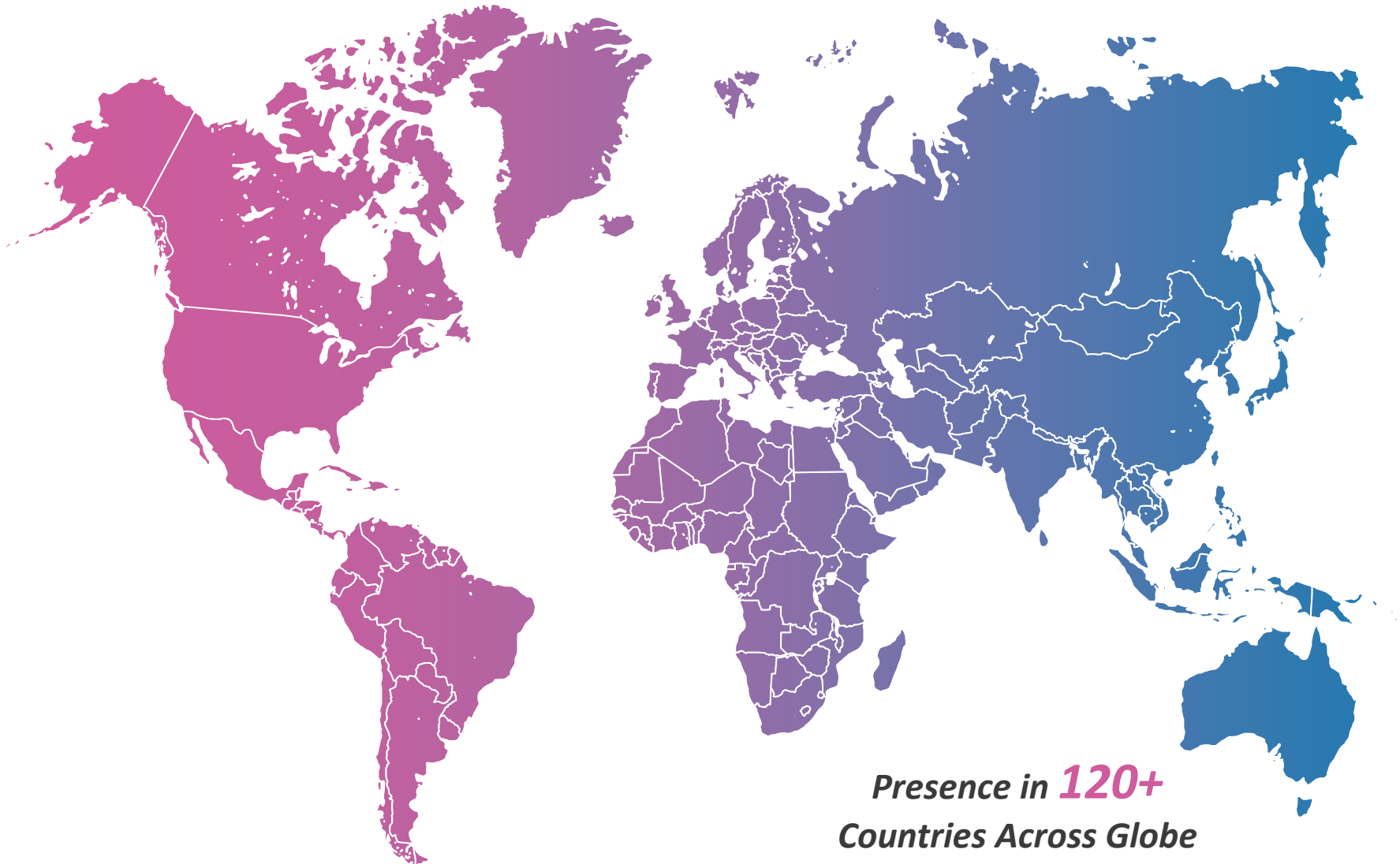
Anti-Gout

Note: In the process of further backward integrating of more products

76%
of FY26 revenue

Our integrated business model enables revenue growth while sustaining margins. A significant portion of this growth and resilience is driven by our backward-integrated product portfolio.





FY26 Product Updates

Cardio Vascular

A key product was launched in Q3FY26, revenue contribution started in Q4FY26, with momentum strengthening for future scale-up.

ADHD

A key product was launched, it saw strong demand from LATAM and Europe, and is now scaling up with further growth expected in the coming quarters.

Liquid Anesthetic

The product has been commercialised, with steady monthly supplies underway.

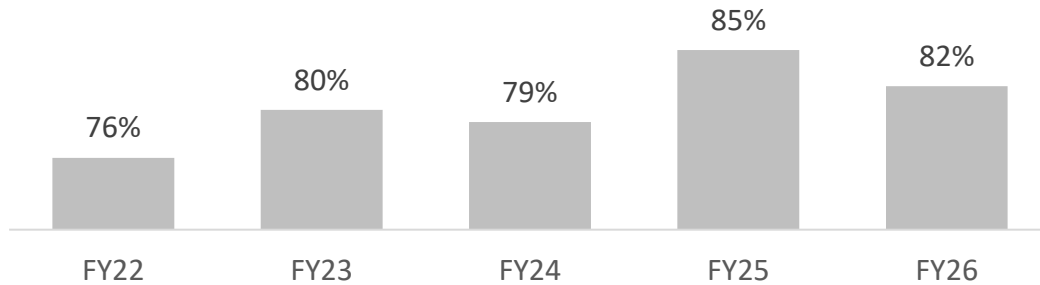
FY27 Product Pipeline

Anesthetic and ADHD

Planning ~2 launches each in Anesthetic and ADHD to deepen the pipeline and drive growth.

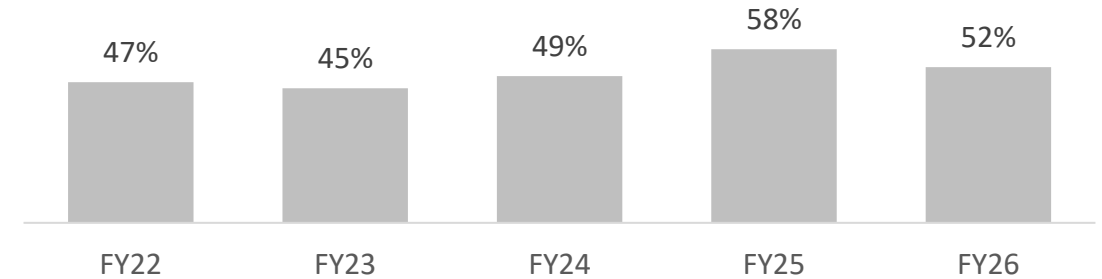
Significant export presence, with low dependence on a specific geography

Export sales, as a % of revenue from operations



... with balanced customer concentration

Share of top 10 customers, as a % of revenue from operations



Long standing relationship with global pharma companies ...



SUANFARMA




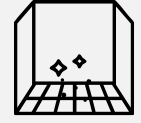


... We plan to further reduce customer concentration

Penetration of existing products to newer geographies by registering these products

Adding new niche products with high volume potential for which we have 2 new R&D centers

CMO/CDMO opportunities

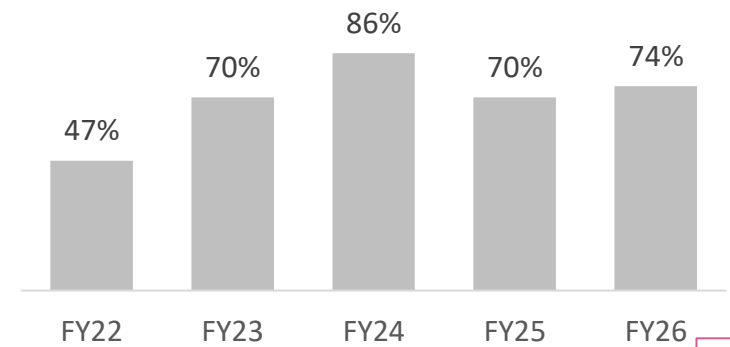
- Well defined areas for R&D, Quality Control (chemical, microbiology), Quality Assurance, dedicated areas for engineering maintenance, warehouse, raw materials, packaging materials and finished goods stores
- Recently commissioned Effluent treatment plant for future volume growth and express feeder from the sub-station to ensure reliable power supply
- Commissioned new warehouses and administration block, with new Quality Control Labs, Quality Assurance and R&D Labs (IGBC Gold Certified)
- **Strategic Land Acquisitions:**
 - **12,551 sq.mt.:** Adjacent to the existing facility to enable seamless future growth and expansion
 - **24,646 sq.mt.:** Located 20 km from the current facility, strategically acquired for backward integration to enhance operational efficiency
 - **80,000 sq.mt.:** Situated at Isambe, Patalganga, near the upcoming Navi Mumbai International Airport.

	5 Manufacturing Blocks		9 Clean Rooms
	932 KLPD Reactor Capacity		35,000 sq.mt. Land Area

Scaled up Manufacturing Facilities over the years

	Block A	Block B	Block C	Block D	Block E
Year of Establishment	1993	1994	2014	2021	2024
Capacities	157 KLPD	195 KLPD	30 KLPD	215 KLPD	335 KLPD
Regulatory Approved	✓	✓	✓	✓	✓

Healthy capacity utilization





Facility Location

- The site spans 5,000 sqm, with 70% of the area constructed, located at Plot No. N-60, Additional Ambernath MIDC, District Thane, Maharashtra.
- Situated 60 km from Nhava Sheva Port (New Mumbai) and 50 km from Mumbai International Airport.



R&D

- Dosage forms R&D being set up for tablets, capsules, liquids, sterile forms.
- Analytical laboratories & Complex API synthesis facilities alongside dosage forms development for efficiency.
- Focus therapies – complex forms, anti-diabetics, anesthetics, Vitamins and Supplements, Aesthetics among others.



Manufacturing

- FDF facilities commissioned.
- Tablets, capsules, liquids, nasal, inhalation, injections.
- Large volume liquids filling line.
- Validation and registration batches for dossier submissions.



4*

Process Patent
Filed in India

Supported by R&D driven mindset

- A team of 68 scientists primarily focused on API and formulations process development across the value chain
- Already started two R&D centres –
 - Ambernath R&D – Formulations and Generic APIs
 - Lote R&D – Lifecycle improvement
- Consistent efforts to develop new products, improve existing formulations, enhance drug delivery systems, and expand product applications
- Ongoing efforts to add 3-4 products every year



- State-of-the-art, GMP compliant manufacturing facility along with pilot facility for scale up available for trials before validation
- Complete support in validation, stability, & compilation of dossiers
- Dedicated technology transfer team is periodically trained to enhance skills for timely scale-ups and validations
- Quality & regulatory team is well trained with latest guidelines to ensure on-time dossier submissions
- Recently added Kilolab to strengthen capabilities in high-value small-molecule APIs



Focus on uniform manufacturing standards to achieve standardised product quality across markets

Ability to handle complex chemistries..

- Simple to highly complex chiral molecules
- Controlled substances
- Products with specialized environment for manufacturing (Methylcobalamin, Vitamin B12 & derivatives)
- Precision distillation of volatile inhaled Anesthetic APIs yielding high purity > 99.97%.

... across varied class of reactions

Cyclisation
High vacuum distillations
Grignard reaction
Fridel craft acylation
Decyanation
Etherification
Formylation
High pressure catalytic reductions
Bromination
Nitration
Oxirane
Lithiation

Focus on uniform manufacturing standards to achieve standardised product quality across markets

Ability to handle complex chemistries..

- Contrast media API synthesis
- Use of Resin for purification
- Novel amide formation techniques using low price reagents
- Handling of highly moisture sensitive API and intermediates

... across varied class of reactions

Chiral molecules synthesis using Chiral auxiliary

Amidation via Mixed anhydride

Reductive amination

Chlorination Contrast media API

Distillation for purification

Asymmetric catalytic reduction

Resin chemistry for purification

Resolution

Thermal cyclization **Debenzylation**

Strong focus on compliance guided by ethical approach

- Our motto is to consistently meet the stringent requirements of regulatory bodies
- Supported by a skilled team of regulatory affairs experts dedicated to the timely submission of dossiers and managing regulatory queries from both authorities and customers.

50+



Registrations in
different countries

21



USDMF's

10



CADIFA Brazil

4



NMPA China

500+



Customer
Audit Approvals

11




CEPs

5



KDMF Korea

50+



ROW

2016



- Export House for the Year for 2015-16 awarded by Directorate of
- Industries, Government of Maharashtra
- Export Achievement for 2015-16 in the product group Basic Chemical, Pharmaceutical & Cosmetics Products (MSME) awarded by Directorate of Industries, Government of Maharashtra

2017



- Export House for the Year for 2016-17 awarded by Directorate of Industries, Government of Maharashtra
- Export Achievement for 2016-17 in the product group Basic Chemical & Pharmaceutical Cosmetics (SSI) awarded by Directorate of Industries, Government of Maharashtra

2019



- Outstanding Export Performance Award for the year 2018-19 for product group API / Bulk Drugs by Pharmaceuticals Export Promotion Council of India
- 'Bharatiya Mahanatham Vikas Puraskar' for the year 2018-19 from Asia One Magazine.
- 'Outstanding Export Performance Award' for the year 2018-19 from Pharmaceuticals Export Promotion Council of India.

2025



- PMA Eminence Award 2025 in category Exporter of the Year from Pune Management Association on 27th May 2025 at Auto Cluster Auditorium, Pune.
- "The Diamond Jubilee All India Export Excellence Awards" by Federation of Industries of India on 27th May 2025 at Federation House, Thane.





Satish Wagh

Executive Chairman & WTD

- An honorary Ph.D. in entrepreneurship from Faculty of Management Studies, National American University.
- B.Sc. from R.D National College and W.A. Science College, University of Bombay.
- Director on the board of Supriya Medi-Chem Private Limited, Lote Industries Testing Laboratory Association and Sachin Industries Limited.



Saloni Wagh

Managing Director

- Ph.D. in chemistry from the Faculty of Science, Pacific University, Udaipur.
- M.Sc. from Institute of Science, University of Mumbai.
- B.Sc. from Parle Tilak Vidhyalaya Association's Sathaye College, University of Mumbai.



Shivani Wagh

Joint Managing Director

- Master's degree in International business management from Manchester Business School, University of Manchester.
- Bachelor's degree in management studies from M.L. Dahanukar College of Commerce, University of Mumbai.



Krishna Raghunathan

Chief Financial Officer

- Chartered Accountant (CA) from ICAI
- Bachelor degree of Science in Zoology from Madras University.
- Previously associated with companies like Dr. Reddy's Laboratories Limited and Granules India Limited.



Environment

- Strict monitoring for high-efficiency pollution control; focus on solvent recovery and reduced emissions
- Strong reduce-recycle-reuse practices for resource conservation and waste minimization
- ETP Capacity – 400 KLPD with 2,000 KL retention; CETP discharge – 260 KLPD
- ~56% reduction in fuel/oil consumption over the years
- ERP implementation significantly reduced paper usage



Health

- Clean, safe and healthy working environment for our all employees
- Mandatory medical examination and periodic medical checkup
- Regular training workshops for employees involved in handling materials, operating various process, waste generation and treatment.



Safety

- Commitment to safe, accident-free operations across facilities
- Regular safety training, fire drills, and strict policy adherence
- Periodic internal and external safety audits
- Advanced safety measures: closed pneumatic transfer, safer material substitutes, robust work permits, and process control systems

Received CDP “B” Rating, ISO Certification 14000 and 45001 and EcoVadis - Silver

We believe true corporate citizenship is rooted in giving back to society, recognizing our responsibility extends beyond business paradigm

- Regular activities hosted in the head office and factory for donations of utilities, clothes, school supplies from the employees to the students in the nearby schools to promote education
- Supporting and participating with NGOs in chosen fields
- Utilization of CSR funding for drinking water scarcity in villages near our factory site
- Contribution to Prime Minister National Relief Fund
- Support patients for cancer treatment
- Fund raisers and donations to worthy social causes, etc.





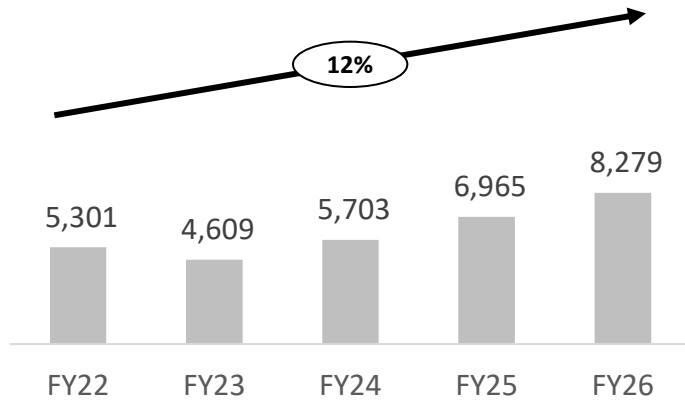
Historical Financial Performance



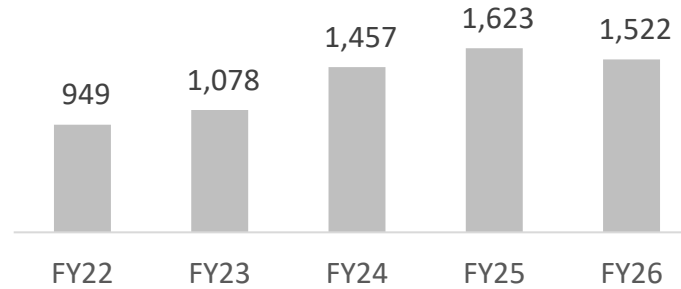
**SUPRIYA
LIFESCIENCE LTD.**

Consistent & Strong Financial Performance

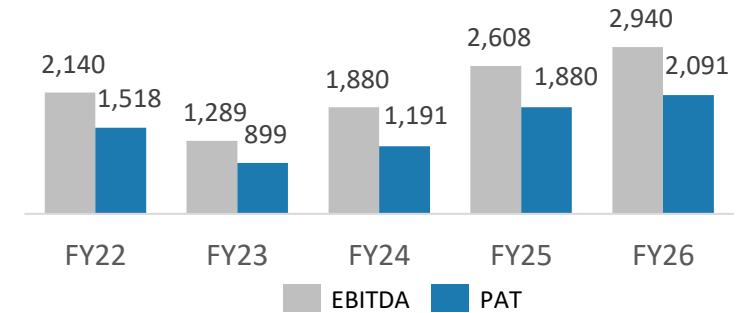
Robust revenue growth



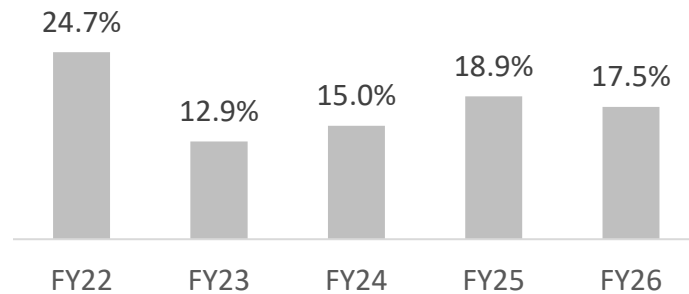
Capex Spend



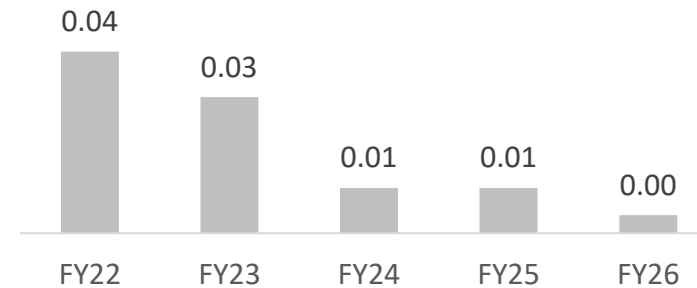
... and, focus on profitability



Return on Net Worth



Healthy leverage profile (x)*

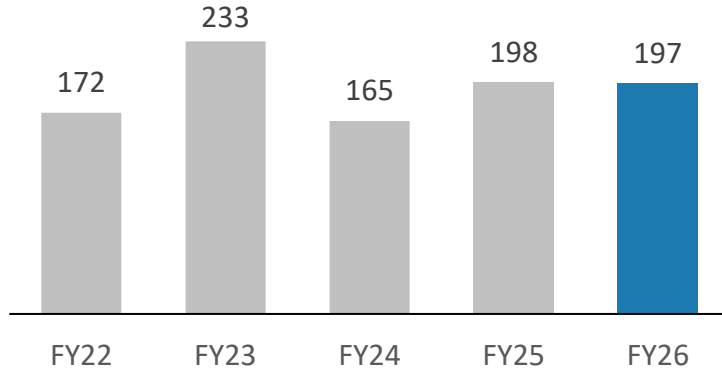


*Note: Leverage profile is defined as the ratio of Debt to Equity, where Debt includes both current and non-current borrowings and lease liabilities, while Equity represents total shareholders' equity.

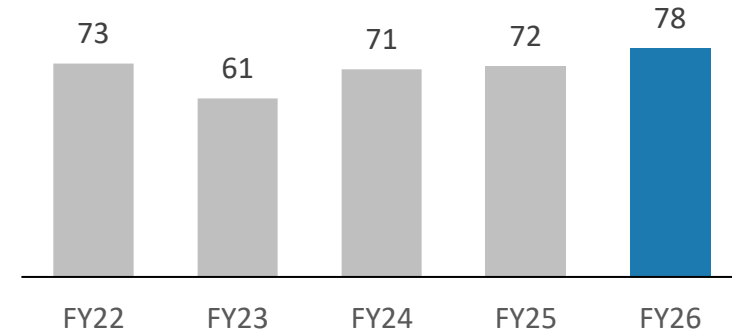
Working Capital Break-up

(in days)

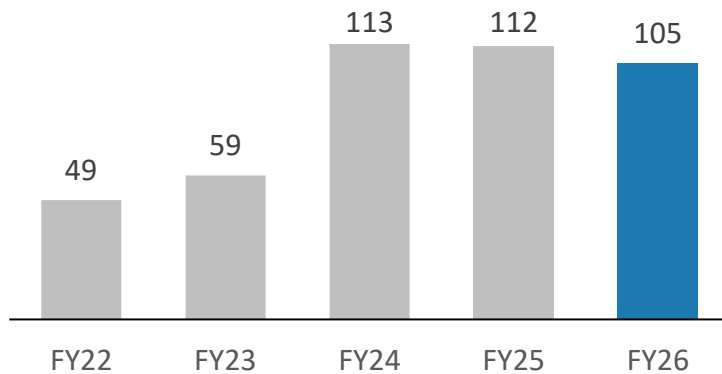
Inventory



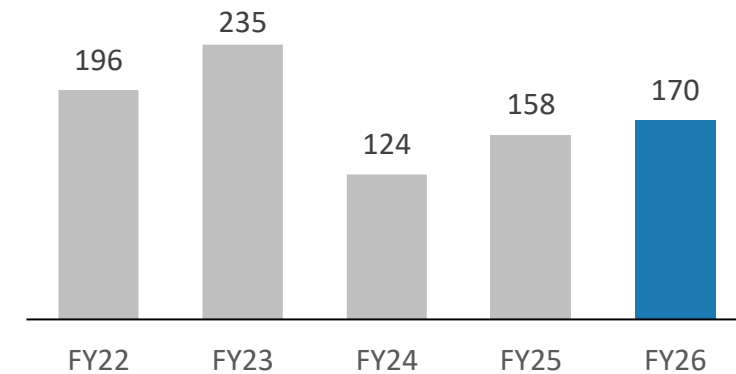
Receivables



Payables



Net Working Capital





Future Outlook



**SUPRIYA
LIFESCIENCE LTD.**



R&D centres

API R&D -

- Ambernath API R&D facility fully commissioned with a team of 16 scientists
- Equipped with advanced instrumentation (HRMS/MS, GC-MS/MS, HPLC, GC, FTIR) enabling robust development
- Capability to develop 3–4 APIs using cost-competitive and sustainable technologies
- Supports captive finished dosage division through new product development and supply
- Strong focus on innovation and IP creation, with two patents filed this year

Finished Dosage R&D -

- 30 products under development across tablets, capsules, injections, and inhalation liquids
- Five exhibits completed; progressing towards 10 product exhibits
- Novel Semaglutide tablet formulation developed and protected through patent



New markets

- Expanded API customer base across Japan, EU, and US, while strengthening existing relationships through continuous product additions
- Regulatory filings in EU and US underway to enable long-term contracts and market expansion
- Agreements secured in South Asia and supplies initiated for ROW markets from finished dosage division
- Regulatory approvals in progress (EU-GMP, COFEPRIS, Health Canada) alongside dossier filings across multiple markets
- Plan to file six dossiers in the EU during the current financial year



CMO/CDMO space

- Evaluating opportunity for exclusive manufacturing rights in liquid inhalation products
- GLP-1 portfolio development and supply in progress for a leading Indian generics company
- Novel combination product under discussion with an innovator partner
- Multiple opportunities under active negotiation for finished dosage development and supply



Capacity enhancement

- New vitamin product block successfully commissioned. Civil work initiated for debottlenecking across all production blocks for capacity enhancement and new F block will be added
- Five finished dosage manufacturing lines operational
- Capacity expansion planned with addition of a new production block at Lote
- New nasal line planned to strengthen finished dosage capabilities



**SUPRIYA
LIFESCIENCE LTD.**

Supriya Lifescience Limited

CIN: L51900MH2008PLC180452

Mr. Krishna Raghunathan - Chief Financial Officer

cfo@supriyalifescience.com

www.supriyalifescience.com



Ernst & Young LLP

Runjhun Jain

+91 98207 20993

runjhun.jain1@in.ey.com

Sneha Salian

+91 98194 30437

sneha2.salian@in.ey.com



THANK YOU