



KNR Constructions Limited.

Date: 29th May 2026

Ref: KNRCL/SD/2026/1063&1064

To, The Manager BSE Limited, P J Towers, Dalal Street, Fort, Mumbai - 400001 Scrip code: 532942	To, The Manager, National Stock Exchange of India Limited, Exchange Plaza, Bandra Kurla Complex, Bandra (E), Mumbai - 400051. Scrip Code: KNRCON
--	---

Dear Sir/Madam,

Sub: Investor Presentation - Revised

Ref: Reg 30 of SEBI (LODR) Regulations, 2015

We refer to the above captioned subject, we herewith submit to you investor presentation for the Q4FY26.

This is for your information and records of the Exchange, please

Thanking you,

Yours truly

For **KNR Constructions Limited**

Haritha Varanasi

Company Secretary



3



Investor Presentation

May 2026



Disclaimer



This presentation and the accompanying slides (the “Presentation”), which have been prepared by **KNR Constructions Limited** (the “Company”), have been prepared solely for information purposes and do not constitute any offer, recommendation or invitation to purchase or subscribe for any securities, and shall not form the basis or be relied on in connection with any contract or binding commitment whatsoever. No offering of securities of the Company will be made except by means of a statutory offering document containing detailed information about the Company.

This Presentation has been prepared by the Company based on information and data which the Company considers reliable, but the Company makes no representation or warranty, express or implied, whatsoever, and no reliance shall be placed on, the truth, accuracy, completeness, fairness and reasonableness of the contents of this Presentation. This Presentation may not be all inclusive and may not contain all of the information that you may consider material. Any liability in respect of the contents of, or any omission from, this Presentation is expressly excluded.

Certain matters discussed in this Presentation may contain statements regarding the Company’s market opportunity and business prospects that are individually and collectively forward-looking statements. Such forward-looking statements are not guarantees of future performance and are subject to known and unknown risks, uncertainties and assumptions that are difficult to predict. These risks and uncertainties include, but are not limited to, the performance of the Indian economy and of the economies of various international markets, the performance of the industry in India and world-wide, competition, the company’s ability to successfully implement its strategy, the Company’s future levels of growth and expansion, technological implementation, changes and advancements, changes in revenue, income or cash flows, the Company’s market preferences and its exposure to market risks, as well as other risks. The Company’s actual results, levels of activity, performance or achievements could differ materially and adversely from results expressed in or implied by this Presentation. The Company assumes no obligation to update any forward-looking information contained in this Presentation. Any forward-looking statements and projections made by third parties included in this Presentation are not adopted by the Company and the Company is not responsible for such third party statements and projections.

Key Highlights



❑ Received Letter of Award for NHAI HAM Project in Telangana

- Construction of 4 laning of NH-167 from Gudebellur to Mahabubnagar of Hyderabad – Panaji Section on Hybrid Annuity Mode in the state of Telangana
- Incorporated a wholly owned subsidiary, KNR Manyamkonda Infra Private Limited and has signed Concession Agreement
- Bid Cost: Rs 1,734 Crore | Construction Period: 730 Days | Operation Period: 15 Years from COD

❑ Received Letter of Award from Tamil Nadu State Highways Authority (TANSHA)


- Construction of Four Lane Elevated Corridor along East Coast Road (ECR) Thiruvanmiyur to Uthandi in SH-49 on Hybrid Annuity Mode in the State of Tamil Nadu
- Incorporated a wholly owned subsidiary, KNR Mahabalipuram Infra Private Limited and has signed Concession Agreement
- Bid Cost: Rs. 2,163 Crore | Construction period: 1095 days | Operation period: 5 Years from COD

❑ Received Letter of Acceptance from Hyderabad Growth Corridor Ltd for EPC Project

- Widening and strengthening of pipeline road from Shankarpally road at MGIT to Manikonda including junction development at NPCI in the state of Telangana worth Rs. 84 Crore excluding GST
- The construction period for the project is 9 months

❑ Received Letter of Acceptance from Hyderabad Municipal Corporation for EPC Project

- Construction of 4 lane unidirectional flyover at Rasoolpura in the state of Telangana worth Rs. 50 Crore excluding GST.
- The construction period for the project is 24 months



Key Highlights & Result Update

Standalone Financial Highlights



Rs. Million

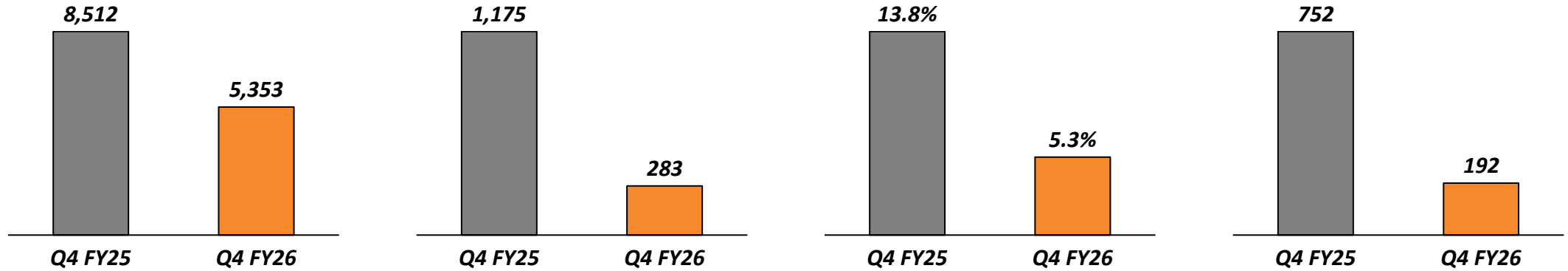
Revenue

EBITDA

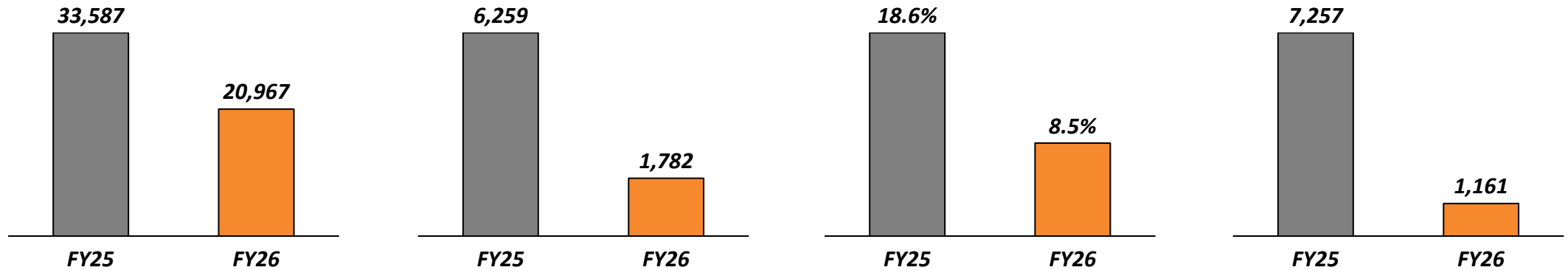
EBITDA Margins

PAT

Quarter 4



Full Year



Standalone Financial Results



Rs. Million	Standalone							
	Q4 FY26	Q4 FY25	YoY	Q3 FY26	QoQ	FY26	FY25	YoY
Total Revenue	5,353.3	8,512.0	-37%	5,850.6	-8%	20,967.2	33,586.5	-38%
Operating Expenses	3,863.4	6,173.9		4,690.6		15,199.1	22,403.6	
Employees Expenses	319.1	410.8		338.3		1,512.1	1,769.2	
Other Expenditure	887.8	752.1		515.4		2,474.5	3,154.3	
EBITDA	283.0	1,175.2	-76%	306.3	-8%	1,781.5	6,259.4	-72%
EBITDA margin	5.3%	13.8%		5.2%		8.5%	18.6%	
Other Income	289.5	185.1		93.7		639.4	4,516.6	
Depreciation	139.4	223.0		145.9		581.9	902.9	
Interest	30.4	37.7		31.5		142.5	129.5	
Exceptional Item	0.0	0.0		0.0		0.0	-150.1	
PBT	402.7	1,099.6	-63%	222.6	81%	1,696.5	9,593.5	-82%
Tax	210.4	347.6		46.3		535.9	2,336.7	
Current Tax	136.6	296.3		44.3		411.6	2,215.9	
Prior Period Tax	0.0	66.5		1.7		1.7	58.4	
Deferred Tax	73.8	-15.2		0.3		122.6	62.4	
Profit After Tax	192.3	752.0	-74%	176.3	9%	1,160.6	7,256.8	-84%
PAT margin	3.6%	8.8%		3.0%		5.5%	21.6%	
Other Comprehensive Income	-7.8	3.1		12.0		7.7	6.9	
Total Comprehensive Income	184.5	755.1	-76%	188.3	-2%	1,168.3	7,263.7	-84%

Standalone Balance Sheet



ASSETS (Rs. Million)	Mar-26	Mar-25
Non-Current Assets		
Property, plant and equipment	2,332.0	2,998.8
Capital work-in-progress	1.2	4.1
Right of Use Asset	92.1	26.4
Investment property	663.5	663.5
Other Intangible assets	0.3	0.4
Financial Assets		
Investments	848.5	3,901.3
Other Investments	2,293.4	3,960.5
Trade Receivable	346.0	312.6
Loans	38.8	36.7
Deferred tax assets (Net)	1,150.6	1,275.8
Non current tax assets (Net)	445.8	308.0
Other non-current assets	1,338.8	1,143.2
Total Non-current assets	9,551.0	14,631.3
Current assets		
Inventories	1,326.6	1,602.6
Financial assets		
Trade receivables	8,714.8	12,449.6
Cash and cash equivalents	707.0	811.7
Bank Balances	401.0	624.4
Loans	29.4	15.9
Other financials assets	17,955.4	14,407.9
Current tax assets (net)	13.0	0.0
Other current assets	2,588.6	1,949.6
Total Current assets	31,735.8	31,861.7
Assets classified as held for sale	5,554.1	4.6
TOTAL ASSETS	46,841.0	46,497.5

EQUITY & LIABILITIES (Rs. Million)	Mar-26	Mar-25
Equity		
Equity Share capital	562.5	562.5
Other equity	39,985.5	38,887.5
Total equity	40,548.0	39,450.0
Liabilities		
Non-current liabilities		
Financial liabilities		
Borrowings	0.0	0.0
Lease Liability	66.5	28.4
Provisions	59.6	68.2
Other non-current liabilities	25.5	26.3
Total non-current liabilities	151.6	122.9
Current liabilities		
Financial liabilities		
Borrowings	0.0	0.0
Trade Payables	2,829.8	2,838.3
Other financial liabilities	2,662.0	3,127.6
Provisions	22.2	15.4
Current Tax Liability (net)	0.0	55.1
Other current liabilities	627.4	888.1
Total current liabilities	6,141.4	6,924.6
TOTAL EQUITY AND LIABILITIES	46,841.0	46,497.5

Consolidated Financial Results



Rs. Million	Consolidated							
	Q4 FY26	Q4 FY25	YoY	Q3 FY26	QoQ	FY26	FY25	YoY
Total Revenue	6,955.9	9,752.1	-29%	7,432.0	-6%	26,980.1	47,531.7	-43%
Operating Expenses	3,871.8	6,203.0		4,700.7		15,261.3	25,595.7	
Employees Expenses	323.4	412.4		341.4		1,520.9	1,771.3	
Other Expenditure	1,069.4	921.7		722.7		3,084.4	3,911.0	
EBITDA	1,691.3	2,215.0	-24%	1,667.2	1%	7,113.5	16,253.7	-56%
EBITDA margin	24.3%	22.7%		22.4%		26.4%	34.2%	
Other Income	189.6	253.0		135.5		652.2	3,156.9	
Depreciation	139.4	228.6		150.1		594.6	3,142.2	
Interest	558.0	405.8		548.5		2,117.3	2,079.0	
Share of Profit / loss of associates	124.8	2.7		9.2		174.3	-187.4	
Exceptional Item	0.0	-1,256.2		0.0		0.0	-1,406.3	
PBT	1,308.3	580.1	126%	1,113.3	18%	5,228.1	12,595.7	-58%
Tax	247.2	504.2		86.1		859.5	2,577.1	
Current Tax	173.4	452.9		82.4		728.8	2,454.0	
Prior Period Tax	0.0	66.5		3.4		8.1	60.7	
Deferred Tax	73.8	-15.2		0.3		122.6	62.4	
Profit After Tax	1,061.1	75.9	1,298%	1,027.2	3%	4,368.6	10,018.6	-56%
PAT margin	15.3%	0.8%		13.8%		16.2%	21.1%	
Other Comprehensive Income	-7.8	3.1		12.0		7.7	6.9	
Total Comprehensive Income	1,053.3	79.0	1,233%	1,039.2	1%	4,376.3	10,025.5	-56%

Consolidated Balance Sheet



ASSETS (Rs. Million)	Mar-26	Mar-25
Non-Current Assets		
Property, plant and equipment	2,722.7	3,383.2
Capital work-in-progress	1.2	4.1
Right of Use Asset	92.1	26.4
Investment property	1,474.1	1,414.5
Other Intangible assets	0.3	0.4
Financial Assets		
Investments	709.6	535.3
Trade Receivables	346.0	312.6
Other financial assets	31,995.4	27,435.5
Deferred tax assets (Net)	1,150.6	1,275.7
Non current tax assets (Net)	733.5	544.3
Other non-current assets	4,753.9	4,692.5
Total Non-current assets	43,979.4	39,624.7
Current assets		
Inventories	1,328.1	1,604.1
Financial assets		
Investments	2,484.8	622.9
Trade receivables	8,083.6	9,211.2
Cash and cash equivalents	1,864.3	1,033.3
Bank Balances	1,908.7	2,191.9
Loans	29.4	15.9
Other financials assets	18,533.4	14,618.9
Current tax assets (Net)	233.4	284.9
Other current assets	2,770.4	2,101.2
Total Current assets	37,236.1	31,684.3
Assets classified as held for sale	0.0	4.6
TOTAL ASSETS	81,215.5	71,313.6

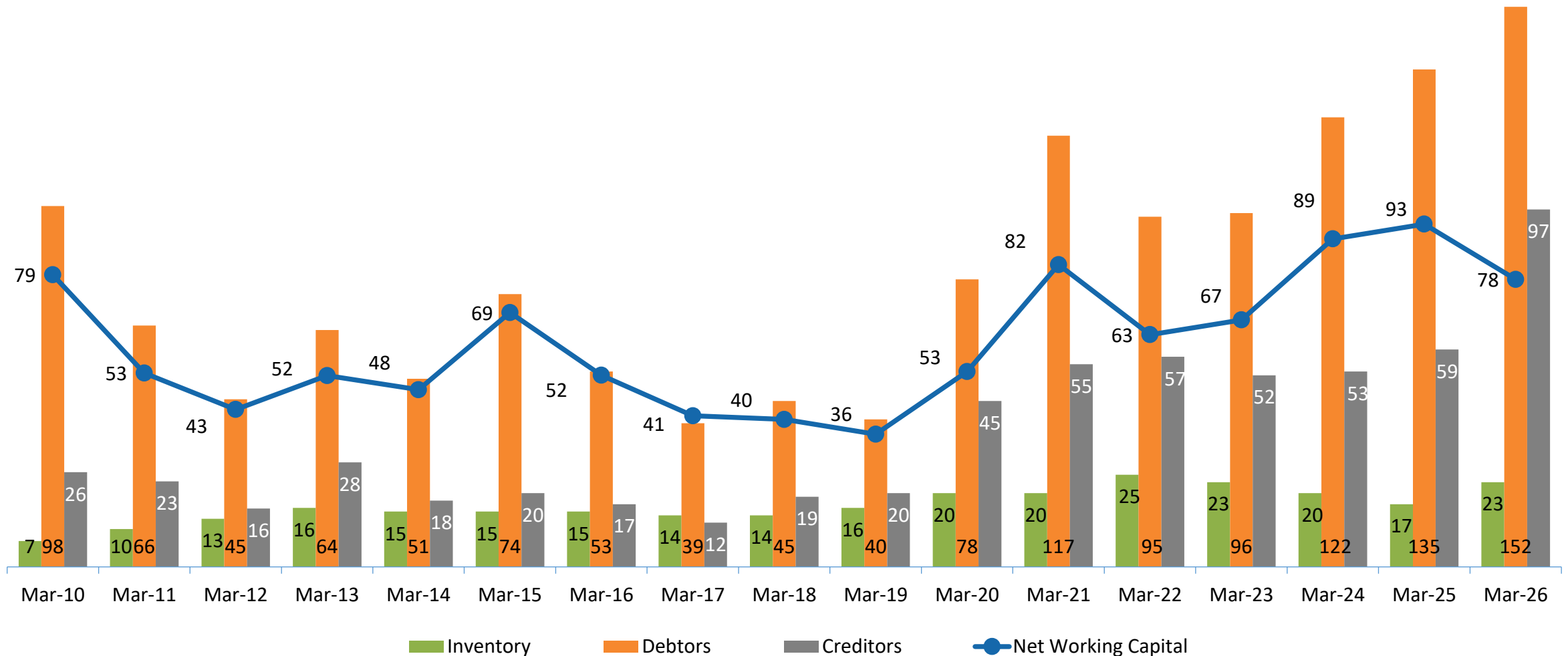
EQUITY & LIABILITIES (Rs. Million)	Mar-26	Mar-25
Equity		
Equity Share capital	562.5	562.5
Instruments entirely equity in nature	0.0	0.0
Other equity	49,157.4	44,849.3
Non-Controlling Interests	-2.1	0.0
Total equity	49,717.8	45,411.8
Liabilities		
Non-current liabilities		
Financial liabilities		
Borrowings	22,697.8	17,574.1
Lease Liability	66.5	28.4
Other financial liabilities	0.0	0.0
Provisions	759.5	503.1
Other non-current liabilities	25.5	26.3
Total non-current liabilities	23,549.3	18,131.9
Current liabilities		
Financial liabilities		
Borrowings	1,678.2	892.3
Trade Payables	2,822.4	2,820.0
Other financial liabilities	2,639.5	3,087.6
Provisions	22.2	15.4
Current Tax Liability (net)	0.0	251.3
Other current liabilities	786.1	703.4
Total current liabilities	7,948.4	7,769.9
TOTAL EQUITY AND LIABILITIES	81,215.5	71,313.6

Cash Flow Statement



Particulars (Rs. Million)	Standalone		Consolidated	
	Full Year ended 31-Mar-26	Full Year ended 31-Mar-25	Full Year ended 31-Mar-26	Full Year ended 31-Mar-25
Net Profit Before Tax	1,696.5	9,593.5	5,228.1	12,595.8
Adjustments for: Non-Cash Items / Other Investment or Financial Items	647.1	-2,699.4	-2,734.0	622.0
Operating profit before working capital changes	2,343.6	6,894.1	2,494.1	13,217.8
Changes in working capital	-1,314.5	-7,364.5	-2,875.8	-16,593.6
Cash generated from Operations	1,029.1	-470.4	-381.8	-3,375.8
Share of profit / loss of Associate or JV	0.0	0.0	0.0	0.0
Direct taxes paid (net of refund)	-602.0	-2,166.6	-1,108.7	-2,290.0
Net Cash from Operating Activities	427.1	-2,637.0	-1,490.5	-5,665.8
Net Cash from Investing Activities	-298.5	1,470.2	-1,390.9	-1,665.6
Net Cash from Financing Activities	-233.3	-186.8	3,712.3	4,800.9
Net Decrease in Cash and Cash equivalents	-104.7	-1,353.6	831.0	-2,530.5
Add: Cash & Cash equivalents at the beginning of the period	811.7	2,165.3	1,033.3	3,563.8
Cash & Cash equivalents at the end of the period	707.0	811.7	1,864.3	1,033.3

Standalone Net Working Capital Days





Business Update

Business Overview



❑ One of the leading companies providing Engineering, Procurement and Construction (EPC) services

- Major Projects in Roads & Highways – one of the fast-growing sectors
- Established presence in Irrigation and Urban Water Infrastructure Management

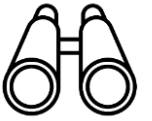
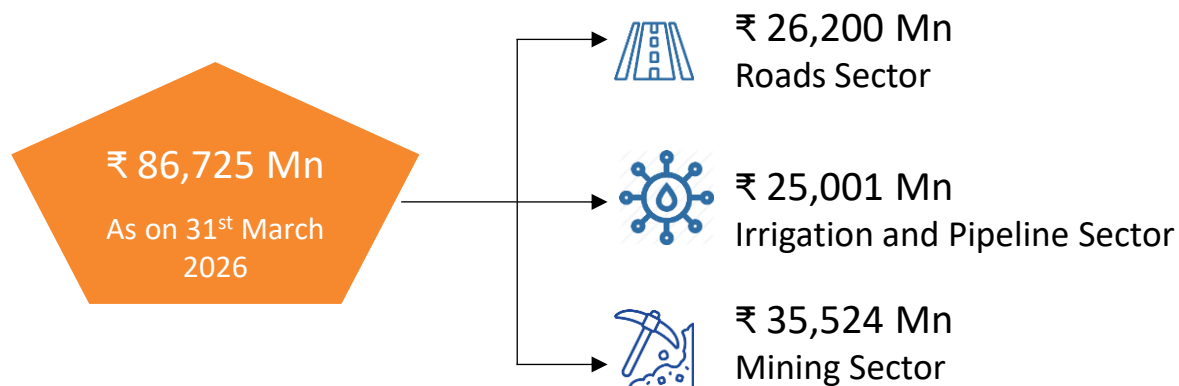
❑ 25+ years of experience of project execution

- Successfully executed more than ~9,127 lane km Road Projects
- Projects executed across 12 states in India

❑ Portfolio of BOT/HAM Projects

- 452 lane Kms Projects in the state of Telangana & Karnataka
- 2 Annuity based Projects and 8 HAM based projects
- 8 HAM based projects with total Bid Project cost of Rs. 96,188 million

❑ Strong Order Book



Vision

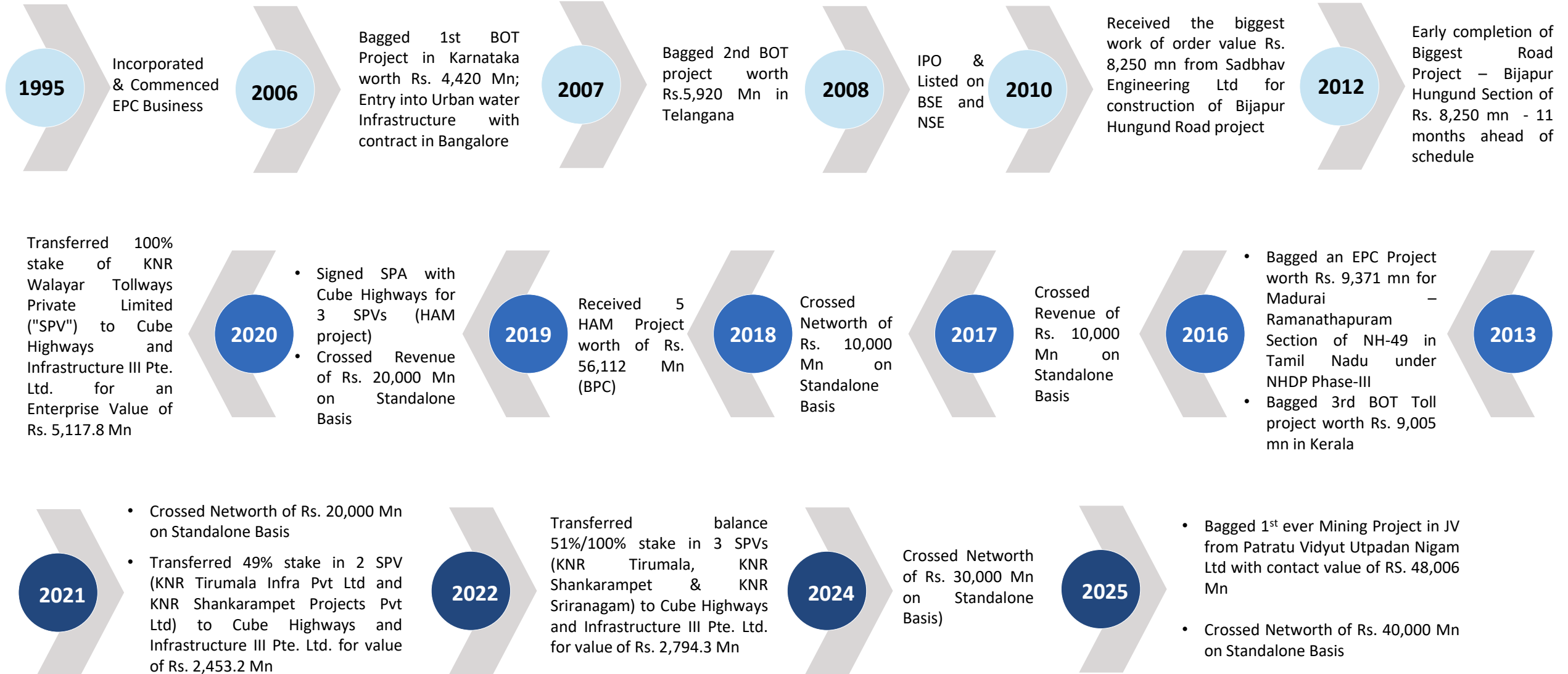
To develop KNRC as a Centre of excellence in the field of Infrastructure services by striving continuously to provide eco-friendly solution adopting state-of-the-art practices and commitment to quality through motivated human resource



Mission

We would aim to add more business verticals to the organisation in the fields of construction of Elevated Metro Rail and Railway Projects.

Transformation





Mr. K. Narasimha Reddy –
Founder Promoter & Managing Director

- Over 50 years of experience in the Highway sector
- Started career in 1968 and engaged in the business of undertaking civil and mechanical contracts
- Extensive knowledge and experience in multi project planning Scheduling, cost controls in addition to overall construction and multi project management & driving force in taking the company towards greater heights



Mr. K. Jalandhar Reddy –
Promoter & Executive Director

- Over 25 years of experience in the Highway and infrastructure sector
- Started his career with the organisation as a project Manager and was elevated to Executive Director on April 1, 1997
- Heads the tendering and bidding activities and oversees most of the projects

Supported by Professional Team



Mr. T.L. Verma
(Sr. Vice President - Projects)


- A Bachelor of Engineering (BE) from MITS Gwalior (MP) with Over 40 years of total experience with ~20 years of experience in Highway sector
- Working with the company since 2006 on various projects i.e. Bridges and Highways, including construction of Concrete Roads

Mr. K Venkata Ram Rao
(General Manager - Finance & Accounts)

- An Associate Member of the Institute of Chartered Accountants of India and Institute of Company Secretaries of India with over 20 years of experience in the areas of finance, accountancy and taxation
- Has the overall responsibility for the finalization of corporate accounts, taxation, finance and related jobs

Ms. V. Harita
(Company Secretary)

- A Member of the Institute of Company Secretaries of India
- Overall responsibility towards compliance of Rules & Regulations laid down by various authorities

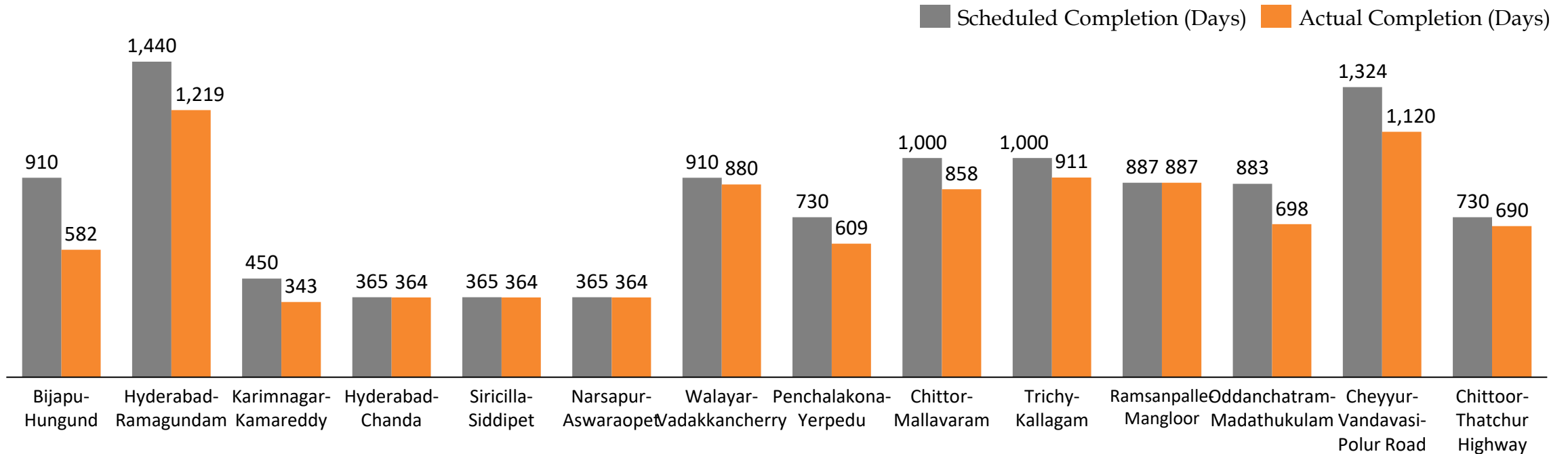


Key Business Strength

1. Project Execution Capabilities



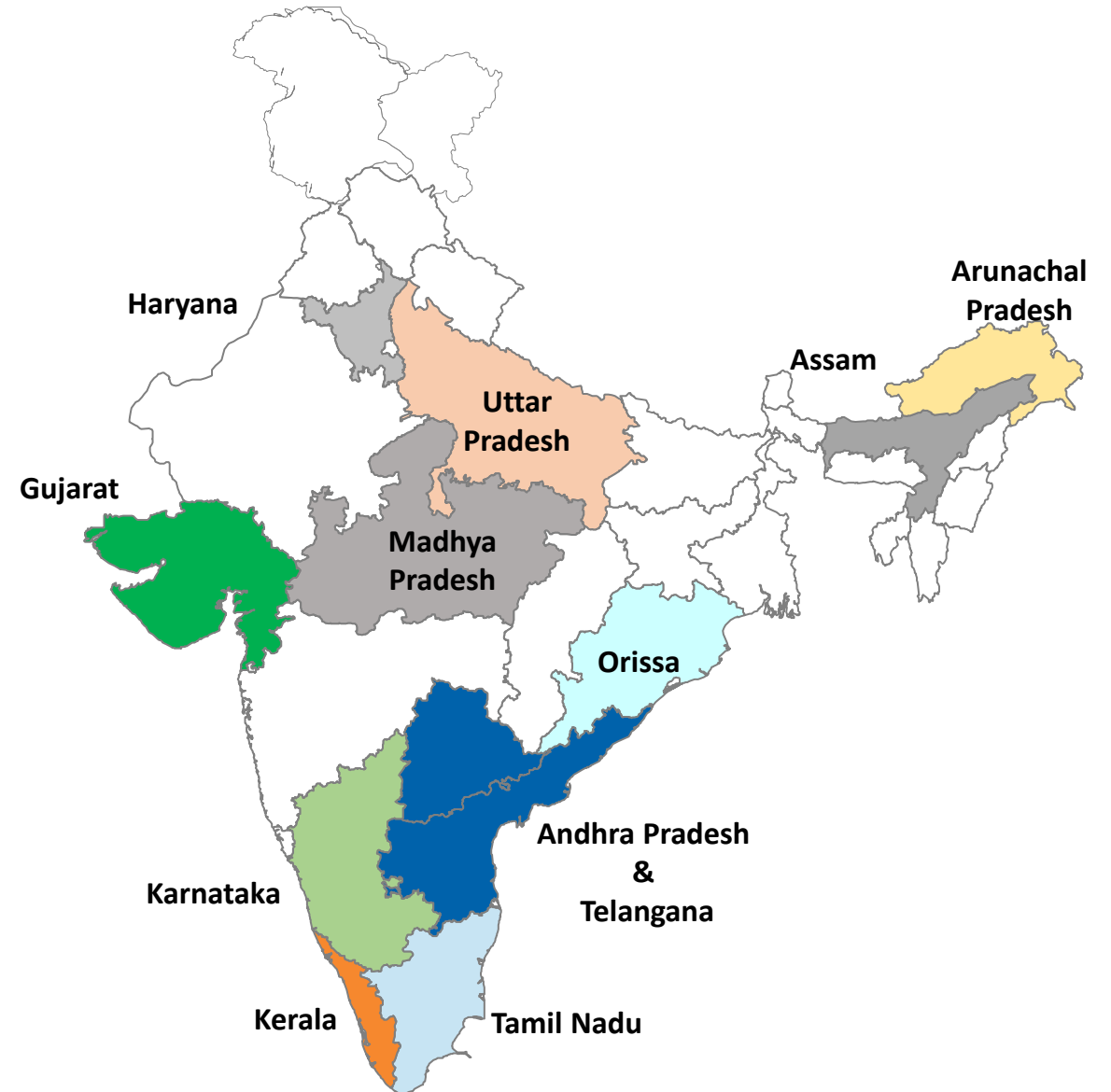
- ❑ **Top management’s active involvement at all stages of Project execution**
 - Selection of Major Raw Material
 - Selection of construction Camp location
- ❑ **Faster Decision making to ensure project completion on schedule**
- ❑ **Received Bonus for completion of construction ahead of schedule**



SIGNIFICANT EXPERIENCE AND STRONG TRACK RECORD IN TIMELY EXECUTION OF PROJECTS

Pan India Project Execution Capability*

Sr. No.	State	No. of Projects	Project Value (Rs. Mn)
1	Tamil Nadu	13	52,027
2	AP & Telangana	31	50,473
3	Karnataka	15	33,176
4	Kerala	2	17,068
5	Madhya Pradesh	4	6,619
6	Uttar Pradesh	10	4,549
7	Assam	2	4,038
8	Arunachal Pradesh	1	3,468
9	Gujarat	1	2,550
10	Orissa	1	1,866
11	Haryana	1	118
	Total	81	1,75,952



*Projects executed in last 30 years

Disclaimer: Maps not to scale. All data, information, and maps are provided "as is" without warranty or any representation of accuracy, timeliness or completeness

Grade Separator

- ❑ **Constructed Grade Separator in Coimbatore city with a cumulative length of flyover, 2.853 km**
 - Length of 1st level flyover is 1.752 km
 - Length of 2nd level flyover is 1.101 km as a part of multipronged approach to ease traffic congestion in main city roads
- ❑ **Scope of the Project:**
 - 92 spans with 264 piles having a length of 2,617 Rm in 32 foundation locations and 62 number of open foundations
 - 39,802 cum of various grades of concrete, 6,524 MT of steel, 368 number of POT/PTFE bearings, 1,311 Rm of expansion Joints, 2,691 sqm of Reinforced Earth Wall in the approaches

Two-Tier Flyover in Salem City

- ❑ **Total cumulative length of flyover is 7.87 km**
 - Length of 1st level flyover is 3.891 km
 - Length of 2nd level flyover is 3.980 km
- ❑ **Scope of the Project:**
 - 206 spans with 133 piles having 1,347 running meters at 18 foundation locations and 155 number of Open Foundations
 - Major quantities executed are 89,324 Cum of Concrete, 12,341 MT of HYSD Steel, 821 numbers of POT/PTFE Bearings, 2,100 running meters of Expansion Joints, 8,493 Sqm of Reinforced Earth Wall in the approaches
 - Prestressed Precast Segmental Construction was adopted for super structure

Konda Pochamma Sagar Reservoir

- ❑ **Completed Konda Pochamma Sagar Reservoir of 50 TMC capacity**
 - About 12 Million Cum of earthwork was completed in record time of 500 days in the State of Telangana
 - Almost completed two major reservoirs in the State of Telangana
 - Execution is going on for 4 X 90 MW Pump House project in the State of Telangana now

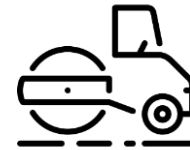
2. In-house Construction Equipment

Sr. No.	Machinery	Quantity
1	Tipplers & Tankers	1,213
2	Excavators	372
3	Generators	306
4	Concrete Mixers And Pumps	192
5	Compactors	134
6	Drillers & Breakers	103
7	Loaders	96
8	Cranes	98
9	Graders	70
10	Compressors	64
11	Batching Plants	51
12	Pavers	53
13	Rollers	45
14	Weigh Bridges	52
15	Tractors	46

Sr. No.	Machinery	Quantity
16	Transformers	39
17	Crushers	32
18	Trailers	34
19	Light Soures	25
20	Dozers	22
21	Wet Mix Plants	16
22	Hot Mix Plants	13
23	Deisel Bunks	12
24	Kerb Laying Machine	10
25	Sprayers	10
26	Sweeping Machines	9
27	Drum Mix Plants	6
28	Piling Machines	6
29	Sub Stations	3
30	Micro Surfacing Machine	1



Gross Block of Plant & Machinery*
₹ 14,069 Million

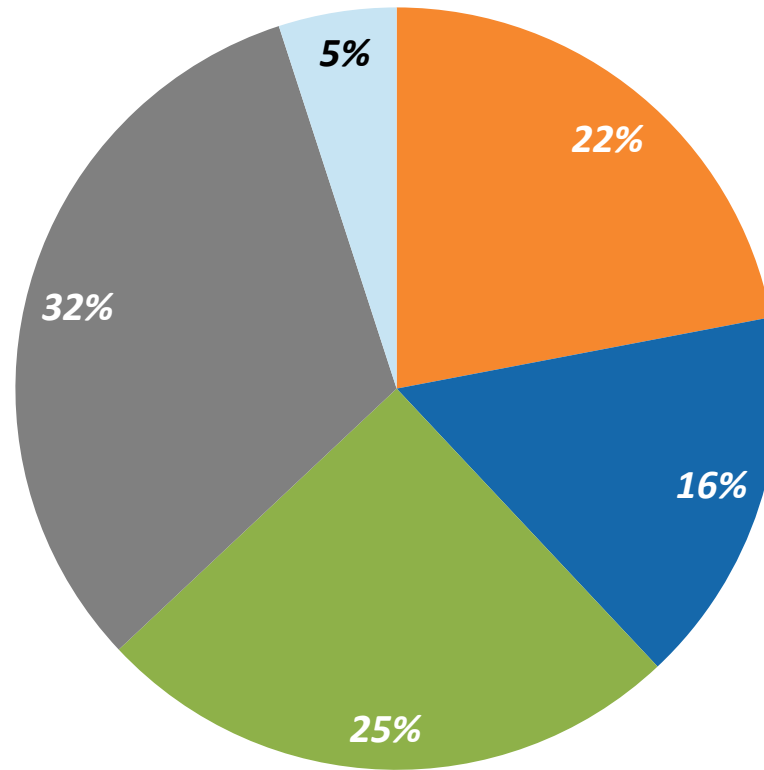



WORLD CLASS CONSTRUCTION EQUIPMENTS USE OF RIGHT TOOLS FOR RIGHT WORK

* as on March 31st 2026

3. In-house Execution Team

Total Employees*
2,540



- *Project Engineering*
- *Site Supervision*
- *Site Engineers*
- *Equipment Operators*
- *Admin & Office Staff*

IN-HOUSE TEAM OF QUALIFIED AND EXPERIENCED EMPLOYEES LED BY PROVEN MANAGEMENT TEAM

* as on March 31st 2026

4. Host of Marque Clients




National Highways Authority of India (NHAI)



Ministry of Road Transport & Highways (MoRTH)



Andhra Pradesh Road Development Corporation (APRDC)



Hyderabad Growth Corridor Limited (HGCL)



Karnataka State Highway Improvement Project (KSHIP)



Karnataka Road Development Corporation (KRDCL)



Madhya Pradesh Road Development Corporation Limited (MPRDCL)



Bruhat Bangalore Mahanagara Palike (BBMP)



Uttar Pradesh State Highways Authority (UPSHA)



Telangana Irrigation (Government of Telangana)



A.P. Irrigation (Government of Andhra Pradesh)



GMR Projects Private Limited



Engineers India Limited (Government of India Undertaking)



NMDC Limited



Sadbhav Engineering Limited



Public Works Department (Government of Arunachal Pradesh)



Highways Department (Government of Tamil Nadu)




Oriental Structural Engineers Pvt. Ltd.



Patratu Vidyut Utpadan Nigam Ltd



Greater Hyderabad Municipal Corporation



BOT Portfolio

BOT Portfolio – Annuity Projects



	Particulars	Patel KNR Infrastructures limited (PKIL)	Patel KNR Heavy Infrastructures Limited (PKHIL)
Project Details	Stake	40%	40%
	Project Type	Road-Annuity	Road-Annuity
	State	Karnataka	Telangana
	JV Partner	PEL	PEIL
	Client	NHAI	NHAI
	Length (KM)	60.0	53.0
Terms	Concession Start Date	26 th March 2007	2 nd March 2008
	Concession Period	20 Years	20 Years
	COD	21 st December 2009	11 th June 2010
Financials	Project Cost (Rs. mn)	4,420.0	5,920.0
	Equity (31.03.2026) (Rs. mn)	288.2	648.7
	Debt (31.03.2026) (Rs. mn)	169.3	288.0
	Securitized	Yes*	Yes**
	Semi-Annuity - 36 Instalments (Rs. mn)	329.4	443.7

* PKIL securitized its project loan through issuance of non-convertible debentures to LIC of India & raised Rs. 4,090 mn in April 2010. The said proceeds were used to retire the existing high cost project loan and unsecured loans of promoters and to meet the issue expenses.

**PKHIL securitized its project loan through issuance of non-convertible debentures to L&T Infrastructures Finance Company Limited and raised Rs 4000 mn in Sept. 2013. The said proceeds were used to retire the existing high cost project loans (Other than the ECB of USD 25 Millions availed from the Standard Chartered Bank , London) and unsecured loans of promoters and to meet the issue expenses.

HAM Portfolio



	Particulars	Magadi - Somwarpet	Oddanchatram - Madathukulam	Ramanattukara - Valanchery	Valanchery - Kappirikkad	Chittor -Thatchur	Marripudi to Somvarappadu	Mysore to Kushalnagara (Pkg V)	Mysore to Kushalnagara (Pkg IV)
Project Detail	SPV Name	KNR Somwarpet Infra Pvt. Ltd.	KNR Palani Infra Pvt. Ltd. #	KNR Ramanattukara Infra Pvt. Ltd. #	KNR Guruvayur Infra Pvt. Ltd. #	KNR Ramagiri Infra Pvt. Ltd. #	KNR Ramatheertham Infra Pvt. Ltd.	KNR Sriranganatha Infra Pvt. Ltd.	KNR Kaveri Infra Pvt. Ltd.
	Stake	100%	100%	100%	100%	100%	100%	100%	100%
	Project Type	Hybrid Annuity	Hybrid Annuity	Hybrid Annuity	Hybrid Annuity	Hybrid Annuity	Hybrid Annuity	Hybrid Annuity	Hybrid Annuity
	State	Karnataka	Tamil Nadu	Kerala	Kerala	Andhra Pradesh	Andhra Pradesh	Karnataka	Karnataka
	Client	KSHIP	NHAI	NHAI	NHAI	NHAI	NHAI	NHAI	NHAI
	No of Lanes	Two	Four	Six	Six	Six	Six	Four	Four
	Length(KM)	166.0	45.4	39.7	37.4	34.7	29.1	83.4	26.6
Concession Period	9 Years	17 Years	17.5 Years	17.5 Years	17 Years	17 Years	17 Years	17 Years	
Financials	Bid Project Cost (Rs. mn)	11,445.0	9,200.0	23,675.0	21,400.0	10,415.0	6,650.0	6,903.0	6,500.0
	Total Project Cost (Rs. mn)	11,276.0	7,920.0	21,500.0	19,594.0	9,309.1	7,716.8	7,981.2	7,387.3
	Grant (Rs. mn)^	7,485.0	3,945.4	10,250.0	9,242.5	4,501.7	3,372.2	3,506.3	3,301.6
	Estimated Equity (Rs. mn)	1,221.0	804.6	2,250.0	2,091.5	961.5	874.6	895.0	817.2
	Estimated Debt (Rs. mn)	2,570.0	3,170.0	9,000.0	8,260.0	3,845.9	3,470.0	3,579.9	3,268.5
	Status*	AD: 5 th Oct. 2020	AD: 5 th Oct. 2020	AD: 21st Jan. 2022	AD: 21 st Jan. 2022	AD: 25 th Jan. 2023	AD: 10 th Feb. 2024	AD: 07 th April 2025	AD: 30 th April 2025
	PCOD / COD	27 th June 2023	2 nd Sept. 2022	18 th July 2025	17 th July 2025	16 th Dec. 2024	-	-	-
Progress	% Physical Progress	91.3%	100.0%	99.4%	98.3%	97.4%	77.1%	12.2%	15.5%
	Equity Invested (Rs. mn)	1,232.6	644.0	2,143.1	1,933.3	813.7	553.8	1.0	1.0
	Grant Received (Rs. mn)	7,485.0	4,386.6	10,944.5	10,043.4	4,670.7	2,633.5	687.5	653.5
	Debt Already Drawn (Rs. mn)	2,187.0	2,450.0	8,350.0	7,250.0	3,250.0	2,195.0	0.0	0.0

^Grant includes estimated Price Index Multiple of Rs. 4,222.5 mn

#Share Purchase Agreement signed with Indus Infra Trust

* - AD: Appointed Date

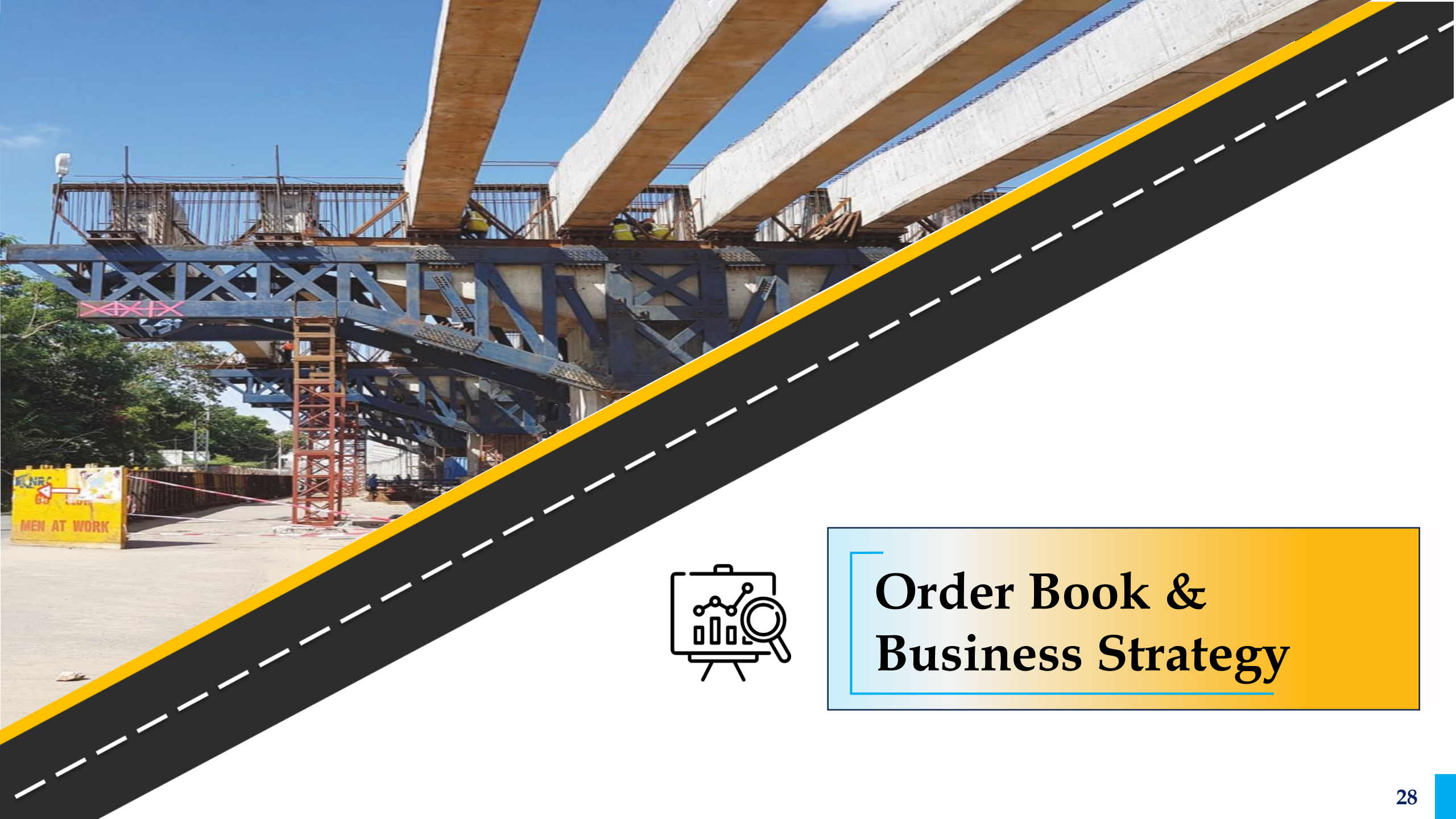
Asset Monetization



<i>Particulars</i>	<i>Total Equity to be Invested (Rs. mn)</i>		<i>Total Consideration* to be received (Rs. mn)</i>
KNR Palani Infra Pvt Ltd ("KPIPL")	644	4.5 times	2,901
KNR Ramagiri Infra Pvt Ltd ("KRG IPL")	928	2.3 times	2,159
KNR Guruvayur Infra Pvt Ltd ("KGIPL")	1,933	2.5 times	4,894
KNR Ramanattukara Infra Pvt Ltd ("KRIPL")	2,163	2.5 times	5,479
Total	5,668		15,432

- ❑ On 24th December 2025, the Company has executed Share Purchase Agreements with Indus Infra Trust, for the proposed sale of its 100% shareholding (including Sub Debt) of 4 special purpose vehicles (SPVs)
- ❑ The divestment shall be undertaken post approval of various Authority and lenders in conformance with the provisions of the Concession Agreement and expected to be completed on or before 30th September 2026.

*Total consideration includes cash surplus of Rs. Rs. 1,445.4 Mn

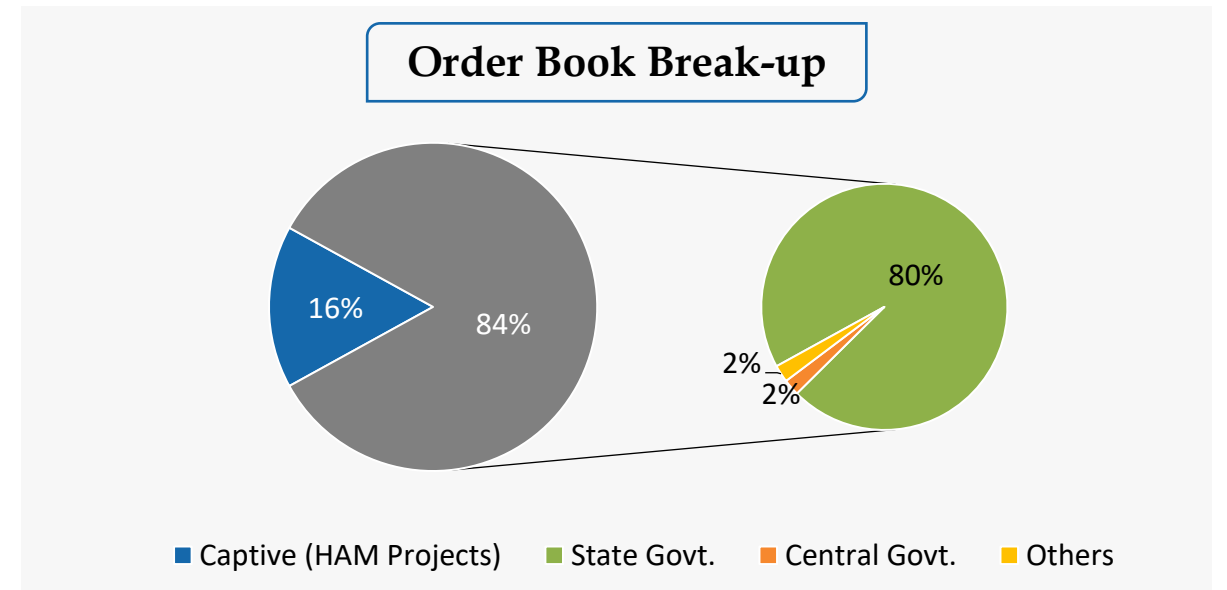


Order Book & Business Strategy

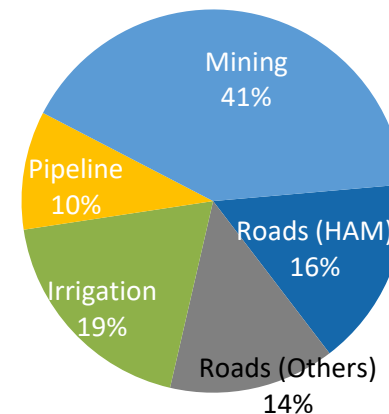
Order-book Highlights



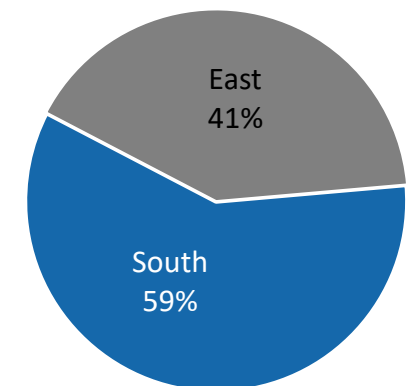
Key Projects	Rs. Mn
Mysore to Kushalnagara (Pkg V) (HAM)	5,507
Mysore to Kushalnagara (Pkg IV) (HAM)	4,864
Khajaguda Junction & IIIT Junction (EPC)	4,591
Iconic Bridge across Mir Alam tank, Bengaluru (EPC)	3,192
Marripudi to Somvarappadu Project (HAM)	1,529
Top 5 Road Projects	19,683
Other Road Projects	6,517
Irrigation Projects	16,677
Pipeline Projects	8,324
Mining Project	35,524
Total Orderbook as on 31st March 2026	86,725



Segment Wise Split



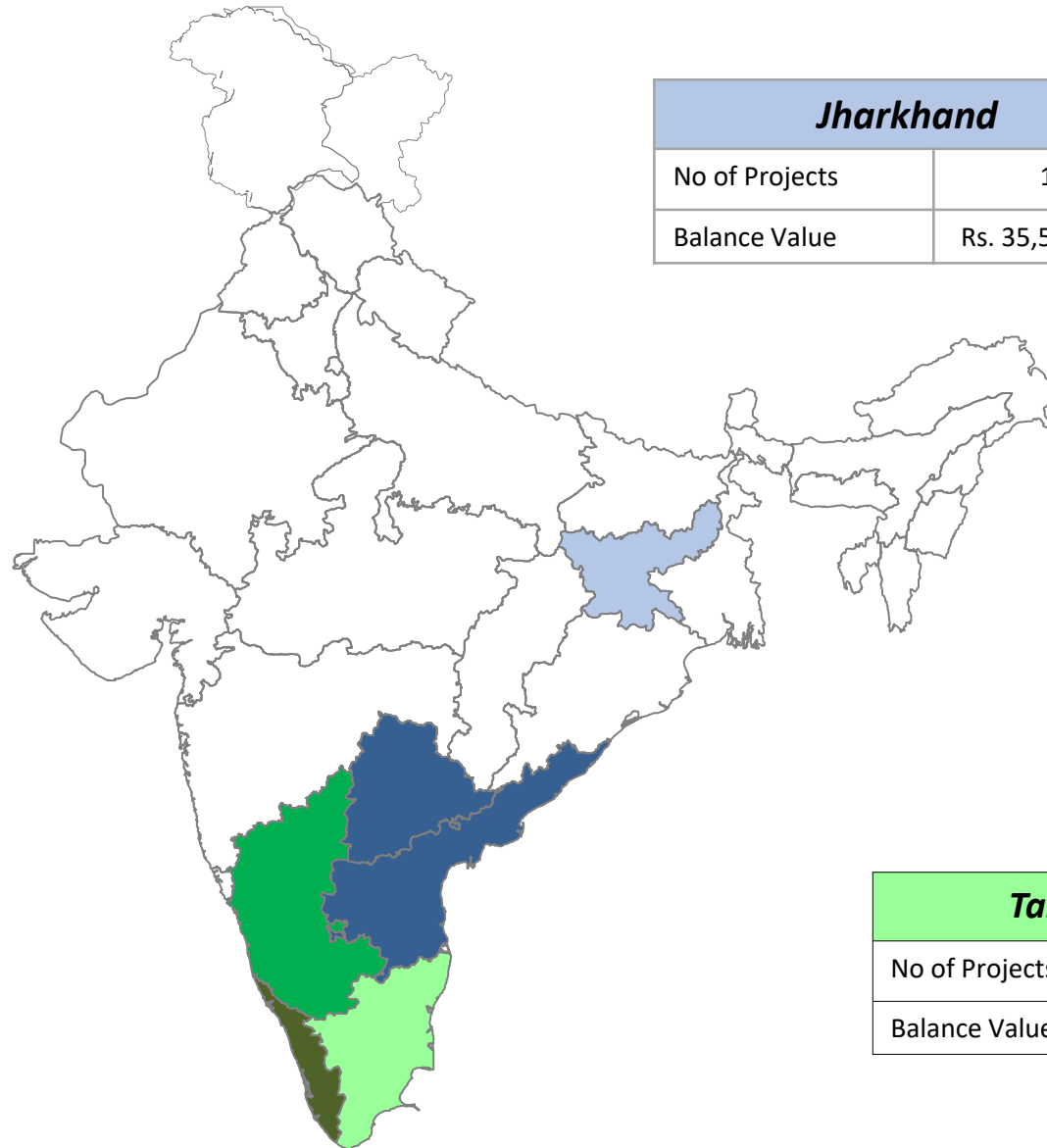
Region Wise Split



Order-book: State-wise

Karnataka	
No of Projects	6
Balance Value	Rs. 12,722 mn

Kerala	
No of Projects	2
Balance Value	Rs. 1,287 mn



Jharkhand	
No of Projects	1
Balance Value	Rs. 35,524 mn

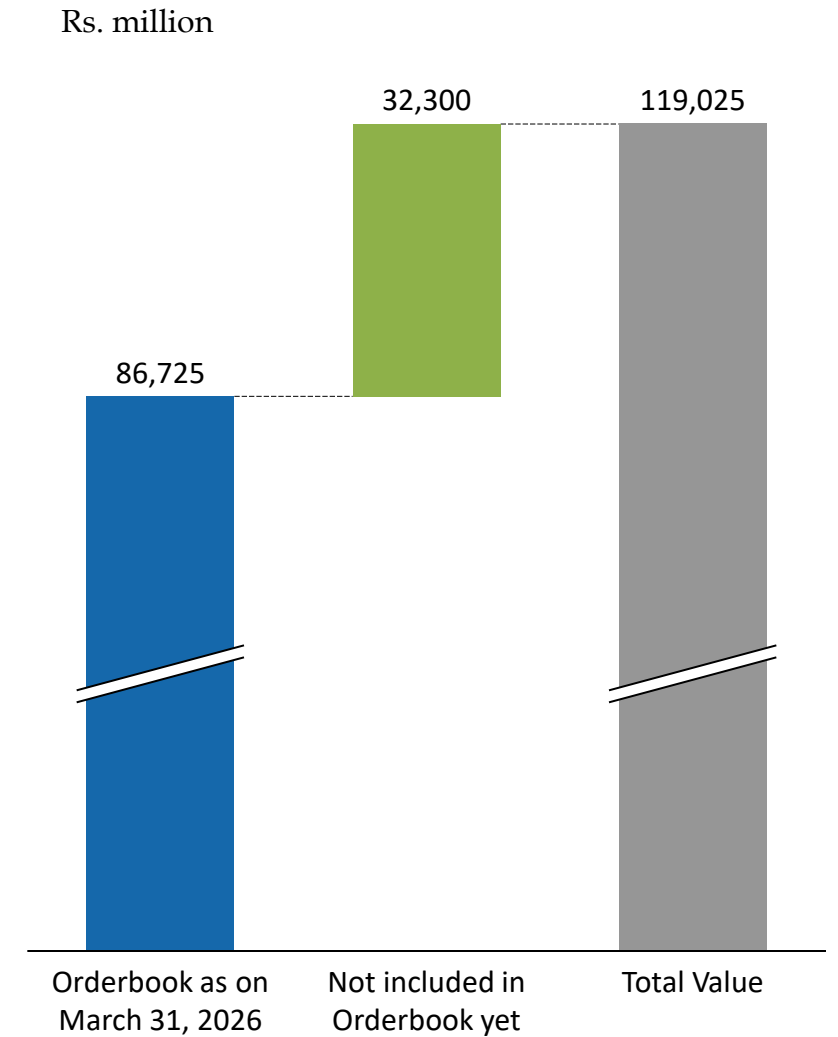
AP & Telangana	
No of Projects	18
Balance Value	Rs. 37,036 mn

Tamil Nadu	
No of Projects	2
Balance Value	Rs. 156 mn

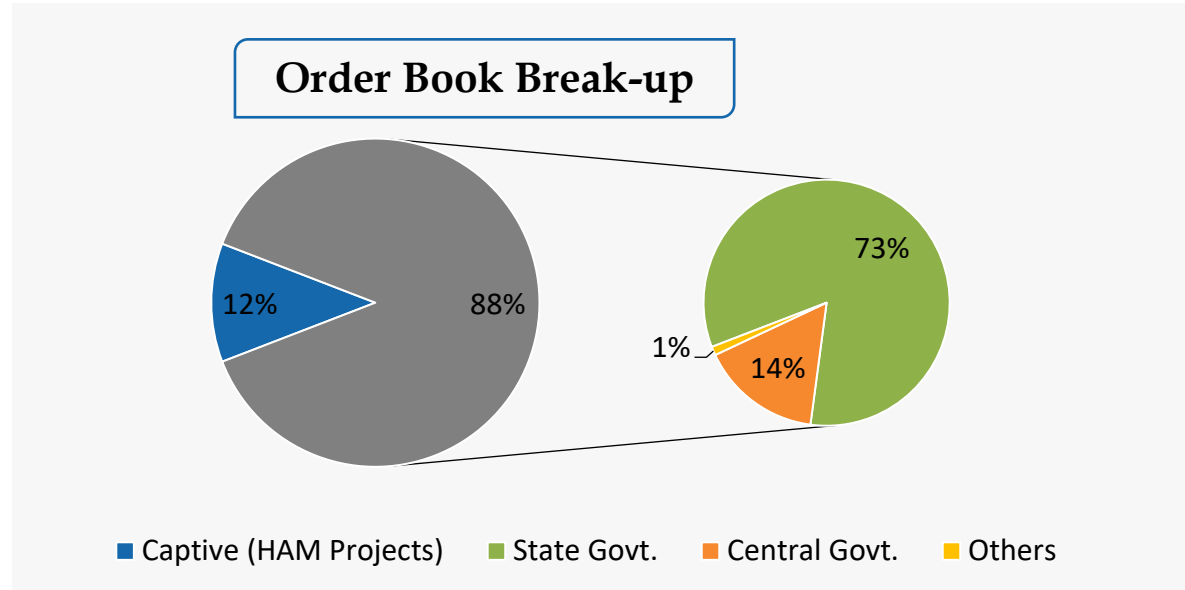
Recently Won Projects



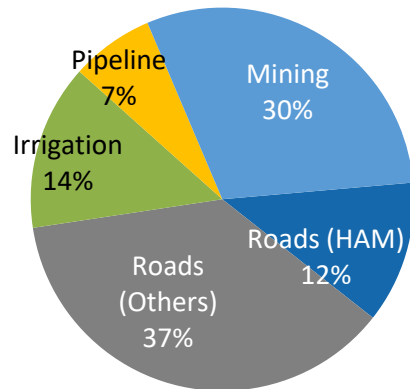
New HAM Projects	Rs. Million (Excluding GST)
Four Lane Elevated Corridor along East Coast Road (ECR) Thiruvanniyur to Uthandi in SH-49 on Hybrid Annuity Mode in the state of Tamil Nadu	16,800
4 laning of NH-167 from Gudebellur to Mahabubnagar Hyderabad – Panaji Section under on Hybrid Annuity Mode (HAM) in the state of Telangana	15,500
Total	32,300



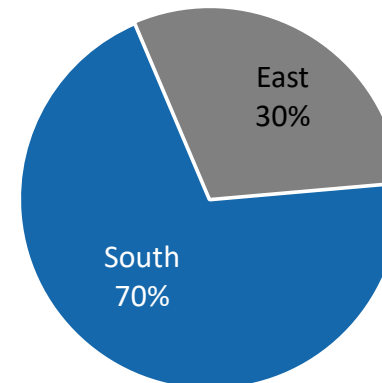
Orderbook Breakup - Rs. 1,19,025 Mn



Segment Wise Split



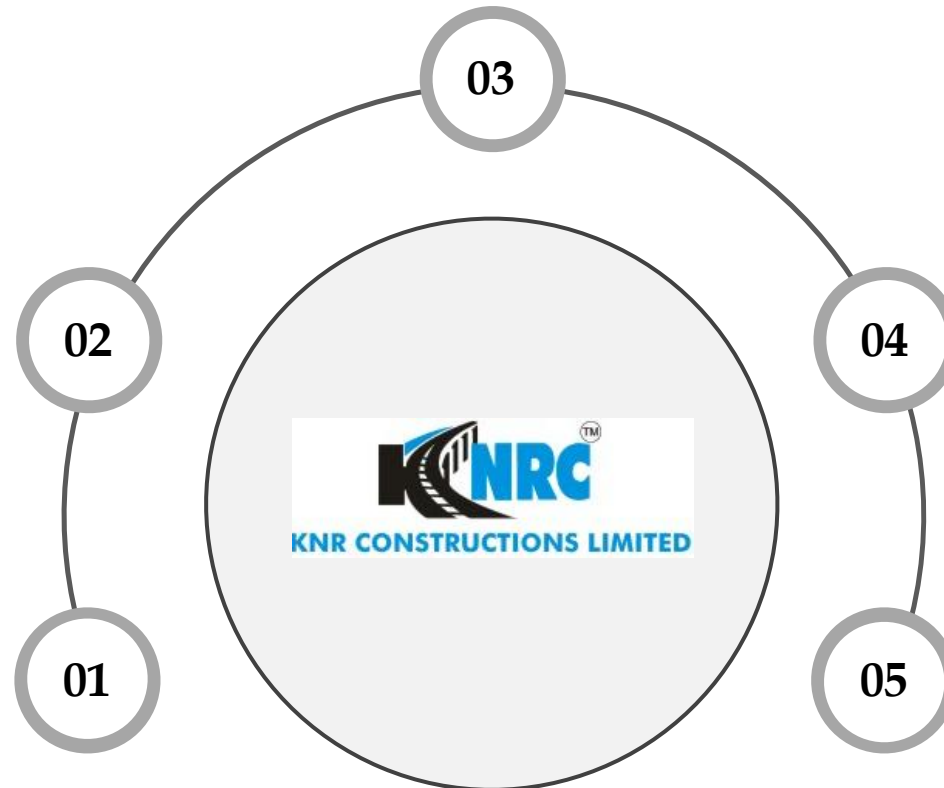
Region Wise Split



Focus on Projects involving
Higher degree of engineering
skills

Focus on securing EPC
contracts from reputed
Clients and Concessionaire

Capitalise on Opportunity of
huge Infrastructure
development in Country



Continuously explores growth
opportunities by forming
strategic Joint Ventures (JVs)

Execute all the projects on
time or ahead of schedule



Financial Highlights

Standalone Financial Highlights



Financial Year	2010*	2011*	2012*	2013*	2014*	2015*	2016^	2017^	2018^	2019^	2020^	2021^	2022^	2023^	2024^	2025^	2026^
Turnover	Rs. 7,125	Rs. 7,930	Rs. 7,505	Rs. 6,921	Rs. 8,348	Rs. 8,761	Rs. 9,025	Rs. 15,411	Rs. 19,317	Rs.21,373	Rs. 22,442	Rs. 27,026	Rs. 32,726	Rs. 37,438	Rs. 40,910	Rs. 33,587	Rs. 20,967
	\$118.6	\$132.0	\$125.0	\$115.2	\$139.0	\$140.0	\$136.1	\$238.3	\$296.9	\$306.8	\$297.7	\$369.2	\$431.7	\$455.4	\$493.3	\$393.1	\$224.3
EBITDA	Rs. 1,121	Rs. 1,356	Rs. 1,338	Rs. 1,164	Rs. 1,258	Rs. 1,261	Rs. 1,529	Rs. 2,296	Rs. 3,839	Rs. 4,270	Rs. 4,871	Rs. 5,358	Rs. 6,777	Rs. 7,217	Rs. 7,010	Rs. 6,259	Rs. 1,782
	\$18.7	\$22.6	\$22.3	\$19.4	\$20.9	\$20.1	\$23.1	\$35.5	\$59.3	\$61.3	\$64.6	\$73.2	\$89.4	\$87.8	\$84.5	\$73.3	\$19.1
Profit before Tax (PBT)	Rs. 826	Rs. 897	Rs. 784	Rs. 670	Rs. 669	Rs. 723	Rs. 1,291	Rs. 1,632	Rs. 2,682	Rs. 2,906	Rs. 2,937	Rs. 3,811	Rs. 5,788	Rs. 7,051	Rs. 6,893	Rs. 9,594	Rs. 1,697
	\$13.8	\$14.9	\$13.1	\$11.2	\$11.1	\$11.6	\$19.5	\$25.2	\$41.2	\$41.7	\$39.0	\$52.1	\$76.4	\$85.8	\$83.1	\$112.3	\$18.1
Profit after Tax (PAT)	Rs. 503	Rs. 568	Rs. 528	Rs. 521	Rs. 610	Rs. 730	Rs. 1,611	Rs. 1,573	Rs. 2,721	Rs. 2,633	Rs. 2,252	Rs. 2,442	Rs. 3,818	Rs. 4,988	Rs. 4,938	Rs. 7,257	Rs. 1,161
	\$8.4	\$9.5	\$8.8	\$8.7	\$10.2	\$11.7	\$24.3	\$24.3	\$41.8	\$37.8	\$29.9	\$33.4	\$50.4	\$60.7	\$59.5	\$84.9	\$12.4
EPS **	Rs. 1.79	Rs. 2.02	Rs. 1.88	Rs. 1.86	Rs. 2.17	Rs. 2.60	Rs. 5.73	Rs. 5.59	Rs. 9.68	Rs. 9.36	Rs. 8.01	Rs. 8.68	Rs. 13.6	Rs. 17.7	Rs. 17.6	Rs. 25.80	Rs. 4.13
	\$0.025	\$0.030	\$0.030	\$0.030	\$0.035	\$0.040	\$0.090	\$0.085	\$0.0150	\$0.135	\$0.109	\$0.119	\$0.179	\$0.216	\$0.214	\$0.302	\$0.044
Net Worth	Rs. 3,008	Rs. 3,520	Rs. 4,024	Rs. 4,521	Rs. 5,106	Rs. 5,837	Rs. 7,377	Rs. 8,955	Rs. 11,578	Rs. 14,143	Rs. 16,239	Rs. 18,678	Rs. 22,420	Rs. 27,343	Rs. 32,257	Rs. 39,450	Rs. 40,548
	\$50.1	\$58.6	\$67.0	\$75.3	\$85.0	\$93.3	\$111.2	\$138.5	\$177.9	\$203.0	\$215.4	\$255.1	\$295.7	\$332.6	\$389.0	\$461.7	\$433.8
Debt	Rs. 740	Rs. 735	Rs. 555	Rs. 710	Rs. 867	Rs. 963	Rs. 1,125	Rs. 1,303	Rs. 2,204	Rs. 2,641	Rs. 2,141	Rs. 7	Rs. 0	Rs. 3	Rs. 0	Rs. 0	Rs. 0
	\$12.3	\$12.2	\$9.2	\$11.8	\$14.4	\$16.0	\$16.9	\$20.2	\$31.6	\$37.9	\$28.4	\$0.1	\$0.0	\$0.0	\$0.0	\$0.0	\$0.0
Debt to Equity	0.25	0.21	0.14	0.16	0.17	0.17	0.15	0.14	0.19	0.19	0.13	0.00	0.00	0.00	0.00	0.00	0.00

From FY10 to FY14 1 USD = Rs. 60.059

FY15 – 1USD = Rs. 62.58; FY16-1 USD = Rs. 66.32; FY17-Rs. 64.66; FY18-Rs. 65.07, FY19-Rs. 69.66, FY20 = Rs. 75.39, FY21 = Rs. 73.21, FY22 = Rs. 75.81, FY23 = 82.22

FY24 = 82.93, FY25 = 85.44, FY26 = 93.48

* Above financials are based on I GAAP

** Adjusted for Bonus Issue

^ Based on IndAS

All figures in Rupees million except EPS & Debt to Equity

Standalone Financial Highlights



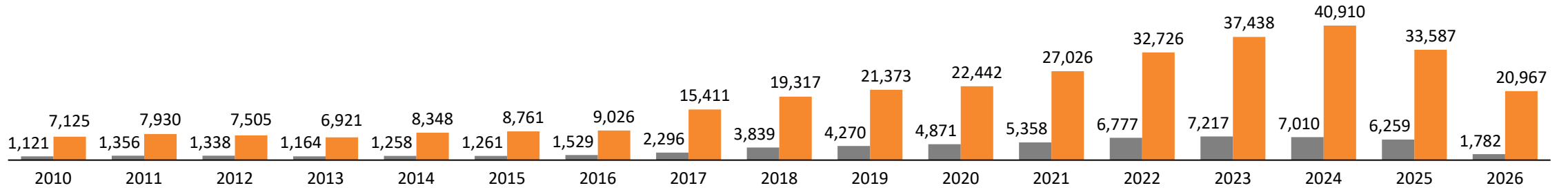
Rs. in Million

Revenue & EBITDA (Margin %)

EBITDA Margin (%)

15.7%	17.1%	17.8%	16.8%	15.1%	14.4%	16.9%	14.9%	19.9%	20.0%	21.7%	19.8%	20.7%	19.3%	17.1%	18.6%	8.5%
-------	-------	-------	-------	-------	-------	-------	-------	-------	-------	-------	-------	-------	-------	-------	-------	------

EBITDA
Revenue



Net Profit & Net Worth (RoE)

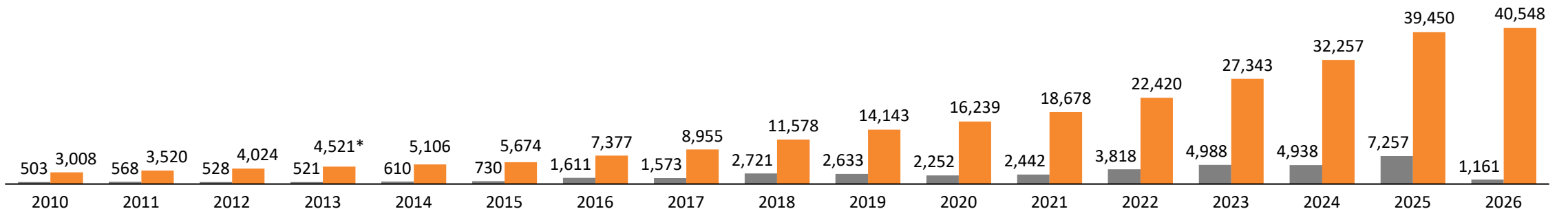
RoE (%)

16.7%	16.1%	13.1%	11.5%	11.9%	12.9%	21.8%	17.6%	23.5%	18.6%	13.9%	13.1%	17.0%	18.2%	15.3%	18.4%	2.9%
-------	-------	-------	-------	-------	-------	-------	-------	-------	-------	-------	-------	-------	-------	-------	-------	------

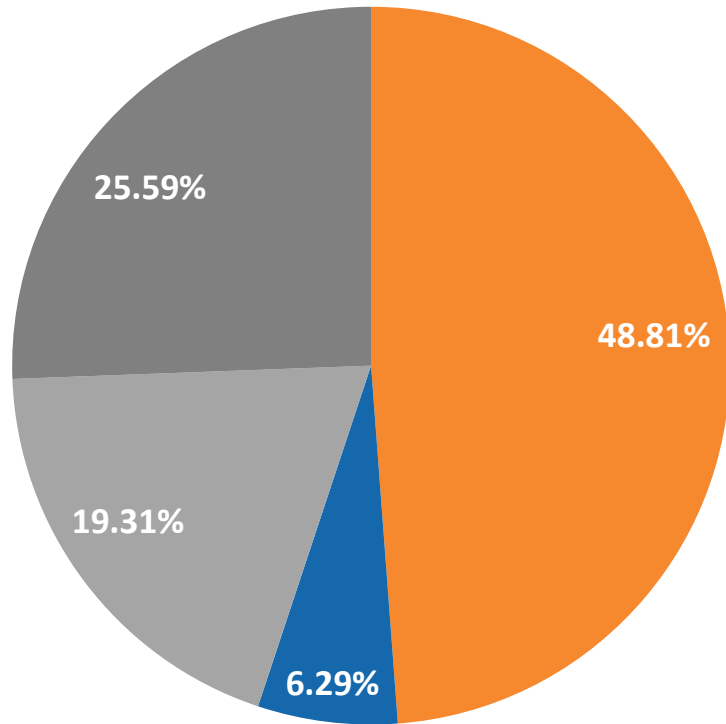
RoCE (%)

23.9%	21.5%	19.2%	15.0%	14.1%	12.4%	16.7%	17.7%	21.0%	19.2%	19.1%	23.6%	26.1%	22.2%	22.3%	25.0%	4.5%
-------	-------	-------	-------	-------	-------	-------	-------	-------	-------	-------	-------	-------	-------	-------	-------	------

PAT
Net Worth



Shareholding Pattern as of 31st March 2026



- **PROMOTERS**
- **FOREIGN INST. INVESTORS**
- **MUTUAL FUNDS & AIFs, Insurance Co.**
- **PUBLIC & OTHERS**

Shareholders Holding more than 1% of the Equity (Other than Promoters)	% to Equity
ICICI Prudential Mutual Fund	4.73%
HDFC Mutual Fund	3.76%
SBI Mutual Fund	3.50%
Bajaj Finserv Mutual Fund	1.58%
HSBC Mutual Fund	1.44%
Axis Mutual Fund	1.38%
Total	16.39%

For further information, please contact



Company :	Investor Relations Advisors :
<p data-bbox="522 615 963 682">KNR Constructions Ltd. CIN: L74210TG1995PLC130199</p> <p data-bbox="522 729 919 796">Mr. K. Venkata Ram Rao (GM - Finance & Accounts)</p> <p data-bbox="522 843 843 872">venkatram@knrcl.com</p> <p data-bbox="522 919 1003 1100"><u>Office Address:</u> KNR Constructions Limited KNR House, 3rd & 4th Floors, Plot NO. 114, Phase - I, Kavuri Hills, Hyderabad - 500033</p> <p data-bbox="522 1148 754 1176">www.knrcl.com</p>	<p data-bbox="1286 634 1806 701">Strategic Growth Advisors Pvt. Ltd. CIN: U74140MH2010PTC204285</p> <p data-bbox="1286 748 1544 776">Mr. Jigar Kavaia</p> <p data-bbox="1286 823 1625 891">+91-9920602034 jigar.kavaia@sgapl.net</p> <p data-bbox="1286 1129 1505 1158">www.sgapl.net</p>