

Date: 28th May, 2026

To
National Stock Exchange of India Limited
Exchange Plaza, C-1, Block G
Bandra Kurla Complex
Bandra (E), Mumbai – 400 051
Scrip Symbol: EIEL

To
BSE Limited
Phiroze Jeejeebhoy Towers
Dalal Street
Mumbai – 400001
Scrip Code: 544290

Sub: Financial Results for the quarter and year ended 31.03.2026

Dear Sir/Madam,

Pursuant to Regulation 33 and other applicable provisions of Securities and Exchange Board of India (Listing Obligations and Disclosure Requirements) Regulations, 2015 ("Listing Regulations"), we attach herewith the Audited Financial Results (Standalone and Consolidated), for the quarter and year ended 31st March, 2026 ("Financial Results"). These have been reviewed by the Audit Committee and approved in the meeting of the Board of Directors of the Company held today i.e., 28.05.2026.

The Meeting of the Board of Directors commenced at 02:00 P.M. and concluded at 03:00 P.M.

An extract of the above results will also be published in the newspapers in the prescribed format and will be placed on the Company's website.

Kindly take the above information on record.

Thanking you,

For Enviro Infra Engineers Limited

(Piyush Jain)
Company Secretary & Compliance Officer
A57000

Independent Auditor's Report on Standalone Annual Financial Results of Enviro Infra Engineers Limited for the quarter ended March 31, 2026 and year to date results for the period from April 01, 2025 to March 31, 2026, pursuant to the Regulation 33 of the SEBI (Listing Obligations and Disclosure Requirements) Regulations, 2015, as amended.

To,
The Board of Directors of
Enviro Infra Engineers Limited

Report on the Audit of the Standalone Annual Financial Results

Opinion

1. We have audited the accompanying standalone annual financial results of **Enviro Infra Engineers Limited** ('the Company') for the quarter and year to date results for the period from April 01, 2025 to March 31, 2026 ('the Statement') attached herewith, being prepared and submitted by the Company pursuant to the requirements of Regulation 33 of the SEBI (Listing Obligations and Disclosure Requirements) Regulations, 2015, as amended ("the Listing Regulations"), which has been initialled by us for the identification purpose.
2. In our opinion and to the best of our information and according to the explanations given to us, the aforesaid statements:
 - i. Includes the annual financial results of the entities listed in Annexure -1
 - ii. Presents financial results in accordance with the requirements of Regulation 33 of the Listing Regulations; and
 - iii. gives a true and fair view in conformity with the recognition and measurement principles laid down in the applicable Indian Accounting Standards ('Ind AS') prescribed under Section 133 of the Companies Act, 2013 ('the Act'), relevant rules issued thereunder, and other accounting principles generally accepted in India read with the Listing regulations, of the net profit and other comprehensive loss and other financial information of the Company for the quarter and year to date results for the period from April 01, 2025 to March 31, 2026.

Basis for opinion

3. We conducted our audit in accordance with the Standards on Auditing ('SAs') specified under Section 143(10) of the Act. Our responsibilities under those Standards are further described in the "Auditor's Responsibilities for the Audit of the Statement" section of our report. We are independent of the Company in accordance with the Code of Ethics issued by the Institute of Chartered Accountants of India ("the ICAI") and the rules thereunder, together with the ethical requirements that are relevant to our audit of the Statements under the provisions of the Act and the Rules thereunder and we have fulfilled our other ethical responsibilities in accordance with these requirements and the Code of Ethics.

We believe that the audit evidence obtained by us together with the audit evidence obtained by the other auditors in terms of their reports referred in paragraph 9 of Other Matters section below, is sufficient and appropriate to provide a basis for our opinion on the standalone annual financial results.



Responsibilities of Management and Those Charged with Governance for the Statement

4. This Statement has been prepared on the basis of the standalone annual audited financial statements and has been approved by the Company's Board of Directors.

The Company's management and Board of Directors of the company are responsible for the preparation and presentation of the Statement that gives a true and fair view of the net profit and other comprehensive losses and other financial information of the Company in accordance with the Ind AS specified under section 133 of the Act, read with the Companies (Indian Accounting Standards) Rules, 2015 and other accounting principles generally accepted in India, and in compliance with Listing Regulations.

This responsibility also includes maintenance of adequate accounting records in accordance with the provisions of the Act for safeguarding of the assets of the Company and for preventing and detecting frauds and other irregularities; selection and application of appropriate accounting policies; making judgments and estimates that are reasonable and prudent; design, implementation and maintenance of adequate internal financial controls that were operating effectively for ensuring the accuracy and completeness of the accounting records, relevant to the preparation and presentation of the Statement that gives a true and fair view and is free from material misstatement, whether due to fraud or error.

In preparing the Statement, the Board of Directors is responsible for assessing Company's ability to continue as a going concern, disclosing, as applicable, matters related to going concern, and using the going concern basis of accounting unless the Board of Directors either intends to liquidate the Company or to cease operations, or has no realistic alternative but to do so.

The Board of Directors is also responsible for overseeing the Company's financial reporting process.

Auditor's Responsibilities for the Audit of the Statement

5. Our objectives are to obtain reasonable assurance about whether the Statement as a whole is free from material misstatement, whether due to fraud or error, and to issue an auditor's report that includes our opinion. Reasonable assurance is a high level of assurance but is not a guarantee that an audit conducted in accordance with Standards on Auditing, specified under section 143(10) of the Act, will always detect a material misstatement when it exists. Misstatements can arise from fraud or error and are considered material if, individually or in the aggregate, they could reasonably be expected to influence the economic decisions of users taken on the basis of this Statement.
6. As part of an audit in accordance with the Standards on Auditing, we exercise professional judgment and maintain professional skepticism throughout the audit.

We also:

- Identify and assess the risks of material misstatement of the Statement, whether due to fraud or error, design and perform audit procedures responsive to those risks, and obtain audit evidence that is sufficient and appropriate to provide a basis for our opinion. The risk of not detecting a material misstatement resulting from fraud is higher than for one resulting from error, as fraud may involve collusion, forgery, intentional omissions, misrepresentations, or the override of internal control.



- Obtain an understanding of internal control relevant to the audit in order to design audit procedures that are appropriate in the circumstances. Under Section 143(3)(i) of the Act, we are also responsible for expressing our opinion on whether the Company has in place adequate internal financial controls with reference to financial statements and the operating effectiveness of such controls.
- Evaluate the appropriateness of accounting policies used and the reasonableness of accounting estimates and related disclosures made by the Management and Board of Directors.
- Conclude on the appropriateness of the Management and Board of Directors' use of the going concern basis of accounting and, based on the audit evidence obtained, whether a material uncertainty exists related to events or conditions that may cast significant doubt on the Company's ability to continue as a going concern. If we conclude that a material uncertainty exists, we are required to draw attention in our auditor's report to the related disclosures in the Statement or, if such disclosures are inadequate, to modify our opinion. Our conclusions are based on the audit evidence obtained up to the date of our auditor's report. However, future events or conditions may cause the Company to cease to continue as a going concern.
- Evaluate the overall presentation, structure, and content of the Statement, including the disclosures, and whether the Statement represents the underlying transactions and events in a manner that achieves fair presentation.

Materiality is the magnitude of misstatements in the Statement that, individually or in aggregate, makes it probable that the economic decisions of a reasonably knowledgeable user of the standalone financial results may be influenced. We consider quantitative materiality and qualitative factors in (i) planning the scope of our audit work and in evaluating the results of our work; and (ii) to evaluate the effect of any identified misstatements in the standalone financial results.

7. We communicate with those charged with governance regarding, among other matters, the planned scope and timing of the audit and significant audit findings, including any significant deficiencies in internal control that we identify during our audit.
8. We also provide those charged with governance with a Statement that we have complied with relevant ethical requirements regarding independence, and to communicate with them all relationships and other matters that may reasonably be thought to bear on our independence, and where applicable, related safeguards.

Other Matters

9. The accompanying Statement includes the audited financial statement and other information in respect of six joint operations included in the standalone statement, whose results reflect total assets of Rs. 3,484.84 lakhs, total revenues of Rs. 2,690.17 Lakhs and Rs. 2,691.00 Lakhs, total net profit / (loss) after tax of Rs. 199.61 Lakhs and Rs. 0.09 Lakhs, total comprehensive income / (losses) of Rs. 199.61 Lakhs and Rs. 0.09 Lakhs for the quarter and year ended March 31, 2026 respectively and net cash Inflow/ (outflow) of Rs. 13.14 lakhs for the year ended March 31, 2026, as considered in the Statement have been audited by the respective independent auditors. According to the information and explanations given to us by the management, these Joint operations are not considered material to the Company. All the figures stated above represent the Company's share before giving the effect of consolidation adjustments.





The auditors' report on the financial statements of six joint operations of the company has been furnished to us by the management and our opinion on the standalone annual financial results in so far as it relates to the amounts and disclosures included in respect of these joint operations is based solely on the reports of such auditors.

Our opinion on the Statement is not modified in respect of the above matters with respect to our reliance on the work done and the reports of the other auditors and the financial information certified by the Board of Directors.

10. The Statement includes the results for the quarter ended March 31, 2026, being the balancing figure between the audited figures in respect of the full financial year ended March 31, 2026, and the published unaudited year-to-date figures up to the nine months period ended December 31, 2025, which were subjected to a limited review by us, as required under the Listing Regulations.

For S S Kothari Mehta & Co. LLP
Chartered Accountants
Firm Reg. No. – 000756N/ N500441



Deepak K. Aggarwal
Partner
Membership No. – 095541
UDIN: 26095541EMNAUQ1132
Place: New Delhi
Date: May 28, 2026

Annexure 1

List of entities included in the Standalone Annual Financial Results: -

Joint Operations:

1. EIEPL-HNB JV
2. HNB-EIEPL JV
3. BIPL-EIEPL JV
4. EIEPL-ABI JV
5. EIEPL-LCIPPL-ABI JV
6. EIEL-AIEPL JV(incorporated on 29/05/2025)



ENVIRO INFRA ENGINEERS LIMITED

Regd. Office: Unit No. 201, 2nd Floor, RG Metro Arcade, Sector-11, Rohini, New Delhi-110085

CIN: L37003DL2009PLC191418

PHONE :011-40591549 EMAIL: ho@eiepl.in, WEBSITE: www.eiel.in

STATEMENT OF AUDITED STANDALONE BALANCE SHEET AS AT 31ST MARCH 2026

(all amounts are in Lakhs, unless otherwise stated)

Particulars	As at 31st March 2026	As at 31st March 2025
	Audited	Audited
ASSETS		
Non-Current Assets		
(a) Property, Plant and Equipment	13,446.69	7,018.21
(b) Capital Work-in-progress	1,097.24	-
(c) Intangible Assets	-	-
(d) Intangible Assets under Development	16.49	15.50
(e) Investment in Subsidiaries	7,509.80	9.80
(f) Financial Assets		
(i) Investments	83.33	-
(ii) Loans	9,728.09	5,524.02
(iii) Other	4,085.13	3,169.26
(g) Deferred Tax Assets (Net)	675.15	384.21
(h) Other Non-Current Assets	357.68	1,513.10
Total Non-Current Assets	36,999.60	17,634.10
Current Assets		
(a) Inventories	3,272.45	4,213.29
(b) Financial Assets		
(i) Investments	4,753.42	944.90
(ii) Trade Receivables	18,079.85	21,804.81
(iii) Cash and Cash Equivalents	4,181.85	14,876.96
(iv) Bank balances other than (iii) above	23,331.72	38,837.17
(v) Loans	120.53	13.08
(vi) Other	70,493.95	39,432.26
(c) Current Tax Assets (Net)	-	49.51
(d) Other Current Assets	4,011.84	943.23
Total Current Assets	1,28,245.61	1,21,115.22
TOTAL ASSETS	1,65,245.21	1,38,749.32
EQUITY AND LIABILITIES		
Equity		
(a) Equity Share Capital	17,553.00	17,553.00
(b) Other Equity	99,094.80	82,067.37
Total Equity	1,16,647.80	99,620.37
Liabilities		
Non-Current Liabilities		
(a) Financial Liabilities		
(i) Borrowings	1,726.97	938.59
(ii) Other Financial Liabilities	240.55	255.18
(b) Provisions	220.67	132.97
(c) Other Non-Current Liabilities	1,973.23	-
Total Non-Current Liabilities	4,161.42	1,326.74
Current Liabilities		
(a) Financial Liabilities		
(i) Borrowings	16,150.06	12,455.32
(ii) Trade Payables:		
(A) Total outstanding dues of micro enterprises and small enterprises	6,680.16	3,622.30
(B) Total outstanding dues of creditors other than micro enterprises and small enterprises	10,443.20	13,081.99
(iii) Other Financial Liabilities	6,832.86	5,194.91
(b) Other Current Liabilities	3,294.85	2,306.47
(c) Provisions	46.12	38.40
(d) Current Tax Liabilities (Net)	988.74	1,102.82
Total Current Liabilities	44,435.99	37,802.21
TOTAL EQUITY AND LIABILITIES	1,65,245.21	1,38,749.32



the Order of Board of Directors

Manish Jain
Managing Director
DIN: 02671522

Place: New Delhi
Date: 28-05-2026

ENVIRO INFRA ENGINEERS LIMITED

Regd. Office: Unit No. 201, 2nd Floor, RG Metro Arcade, Sector-11, Rohini, New Delhi-110085

CIN: L37003DL2009PLC191418


PHONE :011-40591549 EMAIL: ho@eiepl.in, WEBSITE: www.eiel.in

STATEMENT OF AUDITED STANDALONE FINANCIAL RESULTS FOR THE QUARTER AND YEAR ENDED 31ST MARCH 2026

(all amounts are in Lakhs, unless otherwise stated)

Particulars	Quarter Ended			Year Ended	
	31st March 2026	31st December 2025	31st March 2025	31st March 2026	31st March 2025
	Audited (Refer Note 7)	Unaudited	Audited (Refer Note 7)	Audited	Audited
Income					
I Revenue From Operations	33,577.12	22,999.46	38,434.33	1,01,510.09	1,04,567.65
II Other Income	1,364.26	971.90	1,259.76	4,175.10	2,547.10
III Total Income (I+II)	34,941.38	23,971.36	39,694.09	1,05,685.19	1,07,114.75
Expenses:-					
Manufacturing, Construction and Operating Expenses					
Cost of Materials Consumed	16,715.84	9,142.35	21,782.56	44,412.17	54,578.16
Stores, Spares and Tools Consumed and Hiring of Equipment & Machinery	513.73	378.44	279.59	1,609.79	775.93
Other Construction and Operating Expenses	7,093.91	5,413.50	4,903.22	22,474.89	17,119.96
Total	24,323.48	14,934.29	26,965.37	68,496.85	72,474.05
Employee Benefits Expense	1,801.80	1,634.39	1,420.71	6,380.00	4,791.21
Finance Cost	631.51	543.81	600.40	2,149.45	2,913.51
Depreciation and Amortization Expenses	523.81	427.85	272.45	1,616.34	944.44
Other Expenses	1,033.69	807.96	927.50	3,281.60	2,498.05
Total Expenses (IV)	28,314.29	18,348.30	30,186.43	81,924.24	83,621.25
V Profit before exceptional items (III-IV)	6,627.09	5,623.06	9,507.66	23,760.95	23,493.50
VI Exceptional Items (Refer note 5)	(26.40)	2.55	-	(874.80)	-
VII Profit before Tax (V+VI)	6,600.70	5,625.61	9,507.66	22,886.15	23,493.50
VIII Tax Expense :					
- Current Tax	1,619.20	1,632.00	2,532.09	6,100.20	6,324.29
-(Excess)/Short Provision of Income Tax for Earlier Years	-	(28.27)	1.03	(28.27)	5.90
- Deferred Tax charge/(credit)	(14.45)	(83.32)	(91.86)	(273.56)	(173.37)
Total Tax Expense (VIII)	1,604.75	1,520.41	2,441.26	5,798.37	6,156.82
IX Profit after Tax (VII-VIII)	4,995.95	4,105.20	7,066.40	17,087.78	17,336.68
X Other Comprehensive Income					
<i>Items that will not be reclassified to Profit & Loss</i>					
Remeasurement of Income/(Loss) on defined benefit plans	(7.20)	(66.87)	(19.94)	(80.65)	(11.64)
Income tax relating to items that will not be reclassified to profit or loss	1.81	16.83	5.02	20.30	2.93
Total Other Comprehensive Income/(Loss) for the period/year	(5.39)	(50.04)	(14.92)	(60.35)	(8.71)
XI Total Comprehensive Income/(Loss) for the period/year (IX+X)	4,990.56	4,055.17	7,051.48	17,027.43	17,327.97
XII Paid up share capital (face value of ₹ 10 per share)	17,553.00	17,553.00	17,553.00	17,553.00	17,553.00
XIII Other Equity	-	-	-	99,094.80	82,067.37
XIV <u>Earning Per Equity Share [face value of ₹ 10/- (previous year ₹ 10/-)]*</u>					
(1) Basic (₹)	2.85	2.34	4.71	9.73	11.57
(2) Diluted (₹)	2.85	2.34	4.71	9.73	11.57

* EPS is not annualised for the quarters



By the Order of Board of Directors

Manish Jain
Managing Director

Place: New Delhi
Date: 28-05-2026

ENVIRO INFRA ENGINEERS LIMITED

Regd. Office: Unit No. 201, 2nd Floor, RG Metro Arcade, Sector-11, Rohini, New Delhi-110085

CIN: L37003DL2009PLC191418

PHONE :011-40591549 EMAIL: ho@eiepl.in, WEBSITE: www.eiel.in

STATEMENT OF AUDITED STANDALONE CASHFLOWS FOR THE YEAR ENDED 31ST MARCH 2026

(all amounts are in Lakhs, unless otherwise stated)

Particulars	For the year ended	For the year ended
	31st March 2026	31st March 2025
	Audited	Audited
A CASH FLOW FROM OPERATING ACTIVITIES		
Profit before Tax	22,886.15	23,493.49
Adjustment to reconcile profit before tax to net cash flows:		
Depreciation and Amortization Expense	1,616.34	944.44
Change in ECL Provision	954.45	591.68
Finance Cost	2,149.45	2,913.51
Net Loss on Foreign Exchange Fluctuation	2.26	(0.75)
Interest Income	(3,125.29)	(2,277.89)
Gain on sale of investment	(76.80)	(11.61)
Net Fair value change in investment	(154.34)	-
Intangible Asset under development w/off	15.50	-
Provisions/Liabilities no longer payable written back	(412.77)	-
Balances Written off	192.11	-
(Profit)/Loss on sale of Property, Plant & Equipment (Net)	-	(0.09)
Cash generated from operations before working capital changes	24,047.06	25,652.78
Adjustment for:		
(Increase)/Decrease in Inventories	940.84	(686.02)
(Increase)/Decrease in Loans and Advances	(51.52)	(19.70)
(Increase)/Decrease in Trade Receivable	3,696.69	(10,368.85)
(Increase)/Decrease in Other financial assets	(32,474.06)	(16,125.60)
(Increase)/Decrease in Other Current assets	(3,271.51)	1,032.47
Increase/(Decrease) in Trade Payables	419.08	400.20
Increase/(Decrease) in Non-Current Liabilities	1,980.28	23.18
Increase/(Decrease) in Current Liabilities	7.71	11.95
Increase/(Decrease) in Other Financial Liabilities	2,004.26	1,272.37
Increase/(Decrease) in Other Current Liabilities	988.37	1,367.82
Cash flow from operations	(1,712.80)	2,560.60
Income tax paid (net of refunds)	(6,136.51)	(7,240.70)
Net Cash flow from / (used in) operating activities (A)	(7,849.31)	(4,680.10)
B CASH FLOW FROM INVESTING ACTIVITIES		
Purchase of Property, Plant and Equipments (including capital work in progress and capital advance)	(7,800.22)	(4,662.57)
Sale of Property, Plant and Equipments	-	0.57
Investment in Equity shares	(7,500.00)	(2.40)
Interest Income	3,447.65	1,980.12
Investment in liquid funds	(8,881.20)	(9,800.00)
Proceeds from sale of liquid funds	5,710.41	9,811.61
Loan given to subsidiaries	(8,966.50)	(2,804.50)
Loan repaid by subsidiaries	4,706.50	2,529.00
Investment in term deposits and other bank balances	14,620.34	(22,331.46)
Investment in Debt Securities	(1,548.95)	(944.90)
Redemption of Debt Securities	1,000.00	-
Net Cash flow from / (used in) Investing Activities (B)	(5,211.97)	(26,224.53)
C CASH FLOW FROM FINANCING ACTIVITIES		
Proceeds from Issue of Shares (Net of expenses)	-	52,611.14
Proceeds from Non-current borrowings (incl. current maturities)	2,037.32	1,250.06
Payment of Non-current borrowings	(1,042.07)	(6,800.51)
Interest & Financial Charges Paid	(2,116.95)	(2,927.67)
Proceeds from Short Term Borrowings (Net)	3,487.87	1,631.53
Net Cash flow from / (used in) financing Activities (C)	2,366.17	45,764.55
Net Increase/(Decrease) in Cash and Cash equivalents (A+B+C)	(10,695.11)	14,859.92
Opening Cash and Cash equivalents	14,876.96	17.05
Closing Cash and Cash equivalents	4,181.85	14,876.96

Notes:

- The above cash flows statement has been prepared under indirect method set out in the applicable Indian Accounting Standard (IND AS) 7 on Statement of Cash Flows.
- Figures in bracket indicates the cash outflows.
- There are no restricted balance in cash and cash equivalents.



By the Order of Board of Directors

Manish Jain
Managing Director
DIN: 02671522

Place: New Delhi
Date: 28-05-2026

ENVIRO INFRA ENGINEERS LIMITED

Regd. Office: Unit No. 201, 2nd Floor, RG Metro Arcade, Sector-11, Rohini, New Delhi-110085

CIN: L37003DL2009PLC191418

PHONE :011-40591549 EMAIL: ho@ciepl.in WEBSITE: www.ciel.in

NOTES TO AUDITED STANDALONE & CONSOLIDATED FINANCIAL RESULTS FOR THE YEAR ENDED 31ST MARCH 2026

- The above audited standalone & consolidated financial results have been reviewed and recommended by the Audit Committee and approved by the Board of Directors of the Company at their respective meetings held on May 28, 2026. A limited review of these results for the quarter ended March 31, 2026 and for the year ended March 31, 2026 has been carried out by the Statutory Auditors pursuant to Regulation 33 of Securities and Exchange Board of India (Listing Obligations and Disclosure Requirements) Regulation, 2015 as amended, who have issued unmodified opinion on the above results.
- These audited standalone & consolidated financial results have been prepared in accordance with the recognition and measurement principles laid down under Section -133 of the Companies Act, 2013, as
- Pursuant to initial public offering (IPO) of 4,39,48,000 equity share, fresh issue of 3,85,80,000 equity share and offer for sale of 52,68,000 equity share of Rs 10 each were allotted at the price Rs 148/- per equity share and 1,00,000 equity share of Rs 10 each, which was under Employee Reservation Portion were allotted at the price of Rs 135/- per equity Share. The company's equity share were listed on National Stock Exchange of India Limited (NSE) and BSE Limited (BSE) on November 29, 2024. The said proceeds aggregating to Rs.57,233.40 Lakhs from IPO have been partially utilised as per the
- The Group is primarily engaged in the infrastructure development in water treatment plant and renewable energy sector.
The business activities of the Group comprise execution of turnkey infrastructure projects relating to Water Treatment Plants (WTPs), Sewage Treatment Plants (STPs), Common Effluent Treatment Plants (CETPs), Water Supply Schemes and construction/execution of Renewable Energy Plants.
The Group is also engaged in development, construction, ownership and operation of renewable energy plants under: Engineering, Procurement and Construction (EPC) contracts; and Build Own and Operate (BOO) model, wherein the Group constructs renewable energy plants and generates revenue from sale of renewable energy.
Based on the nature of products and services, risk and return profile, internal financial reporting systems and the manner in which the Chief Operating Decision Maker (CODM) reviews and assesses the performance of the business, the Group has identified the following reportable segments under Ind AS 108:

i) EPC Construction Segment

Comprising execution of turnkey infrastructure and EPC projects including Water Treatment Plants (WTPs), Sewage Treatment Plants (STPs), Common Effluent Treatment Plants (CETPs), Water Supply Schemes and construction/execution of Renewable Energy Plants.

ii) Sale of Renewable Energy Segment

Comprising generation and sale of renewable energy from renewable power plants operated by the Group under the BOO model.

The accounting policies adopted for segment reporting are consistent with those used in the preparation of the consolidated financial statements. Segment performance is evaluated based on revenue, profitability and other financial information measured in accordance with the accounting principles followed by the Group.

Accordingly the disclosure is made as below:

Particulars	Quarter Ended			Year Ended	
	31st March 2026	31st December 2025	31st March 2025	31st March 2026	31st March 2025
	Audited (Refer Note 7)	Unaudited	Audited (Refer Note 7)	Audited	Audited
I. Segment Revenue					
EPC Construction Segment	42,265.63	24,572.15	40,040.83	1,13,495.66	1,06,605.61
Sale of Renewable Energy Segment	465.74	429.63	-	1,064.30	-
Total	42,731.37	25,001.78	40,040.83	1,14,559.96	1,06,605.61
Less: Inter-segment Revenue	-	-	-	-	-
Net Segment Revenue	42,731.37	25,001.78	40,040.83	1,14,559.96	1,06,605.61
2. Segment Results					
EPC Construction Segment	7,092.66	5,995.92	10,419.77	25,188.98	25,831.99
Sale of Renewable Energy Segment	38.76	(19.59)	-	11.81	-
Total	7,131.42	5,976.33	10,419.77	25,200.79	25,831.99
Finance Cost	(1,158.95)	(999.67)	-	-	-
Other Income	1,159.27	845.94	(808.23)	(3,609.58)	(3,718.13)
Profit before exceptional item and tax	7,131.75	5,822.60	9,937.48	25,837.22	24,055.12
Add: Exceptional item	(26.40)	2.55	-	(874.80)	-
Profit Before Tax	7,105.35	5,825.15	9,937.48	24,962.42	24,055.12
Income Taxes	-	-	-	-	-
Current Taxes	1,912.83	1,657.55	2,532.09	6,438.59	6,324.29
-(Excess) Short Provision of Income Tax for Earlier Years	-	(28.27)	1.03	(28.27)	5.90
Deferred Taxes	(246.56)	(16.20)	(4.54)	(286.37)	10.14
Profit After Tax	5,439.08	4,212.07	7,408.90	18,838.48	17,714.79
3. Other Information					
A. Segment Assets					
EPC Construction Segment	1,93,345.76	1,71,613.09	1,49,834.38	1,93,345.76	1,49,834.38
Sale of Renewable Energy Segment	18,377.13	14,872.63	-	18,377.13	-
Total Segment Assets	2,11,722.88	1,86,485.73	1,49,834.38	2,11,722.88	1,49,834.38
Less: Inter-segment assets	(7,500.00)	(7,500.00)	-	(7,500.00)	-
Add: Unallocable assets	-	-	-	-	-
Total Assets	2,04,222.88	1,78,985.73	1,49,834.38	2,04,222.88	1,49,834.38
B. Segment Liabilities					
EPC Construction Segment	63,310.81	46,782.07	50,455.14	63,310.81	50,455.14
Sale of Renewable Energy Segment	17,169.31	14,153.30	-	17,169.31	-
Total Segment Liabilities	80,480.12	60,935.37	50,455.14	80,480.12	50,455.14
Less: Inter-Segment Liabilities	-	-	-	-	-
Add: Unallocable Liabilities	-	-	-	-	-
Total Liabilities	80,480.12	60,935.37	50,455.14	80,480.12	50,455.14
C. Capital Employed					
(Segment Assets - Segment Liabilities)	1,23,742.76	1,18,050.36	99,379.24	1,23,742.76	99,379.24

During the quarter ended June 30, 2025, the management of the holding company identified a cyber fraud incident involving unauthorized and fraudulent transfer of funds aggregating to ₹1,115.00 lakhs (₹495.00 lakhs up to June 30, 2025 and ₹620.00 lakhs subsequently).

Upon detection of the fraudulent transactions, the company promptly lodged a complaint on the National Cyber Crime Reporting Portal, and an FIR was registered with the IFSO Wing, Special Cell, Outer Pursuant to the FIR and the ongoing proceedings for tracing and recovery of the misappropriated funds, the Hon'ble Judicial Magistrate Court, Delhi directed various banks to impose lien on the identified accounts and release the traced funds through the National Cyber Crime Reporting Portal mechanism. Accordingly, against the total lien amount of ₹302.00 lakhs, an amount of ₹240.20 lakhs had been Considering the uncertainty associated with the ultimate recovery of the balance amount, the company has recognized a charge of ₹874.80 lakhs under Exceptional Items in the Statement of Profit and Loss In the interest of good governance and to uphold accountability, the Chairman & Whole-time Director and the Managing Director have voluntarily relinquished their remuneration until the financial losses



ENVIRO INFRA ENGINEERS LIMITED

Regd. Office: Unit No. 201, 2nd Floor, RG Metro Arcade, Sector-11, Rohini, New Delhi-110085

CIN: L37003DL2009PLC191418

PHONE :011-40591549 EMAIL: ho@eiepl.in WEBSITE: www.eiel.in

6

1. Acquisition of Subsidiaries during the reporting period:

(A) During the year, the M/s EIE Renewable Private Limited, a wholly owned subsidiary of holding company entered into a Share Purchase and Sale Agreement dated 20 August 2025 with M/s Essel Green Energy Private Limited and a Securities Purchase and Sale Agreement dated 20 August 2025 with M/s PTC India Financial Services Limited for acquisition of 100% equity stake in M/s Vento Power Infra Pursuant to this acquisition, EIE Renewables Private Limited has taken over the project finance term loan outstanding in the books of Vento Power Infra Private Limited, amounting to ₹12,135.47 lakhs, at an assigned value of ₹11,360.61 lakhs. The differential amount of ₹774.86 lakhs has been recognized as a gain under "Other Income" in the Consolidated Statement of Profit and Loss for the year ended on Pursuant to the acquisition, a gain on bargain purchase amounting to ₹1,168.60 lakhs has been recognized. This gain has been considered and disclosed under "Other Equity" in the consolidated financial (B) Further, during the year, M/s EIE Renewable Private Limited, a wholly owned subsidiary of holding company entered into a Share Purchase and Option Agreement dated 25 June 2025 with M/s Prama Instrument Private Limited for acquisition of 100% stake in M/s Soltrix Solution Private Limited. The acquisition structure comprises acquisition of 49.00% of equity shares upfront and remaining 51.00%

2. Acquisition of Subsidiaries subsequent to the reporting period:

Subsequent to the reporting period, the group entered into a Share Purchase and Option Agreement dated 22 April 2026 with M/s Barbrick Project Limited for acquisition of 100% stake in M/s PRA Bihar BESS Private Limited through acquisition of 49.00% equity shares upfront and balance 51.00% through call option arrangements exercisable in future. The total acquisition consideration for 10,000 equity shares amounts to Rs. 15.51 crores. The acquired entity is an SPV engaged in development of a 37.50 MW / 150 MWh Battery Energy Storage System (BESS) project in Bihar under BOOT mode. Since the Further, subsequent to the reporting period, the Group entered into a Share Purchase and Option Agreement dated 28 April 2026 for acquisition of 100% stake in M/s Suyog Ujja Limited. The total acquisition consideration for 50,000 equity shares amounts to Rs. 311.00 crores. The acquisition structure comprises acquisition of 51.00% equity shares upfront and balance 49.00% in a phased manner, to be completed on or before 31 July 2028. M/s Suyog Ujja Limited is engaged in renewable energy infrastructure development and provides end-to-end infrastructure solutions across the renewable energy project lifecycle, including development and execution support for wind and solar projects, with an outstanding order book of Rs. 645 crores. Since the transaction occurred after the reporting date, no

- 7 The figures for the quarters ended March 31, 2026 and March 31, 2025, being the balancing figure between the audited figures in respect of the full financial years ended March 31, 2026 and March 31, 2025 and the published unaudited year-to-date figures up to the nine months periods ended December 31, 2025 and December 31, 2024.
- 8 The Government of India has consolidated 29 existing labour legislations into a united framework comprising four Labour Code viz Code on wages 2019, Code on Social Security 2020, Industrial Relation Code 2020, and Occupational Safety, Health and Working Condition Code 2020 (collectively referred to as the 'Codes'). The Codes have been made effective from 21 November, 2025. The Ministry of Labour & Employment published draft Central Rules and FAQs to enable assessment of the financial impact due to changes in regulations. Based on the information available and in accordance with the guidance issued by the Institute of Chartered Accountants of India, the Company has estimated and the incremental liability of ₹ 35.84 Lakhs relating to its own employees in the standalone financial results for the year ended March 31, 2026.
- 9 The aforesaid standalone & consolidated financial results will be uploaded on the Company's website, www.eiel.in & will be available on the website of BSE Limited, www.bseindia.com & National Stock Exchange of India Limited, www.nseindia.com for the benefit of Shareholders & Investors.
- 10 The following entities are considered in the Consolidated Financial Statements as well as the Holding Company's voting power in entities listed below:

Name of the Entity	Principal Activities	Relationship	Country of Incorporation	% of holding (31st March, 2026)	% of holding (31st March 2025)
EIEPL Bareilly Infra Engineers Pvt Ltd	EPC Services for water & waste water	Subsidiary	India	74%	74%
EIEPL Mathura Infra Engineers Pvt Ltd	EPC Services for water & waste water	Subsidiary	India	74%	74%
Enviro Infra Engineers (Saharanpur) Pvt. Ltd.	EPC Services for water & waste water	Subsidiary	India	48%	48%
EIE Renewables Private Limited	EPC for Renewable Solar Plant	Subsidiary	India	100%	0%
Soltrix Energy Solution Private Limited	BOO for Renewable Solar Plant	Step-down Subsidiary	India	100%	0%
Sunaxis Renewables Private Limited	BOO for Renewable Solar Plant	Step-down Subsidiary	India	100%	0%
Vento Power Infra Private Limited	BOO for Renewable Solar Plant	Step-down Subsidiary	India	100%	0%
EIEPL-MEPL JV	EPC Services for water & waste water	Joint Operation	India	100%	0%
EIEPL-HNB JV	EPC Services for water & waste water	Joint Operation	India	80%	80%
HNB-EIEPL JV	EPC Services for water & waste water	Joint Operation	India	49%	49%
EIEPL-LCIPPL-ABI JV	EPC Services for water & waste water	Joint Operation	India	51%	51%
BIPL-EIEPL JV	EPC Services for water & waste water	Joint Operation	India	49%	49%
EIEPL-ABI JV	EPC Services for water & waste water	Joint Operation	India	51%	51%



Independent Auditor's Report on Consolidated Annual Financial Results of Enviro Infra Engineers Limited for the quarter ended March 31, 2026 and year to date results for the period from April 01, 2025, to March 31, 2026, pursuant to the Regulation 33 of the SEBI (Listing Obligations and Disclosure Requirements) Regulations, 2015, as amended.

To,
The Board of Directors
Enviro Infra Engineers Limited

Report on the Audit of the Consolidated Annual Financial Results

Opinion

1. We have audited the accompanying consolidated annual financial results of Enviro Infra Engineers Limited ("the Holding Company") which includes six joint operations of the group accounted on proportionate basis and its subsidiaries (the Holding Company, its subsidiaries/step-down subsidiaries and joint operations together referred to as "the Group"), for the quarter ended March 31, 2026 and year to date results for the period from April 01, 2025 to March 31, 2026 (the 'Statement') attached herewith, being prepared and submitted by the Holding Company pursuant to the requirements of Regulation 33 of SEBI (Listing Obligations and Disclosure Requirements) Regulations, 2015, as amended thereafter ('the Listing Regulations'), which has been initialed by us for identification purpose.
2. In our opinion and to the best of our information and according to the explanations given to us and based on the consideration of the reports of other auditor on separate audited financial statements of the joint operations and subsidiaries including step-down subsidiaries, the aforesaid Statement:
 - (i) includes the annual financial results of the entities listed in Annexure -1
 - (ii) presents financial results in accordance with the requirements of regulation 33 of the Listing Regulations, in this regard; and
 - (iii) gives a true and fair view in conformity with the recognition and measurement principles laid down in the applicable Indian Accounting Standards ('Ind AS') prescribed under Section 133 of the Companies Act, 2013 ('the Act') read with relevant Rules issued thereunder, and other accounting principles generally accepted in India, of the consolidated net profit and Other comprehensive losses and other financial information of the Group, for the quarter ended March 31, 2026 and year to date results for the period from April 1, 2025 to March 31, 2026.

Basis for Opinion

3. We conducted our audit in accordance with the Standards on Auditing (SAs') specified under Section 143(10) of the Act. Our responsibilities under those standards are further described in the "Auditor's Responsibilities for the Audit of the Statement" section of our report. We are independent of the Group in accordance with the Code of Ethics issued by

the Institute of Chartered Accountants of India ('the ICAI') together with the ethical requirements that are relevant to our audit of the Statements under the provisions of the Act, and the Rules thereunder, and we have fulfilled our other ethical responsibilities in accordance with these requirements and the Code of Ethics.

We believe that the audit evidence obtained by us together with the audit evidence obtained by the other auditors in terms of their reports referred in paragraph 10(a) & 10(b) of Other Matters section below, is sufficient and appropriate to provide a basis for our opinion on the consolidated annual financial results.

Responsibilities of Management and Those Charged with Governance for the Statement

4. The Statement, which is the responsibility of the Holding Company's management and has been approved by the Holding Company's Board of Directors, has been prepared on the basis of the consolidated annual audited financial statements.

The Holding Company's Management and the Board of Directors are responsible for the preparation and presentation of the Statement that gives a true and fair view of the consolidated net profit and consolidated other comprehensive losses, and other financial information of the Group in accordance with the accounting principles generally accepted in India, including the Ind AS prescribed under Section 133 of the Act, read with relevant Rules issued thereunder and other accounting principles generally accepted in India and in compliance with the Listing Regulations.

The respective Management and Board of Directors of the company included in the Group are responsible for maintenance of adequate accounting records in accordance with the provisions of the Act, for safeguarding of the assets of their respective companies and for preventing and detecting frauds and other irregularities; selection and application of appropriate accounting policies; making judgments and estimates that are reasonable and prudent; and design, implementation and maintenance of adequate internal financial controls, that were operating effectively, for ensuring the accuracy and completeness of the accounting records, relevant to the preparation and presentation of the Statement, that give a true and fair view and are free from material misstatement, whether due to fraud or error, which have been used for the purpose of preparation of the Statement by the Directors of the Holding Company, as aforesaid.

In preparing the Statement, the respective Management and the Board of Directors of the companies included in the group are responsible for assessing the ability of the group to continue as a going concern, disclosing, as applicable, matters related to going concern and using the going concern basis of accounting, unless the respective Board of Directors either intends to liquidate the Group or to cease operations, or have no realistic alternative but to do so.

The respective Board of Directors of the companies included in the Group are also responsible for overseeing the financial reporting process of the companies included in the Group.

Auditor's Responsibilities for the Audit of the Statement

5. Our objectives are to obtain reasonable assurance about whether the Statement as a whole is free from material misstatement, whether due to fraud or error, and to issue an auditor's report that includes our opinion. Reasonable assurance is a high level of assurance but is not a guarantee that an audit conducted in accordance with Standards on Auditing, specified under section 143(10) of the Act, will always detect a material misstatement, when it exists. Misstatements can arise from fraud or error, and are considered material if, individually, or in the aggregate, they could reasonably be expected to influence the economic decisions of users taken on the basis of this Statement.
6. As part of an audit in accordance with the Standards on Auditing, we exercise professional judgment and maintain professional skepticism throughout the audit.

We are also:

- Identify and assess the risks of material misstatement of the Statement, whether due to fraud or error, design and perform audit procedures responsive to those risks, and obtain audit evidence that is sufficient and appropriate to provide a basis for our opinion. The risk of not detecting a material misstatement resulting from fraud is higher than for one resulting from error, as fraud may involve collusion, forgery, intentional omissions, misrepresentations, or the override of internal control.
- Obtain an understanding of internal control relevant to the audit in order to design audit procedures that are appropriate in the circumstances. Under Section 143(3)(i) of the Act, we are also responsible for expressing our opinion on whether the holding company and subsidiaries including step down subsidiaries incorporated in India, wherever applicable, have adequate internal financial controls with reference to consolidated financial statements in place and the operating effectiveness of such controls.
- Evaluate the appropriateness of accounting policies used and the reasonableness of accounting estimates and related disclosures made by the Management and the Board of Directors.
- Conclude on the appropriateness of the management and Board of directors' use of the going concern basis of accounting and, based on the audit evidence obtained, whether a material uncertainty exists related to events or conditions that may cast significant doubt on the ability of the Group to continue as a going concern. If we conclude that a material uncertainty exists, we are required to draw attention in our auditor's report to the related disclosures in the Statement or, if such disclosures are inadequate, to modify our opinion. Our conclusions are based on the audit evidence obtained up to the date of our auditor's report. However, future events or conditions may cause the Group to cease to continue as a going concern.



- Evaluate the overall presentation, structure, and content of the Statement, including the disclosures, and whether the Statement represents the underlying transactions and events in a manner that achieves fair presentation.
- Obtain sufficient appropriate audit evidence regarding the financial results/ financial information/ financial statements of the entities within the Group of which we are the independent auditors to express an opinion on the Statement. We are responsible for the direction, supervision, and performance of the audit for the financial information of such entities included in the Statement, of which we are the independent auditors. For the other entities included in the Statement, which have been audited by the other auditors, such other auditors remain responsible for the direction, supervision and performance of the audits carried out by them. We remain solely responsible for our audit opinion.

Materiality is the magnitude of misstatements in the consolidated financial statements that, individually or in aggregate, makes it probable that the economic decisions of a reasonably knowledgeable user of the consolidated financial results may be influenced. We consider quantitative materiality and qualitative factors in (i) planning the scope of our audit work and in evaluating the results of our work; and (ii) to evaluate the effect of any identified misstatements in the consolidated financial results.

7. We communicate with those charged with the governance of the Holding Company and the subsidiaries including step down subsidiaries included in the Statement of which we are independent auditors regarding, among other matters, the planned scope and timing of the audit and significant audit findings, including any significant deficiencies in internal control that we identify during our audit.
8. We also provide those charged with governance with a Statement that we have complied with relevant ethical requirements regarding independence, and to communicate with them all relationships and other matters that may reasonably be thought to bear on our independence, and where applicable, related safeguards.
9. We also performed procedures in accordance with SEBI Circular CIR/CFD/CMD1/44/2019 dated March 29, 2019, issued by the SEBI under Regulation 33 (8) of the Listing Regulations to the extent applicable.

Other Matter

10. (a) The accompanying Statement includes the audited financial statements and other financial information, in respect of two subsidiaries (including one Step-down subsidiary) whose financial statements include total asset of Rs. 30,352.70 lakhs as at March 31, 2026 and total revenue of Rs. 1,200.10 lakhs and Rs. 3,219.25 lakhs, total profit/(loss) after tax of Rs. 985.89 lakhs and Rs. 785.28 lakhs, total comprehensive income/(loss) of Rs. 998.93 lakhs and Rs. 785.28 lakhs for the quarter ended on March 31, 2026, and for the period from April 01, 2025 to March 31, 2026, respectively and net cash Inflow/ (outflow) of Rs. (816.20) lakhs for year ended March 31, 2026 as considered in this Statement, which has been audited by the independent auditor. These financial statements and other financial information have been audited by other auditors whose audit reports for the year ended March 31,



2026 have been furnished to us by the management, and our opinion, insofar as it relates to the aforesaid subsidiaries, are based solely on the report of such auditors. All the figures stated above represent the group share before giving the effect of consolidation adjustments.


- (b) The accompanying Statement includes the audited financial statements and other financial information, in respect of Six joint operations included in the Consolidated audited financial statements, whose statement reflect total assets of Rs. 3,484.84 lakhs as at March 31, 2026, total revenue of Rs. 2,690.17 lakhs and Rs. 2,691.00 lakhs and total net profit after tax of Rs. 199.61 lakhs and Rs. 0.09 lakhs and total comprehensive income of Rs. 199.61 lakhs and Rs. 0.09 lakhs for the quarter ended March 31, 2026, and for the period from April 01, 2025 to March 31, 2026, respectively, and net cash Inflow/ (outflow) of Rs. 13.14 lakhs for the year ended March 31, 2026, as considered in the Statement which have been audited by the other auditors as considered in the respective consolidated audited financial statement of the entities included in the Group. The financial statement of joint operations have been audited by the other auditors whose reports have been furnished to us by the management, and our opinion on the Statement, in so far as it relates to the amounts and disclosures included in respect of joint operations, is based solely on the report of other auditors and the procedures performed by us as stated in the paragraphs above.

The auditors' report on the financial statements of two subsidiaries and six joint operations of the holding company has been furnished to us by the management and our opinion on the consolidated annual financial results in so far as it relates to the amounts and disclosures included in respect of these two subsidiaries six joint operations is based solely on the reports of such auditors and the procedure performed by us stated in paragraph above.

Our opinion on the Statement is not modified in respect of the above matters with respect to our reliance on the work done and the reports of the other auditors.

11. The Statement includes the results for the quarter ended March 31, 2026, being the balancing figures between the audited figures in respect of the full financial year ended March 31, 2026, and the published unaudited year-to-date figures up to the nine months period ended December 31, 2025, which were subjected to a limited review by us, as required under the Listing Regulations.

For S S Kothari Mehta & Co. LLP
Chartered Accountants
Firm Reg. No. – 000756N/ N500441


Deepak K. Aggarwal
Partner

Membership No. – 095541
UDIN: 26095541UREQGT6711
Place: New Delhi
Date: May 28, 2026



Annexure-1

List of entities included in the Consolidated Financial Statement: -

(a) Subsidiary companies

1. EIEPL Bareilly Infra Engineers Private Limited
2. EIEL Mathura Infra Engineers Private Limited
3. Enviro Infra Engineers (Saharanpur) Private Limited
4. EIL Renewables Private Limited (incorporated on 18/02/2025)

(b) Step-down Subsidiaries

1. Sunaxis Renewables Private Limited (incorporated on 21/04/2025)
2. Soltrix Energy Solution Private Limited (incorporated on 13/05/2025)
3. Vento Power Infra Private Limited (incorporated on 20/08/2025)

(c) Joint Operations

1. EIEPL-HNB JV
2. HNB-EIEPL JV
3. BIPL-EIEPL JV
4. EIEPL-ABI JV
5. EIEPL-LCIPPL-ABI JV
6. EIEL-AIEPL JV (incorporated on 29/05/2025)



ENVIRO INFRA ENGINEERS LIMITED

Regd. Office: Unit No. 201, 2nd Floor, RG Metro Arcade, Sector-11, Rohini, New Delhi-110085

CIN: L37003DL2009PLC191418

PHONE :011-40591549 EMAIL: ho@eiempl.in WEBSITE: www.eiel.in

STATEMENT OF AUDITED CONSOLIDATED BALANCE SHEET AS AT 31ST MARCH 2026

(all amounts are in Lakhs, unless otherwise stated)

Particulars	As at 31st March 2026	As at 31st March 2025
	Audited	Audited
ASSETS		
Non-Current Assets		
(a) Property, Plant and Equipment	25,245.11	7,018.21
(b) Capital Work-in-progress	11,425.26	-
(c) Goodwill	269.00	-
(d) Other Intangible Assets	-	-
(e) Intangible Assets under Development	16.49	15.50
(f) Financial Assets		
(i) Investments	83.33	-
(ii) Loans	13.09	19.02
(iii) Other	29,686.54	18,544.66
(g) Deferred Tax Assets (Net)	493.10	189.36
(h) Other Non-Current Assets	594.59	1,698.95
Total Non-Current Assets	67,826.51	27,485.70
Current Assets		
(a) Inventories	3,339.35	4,213.29
(b) Financial Assets		
(i) Investments	6,622.00	944.90
(ii) Trade Receivables	16,527.48	20,567.11
(iii) Cash and Cash Equivalents	5,196.43	16,237.11
(iv) Bank balances other than (iii) above	28,327.26	39,278.33
(v) Loans	70.53	13.08
(vi) Other	69,061.45	37,906.67
(c) Current Tax Assets (Net)	191.07	148.69
(d) Other Current Assets	7,060.80	3,039.50
Total Current Assets	1,36,396.37	1,22,348.68
TOTAL ASSETS	2,04,222.88	1,49,834.38
EQUITY AND LIABILITIES		
Equity		
(a) Equity Share Capital	17,553.00	17,553.00
(b) Instruments entirely equity in nature	31.25	-
(c) Other Equity	1,05,686.47	81,898.06
Equity attributable to owners of the company	1,23,270.72	99,451.06
Non controlling interest	472.04	(71.82)
Total Equity	1,23,742.76	99,379.24
Liabilities		
Non-Current Liabilities		
(a) Financial Liabilities		
(i) Borrowings	24,727.50	9,826.46
(ii) Other Financial Liabilities	240.55	255.18
(b) Provisions	222.73	132.97
(c) Other Non-Current Liabilities	1,911.96	412.50
Total Non-Current Liabilities	27,102.74	10,627.11
Current Liabilities		
(a) Financial Liabilities		
(i) Borrowings	17,502.16	13,585.05
(ii) Trade Payables:		
(A) Total outstanding dues of micro enterprises and small enterprises	6,732.80	3,622.30
(B) Total outstanding dues of creditors other than micro enterprises and small enterprises	17,386.14	13,081.99
(iii) Other Financial Liabilities	6,668.06	5,202.69
(b) Other Current Liabilities	3,800.05	3,194.76
(c) Provisions	46.38	38.40
(d) Current Tax Liabilities (Net)	1,241.79	1,102.82
Total Current Liabilities	53,377.38	39,828.03
TOTAL EQUITY AND LIABILITIES	2,04,222.88	1,49,834.38



By the Order of Board of Directors

 Manish Jain
 Managing Director
 DIN: 02671522

Place: New Delhi
 Date: 28-05-2026

ENVIRO INFRA ENGINEERS LIMITED
 Regd. Office: Unit No. 201, 2nd Floor, RG Metro Arcade, Sector-11, Rohini, New Delhi-110085
 CIN: L37003DL2009PLC191418


PHONE :011-40591549 EMAIL: ho@ciepl.in WEBSITE: www.ciel.in

STATEMENT OF AUDITED CONSOLIDATED FINANCIAL RESULTS FOR THE QUARTER AND YEAR ENDED 31ST MARCH 2026

(all amounts are in Lakhs, unless otherwise stated)

Particulars	Quarter Ended			Year Ended	
	31st March 2026	31st December 2025	31st March 2025	31st March 2026	31st March 2025
	Audited (Refer Note 7)	Unaudited	Audited (Refer Note 7)	Audited	Audited
Income					
I Revenue From Operations	42,731.37	25,001.78	39,291.63	1,14,559.96	1,06,605.61
II Other Income	1,159.27	845.94	1,075.14	4,237.01	1,941.25
III Total Income (I+II)	43,890.64	25,847.72	40,366.77	1,18,796.98	1,08,546.86
IV Expenses:-					
Manufacturing, Construction and Operating Expenses					
Cost of Materials Consumed	25,622.87	9,696.43	21,782.55	53,873.28	54,578.15
Stores, Spares and Tools Consumed and Hiring of Equipment & Machinery	574.56	384.40	279.59	1,678.47	775.93
Other Construction and Operating Expenses	5,405.01	5,470.59	4,927.92	20,892.29	17,154.88
Total	31,602.44	15,551.42	26,990.06	76,444.04	72,508.96
Employee Benefits Expense	1,870.91	1,685.59	1,420.71	6,541.17	4,791.21
Finance Cost	1,158.95	999.66	808.23	3,600.58	3,718.13
Depreciation and Amortization Expenses	859.53	798.44	272.45	2,480.16	944.44
Other Expenses	1,267.07	989.99	937.84	3,893.80	2,529.00
Total Expenses (IV)	36,758.90	20,025.10	30,429.28	92,959.76	84,491.74
V Profit before exceptional items and tax (III-IV)	7,131.74	5,822.62	9,937.49	25,837.22	24,055.12
VI Exceptional Items (Refer note 5)	(26.40)	2.55	-	(874.80)	-
VII Profit before Tax (V+VI)	7,105.34	5,825.17	9,937.49	24,962.42	24,055.12
VIII Tax Expense :					
- Current Tax	1,912.83	1,657.55	2,532.09	6,438.59	6,324.29
-(Excess)/Short Provision of Income Tax for Earlier Years	-	(28.27)	1.03	(28.27)	5.90
- Deferred Tax charge/(credit)	(246.56)	(16.20)	(4.55)	(286.37)	10.14
Total Tax Expense (VIII)	1,666.27	1,613.08	2,528.57	6,123.95	6,340.33
IX Profit after Tax (VII-VIII)	5,439.07	4,212.09	7,408.92	18,838.47	17,714.79
X Profit after Tax attributable to:					
Owners of the Parent	5,192.36	4,040.95	7,324.17	18,294.61	17,630.27
Non Controlling interest	236.41	171.14	84.75	543.86	84.52
Total Profit for the period/year	5,428.77	4,212.09	7,408.92	18,838.47	17,714.79
XI Other Comprehensive Income					
<i>Items that will not be reclassified to Profit & Loss</i>					
Remeasurement of Income/(Loss) on defined benefit plans	(7.20)	(66.87)	(19.94)	(80.65)	(11.64)
Income tax relating to items that will not be reclassified to profit or loss	1.81	16.83	5.02	20.30	2.93
Total Other Comprehensive Income/(Loss) for the period/year	(5.39)	(50.04)	(14.92)	(60.35)	(8.71)
Total Other Comprehensive Income/(Loss) for the period/year attributable to:					
Owners of the Parent	(5.39)	(50.04)	(14.92)	(60.35)	(8.71)
Non Controlling interest	-	-	-	-	-
XII Total Comprehensive Income/(Loss) for the period/year (X+XI)	5,423.38	4,162.05	7,394.00	18,778.12	17,706.08
Total Comprehensive Income/(Loss) for the period/year (X+XI) attributable to:					
Owners of the Parent	5,186.97	3,990.92	7,309.25	18,234.26	17,621.56
Non Controlling interest	236.41	171.14	84.75	543.86	84.52
XIII Paid-up share capital (face value of ₹ 10 per share)	17,553.00	17,553.00	17,553.00	17,553.00	17,553.00
XIV Other Equity	-	-	-	1,05,717.72	81,898.06
Earning Per Equity Share [face value of ₹ 10/- (previous year ₹ 10/-)]*					
(1) Basic (₹)	2.96	2.30	4.89	10.42	11.76
(2) Diluted (₹)	2.96	2.30	4.89	10.41	11.76

* EPS is not annualised for the quarters.



By the Order of Board of Directors

Manish Jain
 Managing Director
 DIN: 02671522

Place: New Delhi
 Date: 28-05-2026

ENVIRO INFRA ENGINEERS LIMITED

Regd. Office: Unit No. 201, 2nd Floor, RG Metro Arcade, Sector-11, Rohini, New Delhi-110085

CIN: L37003DL2009PLC191418

PHONE :011-40591549 EMAIL: ho@eicpl.in WEBSITE: www.eiel.in

STATEMENT OF AUDITED CONSOLIDATED CASH FLOWS FOR THE YEAR ENDED 31ST MARCH 2026

(all amounts are in Lakhs, unless otherwise stated)

Particulars	For the year ended 31st March 2026	For the year ended 31st March 2025
	Audited	Audited
A CASH FLOW FROM OPERATING ACTIVITIES		
Profit before Tax	24,962.48	24,055.12
Adjustment to reconcile profit before tax to net cash flows:		
Depreciation and Amortization Expense	2,480.16	944.44
Change in ECL Provision	954.45	591.68
Finance Cost	3,600.56	3,718.13
Net Loss on Foreign Exchange Fluctuation	51.79	(0.75)
Interest Income	(2,646.38)	(1,767.00)
Gain on sale of investment	(115.65)	(11.61)
Net Fair value change in investment	(194.11)	-
Intangible Asset under development w/off	15.50	-
Provisions/Liabilities no longer payable written back	(1,187.63)	-
Balances Written off	192.11	-
(Profit)/Loss on sale of Property, Plant & Equipment (Net)	-	(0.66)
Cash generated from operations before working capital changes	28,113.28	27,529.92
Adjustment for:		
(Increase)/Decrease in Inventories	873.93	(686.02)
(Increase)/Decrease in Loans and Advances	(51.52)	(19.70)
(Increase)/Decrease in Trade Receivable	4,385.11	(10,246.00)
(Increase)/Decrease in Receivables from Service concession arrangements	(6,666.90)	(8,634.98)
(Increase)/Decrease in Other Financial assets	(34,513.57)	(11,942.03)
(Increase)/Decrease in Other Current assets	(3,960.83)	702.61
(Increase)/Decrease in Other Non-Current assets	(253.60)	(185.86)
Increase/(Decrease) in Trade Payables	7,407.29	400.20
Increase/(Decrease) in Non-Current Liabilities	1,508.56	435.69
Increase/(Decrease) in Current Liabilities	7.98	14.55
Increase/(Decrease) in Other Financial Liabilities	2,549.76	1,807.62
Increase/(Decrease) in Other Current Liabilities	605.07	2,196.24
Cash flow from operations	4.56	1,372.25
Income tax paid (net of refunds)	(6,313.73)	(7,230.19)
Net Cash flow from / (used in) operating activities (A)	(6,309.17)	(5,857.94)
B CASH FLOW FROM INVESTING ACTIVITIES		
Purchase of Property, Plant and Equipments (including capital work in progress and capital advance)	(18,209.48)	(4,662.57)
Sale of Property, Plant and Equipments	-	0.57
Consideration paid for acquisition of subsidiary (net of cash acquired)	14.21	-
Interest Income	2,968.74	1,571.26
Investment in liquid funds	(10,754.49)	(9,800.00)
Proceeds from sale of liquid funds	5,710.41	9,811.61
Investment in term deposits and other bank balances	8,533.31	(22,289.14)
Investment in Debt Securities	(1,465.61)	(944.00)
Redemption of Debt Securities	1,000.00	-
Net Cash flow from / (used in) Investing Activities (B)	(12,202.91)	(26,313.17)
C CASH FLOW FROM FINANCING ACTIVITIES		
Proceeds from CCD and warrants	4,416.80	-
Proceeds from Issue of Shares (Net of expenses)	-	52,611.14
Proceeds from Non-current borrowings (incl. current maturities)	10,608.40	5,292.75
Payment of Non-current borrowings	(7,457.77)	(6,972.03)
Interest & Financial Charges Paid	(3,568.06)	(4,265.39)
Proceeds Short Term Borrowings (Net)	3,472.05	1,655.03
Net Cash flow from / (used in) financing Activities (C)	7,471.41	48,321.50
Net Increase/(Decrease) in Cash and Cash equivalents (A+B+C)	(11,040.67)	16,150.36
Opening Cash and Cash equivalents	16,237.11	86.75
Closing Cash and Cash equivalents	5,196.43	16,237.11

Notes:

- The above cash flows statement has been prepared under indirect method set out in the applicable Indian Accounting Standard (IND AS) 7 on Statement of Cash Flows.
- Figures in bracket indicates the cash outflows.
- There are no restricted balance in cash and cash equivalents.



By the Order of Board of Directors

 Manish Jain
 Managing Director
 DIN: 02671522

Place: New Delhi
 Date: 28-05-2026