

Date: May 19, 2026

To,
BSE Limited,
20th Floor, P.J. Towers,
Dalal Street,
Mumbai - 400001.
BSE Scrip Code: 544449

National Stock Exchange of India Limited
Exchange Plaza, C-1, Block G,
Bandra Kurla Complex, Bandra (E),
Mumbai – 400 051
NSE Scrip Symbol: ANTHEM

Subject: Earnings Call Presentation of the Company Pertaining to the quarter and year ended March 31, 2026

Dear Sir/Ma'am

In continuation with the Company's letter dated May 12, 2026, pertaining to intimation of schedule of earnings call to be held on Wednesday, May 20, 2026, at 11:00 AM (IST)/ 01:30 AM USA/ 06:30 AM UK/ 01:30 PM SGT/HKT and pursuant to Regulation 30 of SEBI (Listing Obligations and Disclosure Requirements) Regulations, 2015, please find enclosed herewith the earnings presentation on the Audited Consolidated Financial Results of the Company for the quarter and year ended March 31, 2026.

The same is also available on the Company's website at <https://anthembio.com/investors/>.

We request you to kindly take the same on record.

Thanking you,

Yours truly,
For Anthem Biosciences Limited
(Formerly known as Anthem Biosciences Private Limited)

Divya Prasad
Company Secretary & Compliance Officer
Membership No: A41438



Anthem Biosciences Limited

Investor Presentation

May 19, 2026

Safe Harbour

Except for the historical information contained herein, statements in this presentation and the subsequent discussions, which include words or phrases such as "will", "aim", "will likely result", "would", "believe", "may", "expect", "will continue", "anticipate", "estimate", "intend", "plan", "contemplate", "seek to", "future", "objective", "goal", "likely", "project", "should", "potential", "will pursue", and similar expressions of such expressions may constitute "forward-looking statements". These forward-looking statements involve a number of risks, uncertainties and other factors that could cause actual results to differ materially from those suggested by the forward-looking statements. These risks and uncertainties include but are not limited to our ability to successfully implement our strategy, our growth and expansion plans, obtain regulatory approvals, our provisioning policies, technological changes, investment and business income, cash flow projections, our exposure to market risks as well as other risks. The Company does not undertake any obligation to update forward-looking statements to reflect events or circumstances after the date thereof.



Message from Chairman, MD and CEO



AJAY BHARDWAJ
Chairman, MD & CEO

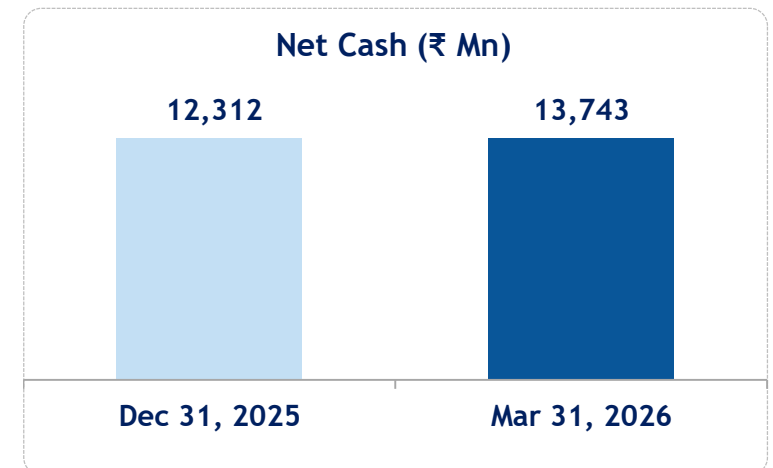
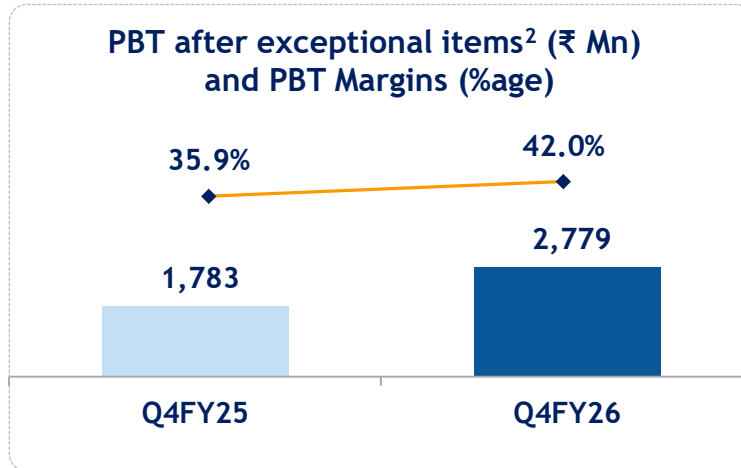
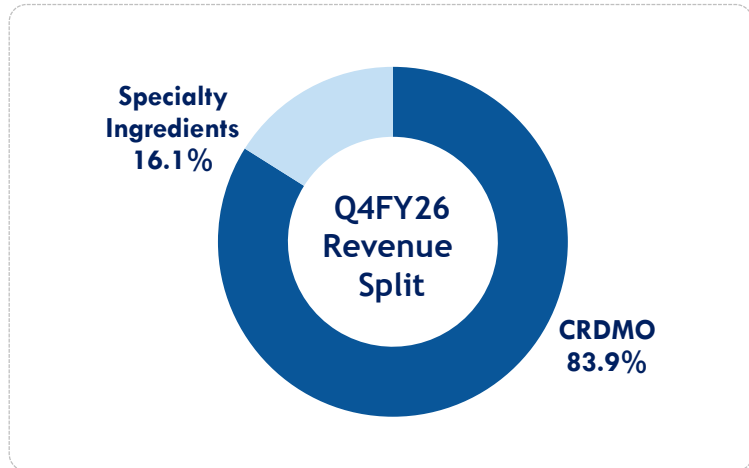
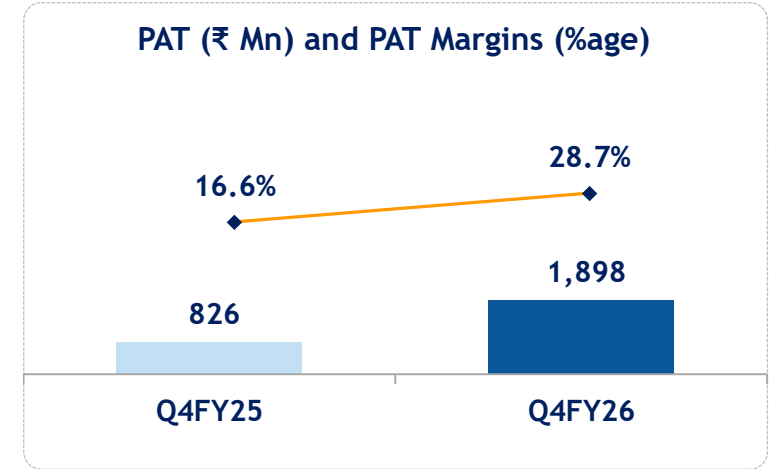
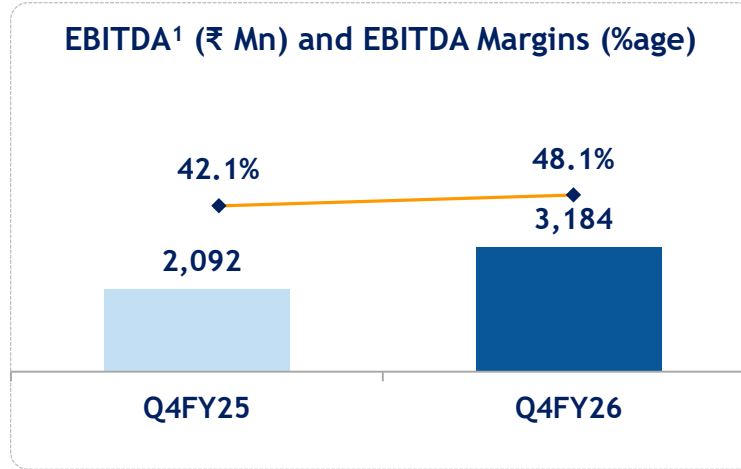
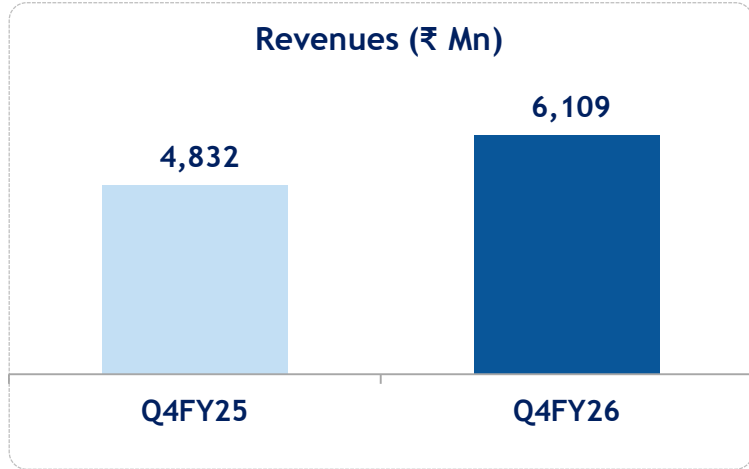
“We ended the financial year 2025-26 on a strong note, with our highest revenue quarter ever in Q4FY26. We delivered a Revenue growth of 26% YoY for the quarter and 15% YoY for the financial year 2025-26. Anthem’s commitment to prudent cost management and focus on long-term value creation has enabled us to expand profitability margins while delivering this revenue growth. Our EBITDA and PAT for the year grew by more than 30% in line with our growth aspirations. The Company continues to maintain a healthy financial position and remains committed to delivering sustainable growth across all business segments.

As we step into financial year 2026-27, our priorities remain clear: to build one of the most agile, science-led, and future-ready CRDMO platforms in the world.”.

Consolidated Profit & Loss Statement: Q4FY26 vs Q4FY25 vs Q3FY26 Performance

Particulars (₹ Mn)	Q4FY26	Q4FY25	YoY	Q3FY26	QoQ	FY25
Revenue from Operations	6,109	4,832	26.4%	4,232	44.4%	18,446
CRDMO	5,128	3,923	30.7%	3,332	53.9%	15,061
Specialty Ingredients	981	909	7.9%	899	9.1%	3,385
Other Income	512	140	265.7%	335	52.8%	857
Total Revenues	6,622	4,973	33.2%	4,567	45.0%	19,303
Cost of materials consumed and changes in inventories	2,155	1,768	21.9%	1,426	51.1%	7,439
Employee benefits expense	725	598	21.2%	705	2.8%	2,605
Other expenses	558	514	8.6%	529	5.5%	1,693
EBITDA	3,184	2,092	52.2%	1,907	66.9%	7,566
EBITDA Margins	48.1%	42.1%	600 bps	41.8%	630 bps	39.2%
Finance cost	19	5	280.0%	4	375.0%	103
Depreciation and amortization expense	396	304	30.3%	345	14.8%	894
PBT before exceptional items	2,769	1,783	55.3%	1,558	77.8%	6,569
Exceptional Items*	(10)	n.a.	n.a.	254	n.a.	n.a.
PBT after exceptional items	2,779	1,783	55.9%	1,305	112.9%	6,569
Total tax expense	882	957	-7.8%	377	133.9%	2,056
Profit after tax	1,898	826	129.8%	928	104.5%	4,513




Q4FY26 Consolidated Financial Highlights



Note:

- EBITDA for Q4FY26 includes Other Income of INR 335 Mn (Other Operating Income o/a of forex gain (net) and RoDTEP incentive is INR 229 Mn and Financial / Non Operating Income of INR 283 Mn). Corresponding figures for Q4FY25 was Other Income of INR 140 Mn (Other Operating Income o/a of forex gain (net) and RoDTEP incentive is a loss of INR 82 Mn and Financial / Non Operating Income of INR 222 Mn)
- PBT includes credit of Rs. 9.80 million on account of the management reassessing the impact of the new labour code change based on the revised remuneration structure

Margin profile continues to remain strong in the highest revenue quarter ever in Q4FY26

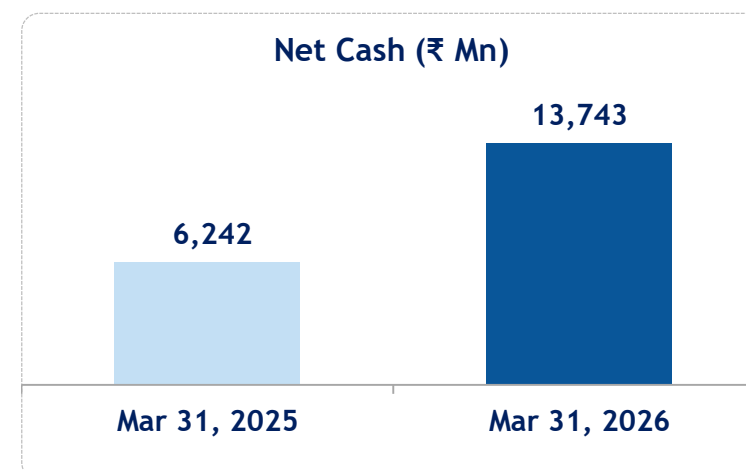
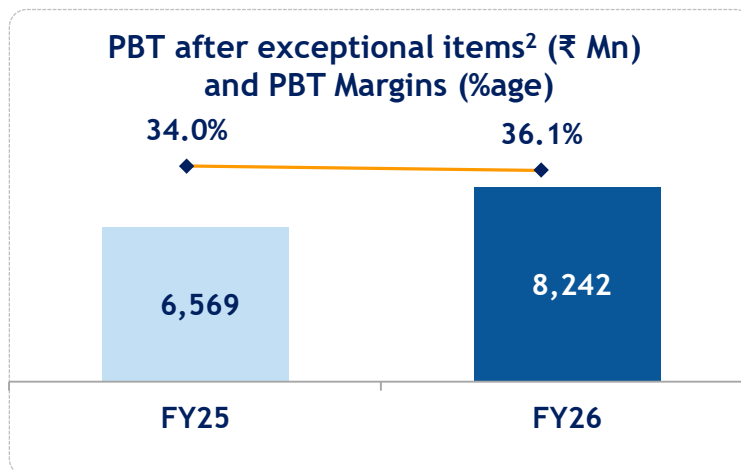
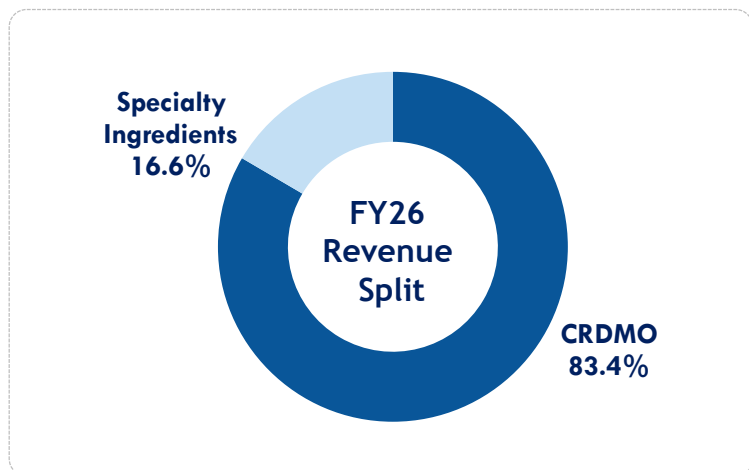
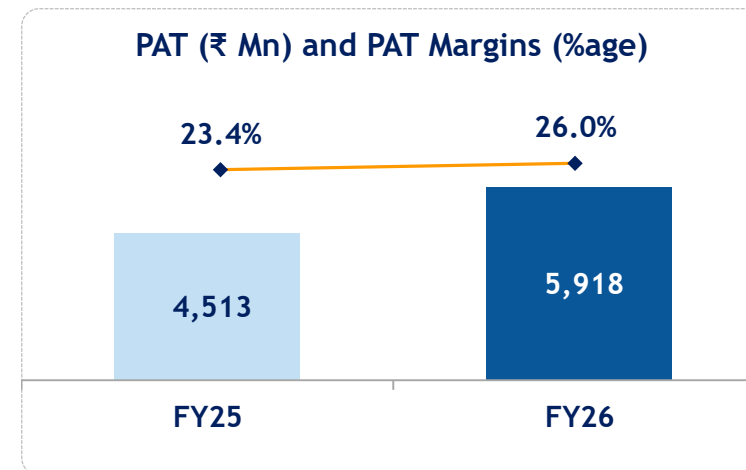
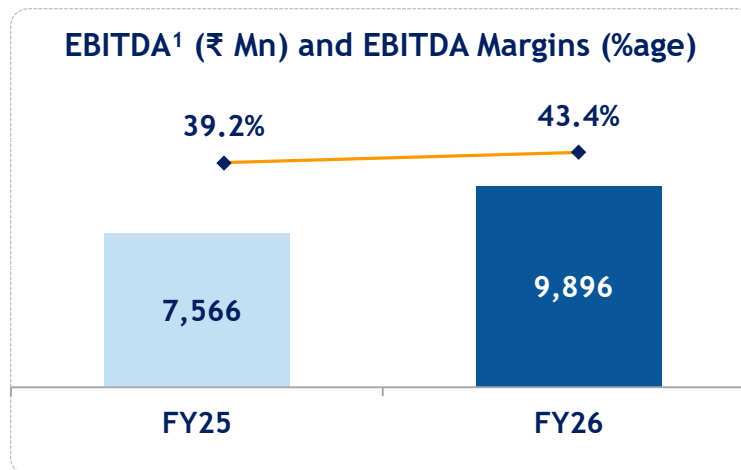
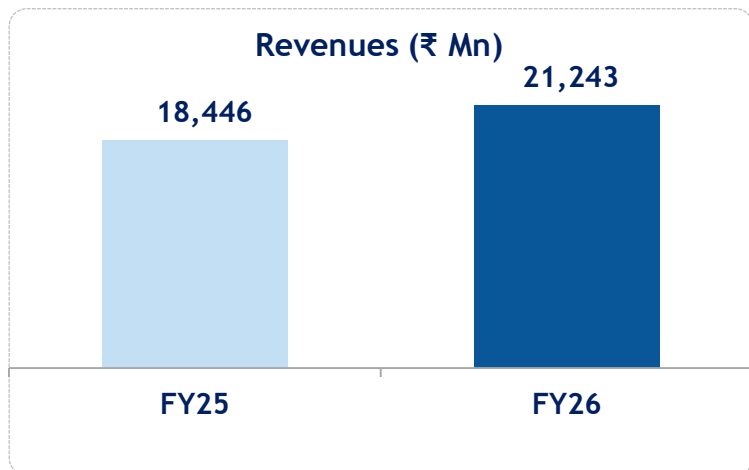
 <p>Strong Business Performance</p>	<p>₹6,109 Mn Q4FY26 Revenues</p>	<p>48.1% Q4FY26 EBITDA Margin</p>	<p>28.7% Q4FY26 PAT Margin</p>
 <p>Robust Technology and Infrastructure</p>	<p>2,282 / 1,117 # Employees / Scientific Staff</p>	<p>425KL Custom Synthesis Capacity</p>	<p>142KL Fermentation Capacity</p>
 <p>Strong Returns and Balance Sheet</p>	<p>27.8% / 41.6% ROE / Q4FY26 Post Tax ROCE</p>	<p>1.74x Q4FY26 Gross Fixed Assets Turnover</p>	<p>1.08x Net Cash / Q4FY26 EBITDA*</p>

*Based on Annualised EBITDA

Consolidated Profit & Loss Statement: FY26 vs FY25 Performance

Particulars (₹ Mn)	FY26	FY25	YoY
Revenue from Operations	21,243	18,446	15.2%
CRDMO	17,727	15,061	17.7%
Specialty Ingredients	3,516	3,385	3.9%
Other Income	1,558	857	81.8%
Total Revenues	22,801	19,303	18.1%
Cost of materials consumed and changes in inventories	8,123	7,439	9.2%
Employee benefits expense	2,827	2,605	8.5%
Other expenses	1,955	1,693	15.5%
EBITDA	9,896	7,566	30.8%
EBITDA Margins	43.4%	39.2%	420 bps
Finance cost	69	103	-33.0%
Depreciation and amortization expense	1,341	894	50.0%
PBT before exceptional items	8,486	6,569	29.2%
Exceptional Items*	244	n.a.	n.a.
PBT after exceptional items	8,242	6,569	25.5%
Total tax expense	2,324	2,056	13.0%
Profit after tax	5,918	4,513	31.1%




FY26 Consolidated Financial Highlights



Note:

- EBITDA for FY26 includes Other Income of INR 1,558 Mn (Other Operating Income o/a of forex gain (net) and RoDTEP incentive is INR 634 Mn and Financial / Non Operating Income of INR 924 Mn). Corresponding figures for FY25 was Other Income of INR 857 Mn (Other Operating Income o/a of forex gain (net) and RoDTEP incentive is INR 129 Mn and Financial / Non Operating Income of INR 728 Mn)
- PBT includes INR 244 mn of exceptional items which primarily arose due to change in wage definition and gratuity provisions

FY26 performance continues to be robust: 15%+ Revenue Growth & 30%+ EBITDA & PAT Growth

 <p>Strong Business Performance</p>	<p>₹21,243 Mn FY26 Revenues</p>	<p>43.4% FY26 EBITDA Margin</p>	<p>26.0% FY26 PAT Margin</p>
 <p>Platforms across discovery to commercialization</p>	<p>60.8% Commercial Molecules FY26 Contribution to Revenues</p>	<p>14 Commercial Molecules</p>	<p>14.5% D&M FY26 Contribution to Revenues</p>
 <p>Strong Returns and Balance Sheet</p>	<p>21.7% / 31.7% ROE / FY26 Post Tax ROCE</p>	<p>1.51x FY26 Gross Fixed Assets Turnover</p>	<p>1.39x Net Cash / FY26 EBITDA</p>

Financial Highlights: FY26 and Q4FY26

Full Year Performance:

- Consolidated Revenue from Operations was ₹21,243 Mn for the year
 - CRDMO business delivered ₹17,727 Mn revenues
 - Specialty Ingredients delivered ₹3,516 Mn revenues
- EBITDA was ₹9,896 Mn, with EBITDA margins at 43.4%
- PAT (Profit After Tax) was ₹5,918 Mn, with PAT margins at 26.0%
- Overall we delivered a 15%+ Revenue growth, and a 30%+ EBITDA and PAT growth over last year

Quarter Performance:

- Consolidated Revenue from Operations was ₹6,109 Mn for the quarter
 - CRDMO business delivered ₹5,128 Mn revenues
 - Specialty Ingredients delivered ₹981 Mn revenues
- EBITDA was ₹3,184 Mn, with EBITDA margins at 48.1%
- PAT (Profit After Tax) was ₹1,898 Mn, with PAT margins at 28.7%
- Net Cash position as of Mar 31 2026 is ₹13,743 Mn

Financial Highlights: FY26 and Q4FY26

- **Exceptional Items:**
 - On November 21, 2025, the Government of India notified four new Labour Codes - the Code on Wages, 2019, the Industrial Relations Code, 2020, the Code on Social Security, 2020, and the Occupational Safety, Health and Working Conditions Code, 2020 - consolidating 29 existing labour laws. The Ministry of Labour & Employment has published draft Central Rules and FAQs in this regard. The Company has assessed and made a provision, as an Exceptional Item consistent with the guidance provided by the Institute of Chartered Accountants of India, in the financial results for the quarter and nine months ended December 31, 2025.
 - During the quarter ended 31 March 2026, the management reassessed the impact of this change based on the revised remuneration structure, which resulted in a credit of Rs. 9.80 million in the consolidated financial results. Accordingly, for the year ended 31 March 2026, the net expense recognized in "Exceptional Item" amounts to Rs. 243.91 million in the Consolidated financial results. In case of any further clarification from the Government on other aspects of the Labour Codes, the Company will evaluate and account for differential impact, if any, in subsequent periods.
- **Update on Unit IV (New Greenfield Expansion):**
 - Construction is underway for the new greenfield facility at the 30 acre site at Harohalli, Bangalore.
 - Phase I investment is to the tune of ₹12,000 Mn, with 365 KL Custom Synthesis and 100 KL Fermentation capacity being added.



Thank You

Anthem Biosciences Limited

Unit I: No.49, F1 &F2, Canara Bank Road,
Bommasandra Industrial Area Phase 1,
Bommasandra, Bangalore, 560 099, India

Unit II: Plot No 276-P & 277-P, Survey No-20,
Harohalli Industrial Area, Phase II,
Near Bannikuppe Village, Kanakapura
Taluk, Ramnagar District,
Harohalli, Karnataka 562112, India

NeoAnthem Lifesciences Private Limited

Unit III: 313-P,314-P, 318-P, Harohalli
Industrial Area, Phase II,
Kanakapura Taluk, Ramnagar District,
Harohalli, Karnataka, 562112, India

For further information please contact
investors.abl@anthembio.com or anthem@adfactorspr.com