

Ref. No. AL/SECT/2026-27/17

15th May, 2026

To,
BSE Limited
Listing Dept./ Dept. of Corporate Services
Phiroze Jeejeebhoy Towers
Dalal Street
Mumbai - 400001

Security Code : 500101
Security ID : ARVIND

To,
National Stock Exchange of India Limited
Listing Dept., Exchange Plaza, 5th Floor
Plot No. C/1, G. Block
Bandra-Kurla Complex
Bandra (E)
Mumbai - 400051

Symbol : ARVIND

Dear Sir / Madam,

Sub.: Investor Presentation on Audited financial results for the financial year ended on 31st March, 2026

Pursuant to Regulations 30 of the SEBI (Listing Obligations and Disclosure Requirements) Regulations, 2015, we enclose herewith Investor Presentation issued by the Company in respect of audited financial results for the financial year ended on 31st March, 2026.

Kindly take the above information on record and acknowledge.

Thanking you,

Yours faithfully,
For, Arvind Limited

Pritesh Shah
Company Secretary
Encl. – As above

Arvind Limited Q4 & FY26 Results

Investor Review Note

15th May 2026 | Ahmedabad

Safe harbour statement

Certain statements contained in this document may be statements of future expectations and other forward looking statements that are based on management's current view and assumptions and involve known and unknown risks and uncertainties that could cause actual results, performance or events to differ materially from those expressed or implied in such statements. None of Arvind Limited or any of its affiliates, advisors or representatives shall have any liability whatsoever (in negligence or otherwise) for any loss howsoever arising from any use of this document or its content or otherwise arising in connection with this document. This document does not constitute an offer or invitation to purchase or subscribe for any shares and neither it nor any part of it shall form the basis of or be relied upon in connection with any contract or commitment whatsoever.

Full year FY26 reflections – hits & misses

What went right

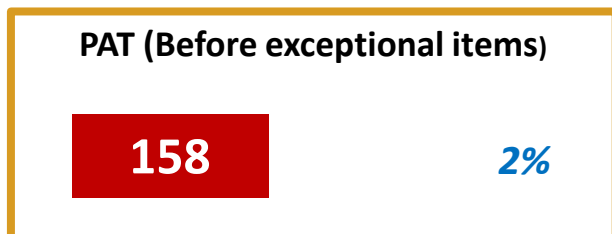
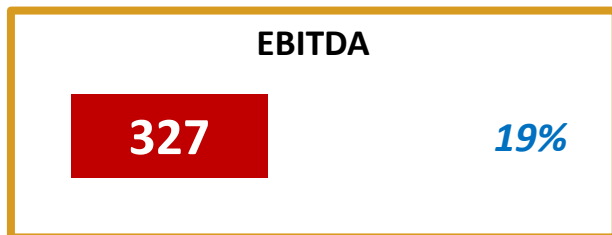

- + Consolidated Revenue & EBITDA reaches all time high & grew double digit while margins improved by 37 bps
- + Significant improvement in free cash generation (post capex) on account of higher profit & better working capital discipline
- + Advanced materials achieves guided growth trajectory of 18-20% on account of better performance in H2
- + Textile business reports robust volume growth in Denim & Garmenting
- + Garmenting division records 3rd consecutive quarter of 10 Mn+ Pcs. (~42 Mn p.a) & crosses ₹2000 of topline
- + New opportunity beacons on account of multiple FTA's signed by India (EU, UK, New Zealand, Australia)
- + Global ESG Recognition: S&P 500 ESG score improved to 73, ranking Arvind 6th globally and 2nd in India.
- + In May 2026, Arvind entered the U.S. market through the acquisition of Dalco-GFT via its WOS AAML, at an enterprise value of ~ USD 136 million.

What could have gone better

- Despite robust demand situation, growth was limited on account of sustained disruption
- Margin expansion was partly impacted by tariff
- One time provision of ₹23.5 Cr (net of tax) due to implementation of new Labour Code

Q4FY26 - Strong volume growth with margin expansion

₹ Cr YoY



- **Textile**

- Double digit volume growth across key segments i.e Denim & Garments
- Favourable product mix & realisation gain led to 14% growth in revenue & EBITDA with margin at 11.2%

- **Advance Materials**

- Advance Materials Business registers a record performance of ₹546 Cr of revenue & ₹95 Cr of EBITDA, achieving a growth of 21% & 37% respectively
- Margins improves by ~200 bps on account of favourable product mix, operating leverage & reversal of higher provision for expenses including tariff made during previous quarter of FY26
- This performance has a secular growth trend across sub segment of Human Protection & Industrial products

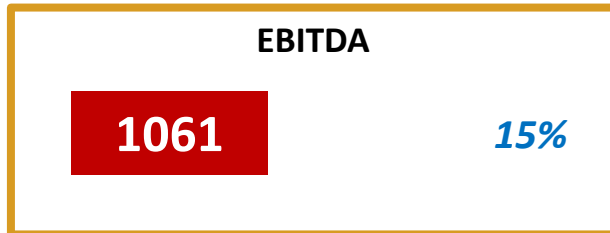

- **EBITDA, EBITDA margin & PAT**

- Best ever quarterly EBITDA of ₹327 Cr, a growth of 19% YoY
- Highest ever EBITDA margin of ~12.8%
- PAT crosses ₹150 Cr mark

FY26 concludes with a strong performance despite headwinds

₹ Cr

YoY



- Achieved full year guidance in terms of revenue, EBITDA & margin
- Consolidated revenue for the year grew double digit & crossed a record ₹9300 Cr
 - Steady double digit volume growth takes textile revenue close to ₹7000 Cr mark, a growth of ~12%
 - As guided, AMD rebounds during the year to report revenue growth of 19%
- All-round margin improvement across segments drove overall margins to 11.4% (up 37 bps), supported by efficiency improvements and productivity gains.
- PAT* during the year increased by 21 %.
- Overall net debt reduced by ₹112 Cr during the year on account of better free cash generation
- ROCE improved by ~120 bps to reach 13.8%

*Before exceptional items

Q4 & Full Year FY26 | Summary P&L

Double Digit growth in top line & bottom line.

₹ Cr

Particulars	Q4 FY26	Q4 FY25	YoY Change	FY26	FY25	YoY Change
Revenue from Operations	2,553	2,221	15%	9,303	8,329	12%
Other Income	21	30		56	65	
EBITDA[#]	327	275	19%	1,061	919	15%
EBITDA %	12.8%	12.4%		11.4%	11.0%	
Interest	41	47		165	166	
Depreciation	78	69		290	259	
PBT	209	159	31%	606	494	23%
Tax [^]	58	4		168	125	
PAT^{\$}	158	155	2%	444	367	21%
PAT^{\$} after Minority Interest	153	151	2%	431	353	22%

*\$ **Exceptional Item:** PAT for FY26 doesn't include Labour code impact of ~23.5 Cr (Total Gross Labour code impact is ~31.5 Cr, tax saving on the same ~₹8 Cr)*

^ Total Tax is lower in Q4FY25 due to DTA creation on carry-forwarded losses on account of demerger of AMD division

Segment Performance

₹ Cr

Particulars	Q4 FY26				Q4 FY25				Δ YoY
	Revenue	EBIDTA	EBIDTA %	ROCE %	Revenue	EBIDTA	EBIDTA %	ROCE %	Revenue
Textiles @	1841	207	11.2%	17.5%	1614	181	11.2%	15.5%	14.0%
Advanced Material	546	95	17.3%	40.6%	451	69	15.4%	27.3%	21.1%
Others	219	25			201	25			
Inter Segment @	-52				-46				
Total	2553	327	12.8%	17.9%	2221	275	12.4%	15.7%	15.0%

Particulars	FY26				FY25				Δ YoY
	Revenue	EBIDTA	EBIDTA %	ROCE %	Revenue	EBIDTA	EBIDTA %	ROCE %	Revenue
Textiles @	6897	709	10.3%	14.3%	6174	626	10.1%	12.7%	11.7%
Advanced Material	1839	277	15.1%	28.8%	1544	231	15.0%	22.9%	19.1%
Others	754	75			738	62			
Inter Segment @	-186				-127				
Total	9303	1061	11.4%	13.8%	8329	919	11.0%	12.6%	11.7%

Note:

Full year FY26 ROCE considering normalized EBIT# and invested capital in use* improved by ~37 bps to ~15.5% (Reported ROCE is 13.8%)

@Reported revenue for textile division stood at ₹1977 Cr for Q4 & ₹7148 for full year FY26, the difference of 137 Cr (₹1977 - ₹1841) for Q4 & 251 Cr (₹7148 - ₹6897) for FY26 respectively, represents inter segment sales between textile & Advance Materials business which is eliminated to present a fair picture

excluding one offs | *Capital Employed { without CWIP} | Inter Segment constitutes elimination in consolidation for inter segment transactions

Consolidated Balance sheet as at 31st Mar 2026

₹ Cr

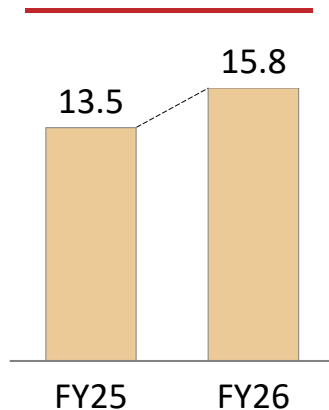
Particulars	31 st Mar 26	31 st Mar 25
Shareholders' Fund	4141	3871
Share Capital	262	262
Reserves & Surplus	3782	3524
Minority Interest	97	85
Borrowings	1441	1376
Long Term Borrowings	432	394
Short Term Borrowings	1009	982
Lease Liabilities (Current + Non Current)	219	186
Other Liabilities	3035	2665
Total	8836	8099
Assets	4395	4327
Fixed Assets	3926	3828
ROU Assets	189	160
Non Current Investments	43	149
Other Non Current Assets	237	190
Cash and cash equivalents *	284	117
Other Current Assets	4157	3655
Total	8836	8099

- Net debt position improved by ₹112 Cr (9%) due to higher free cash generation

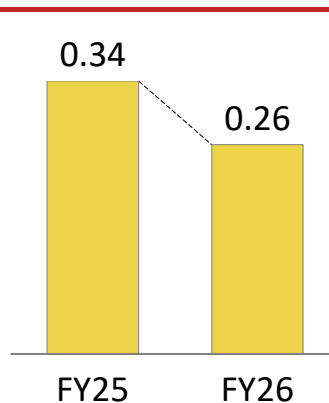
**Cash & cash equivalent includes funds held in Arvind Foundation and Arvind Indigo Foundation amounting to ₹14 Cr*

All key indicators have shown significant improvement

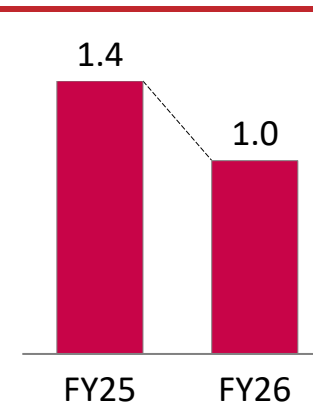
EPS



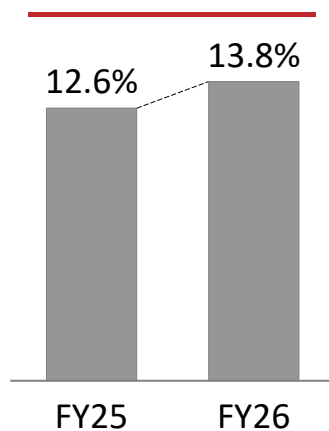
Net Debt / Equity



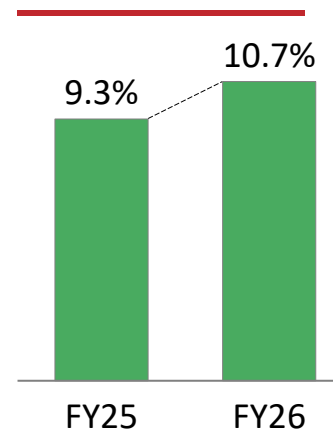
Net Debt / EBITDA



ROCE

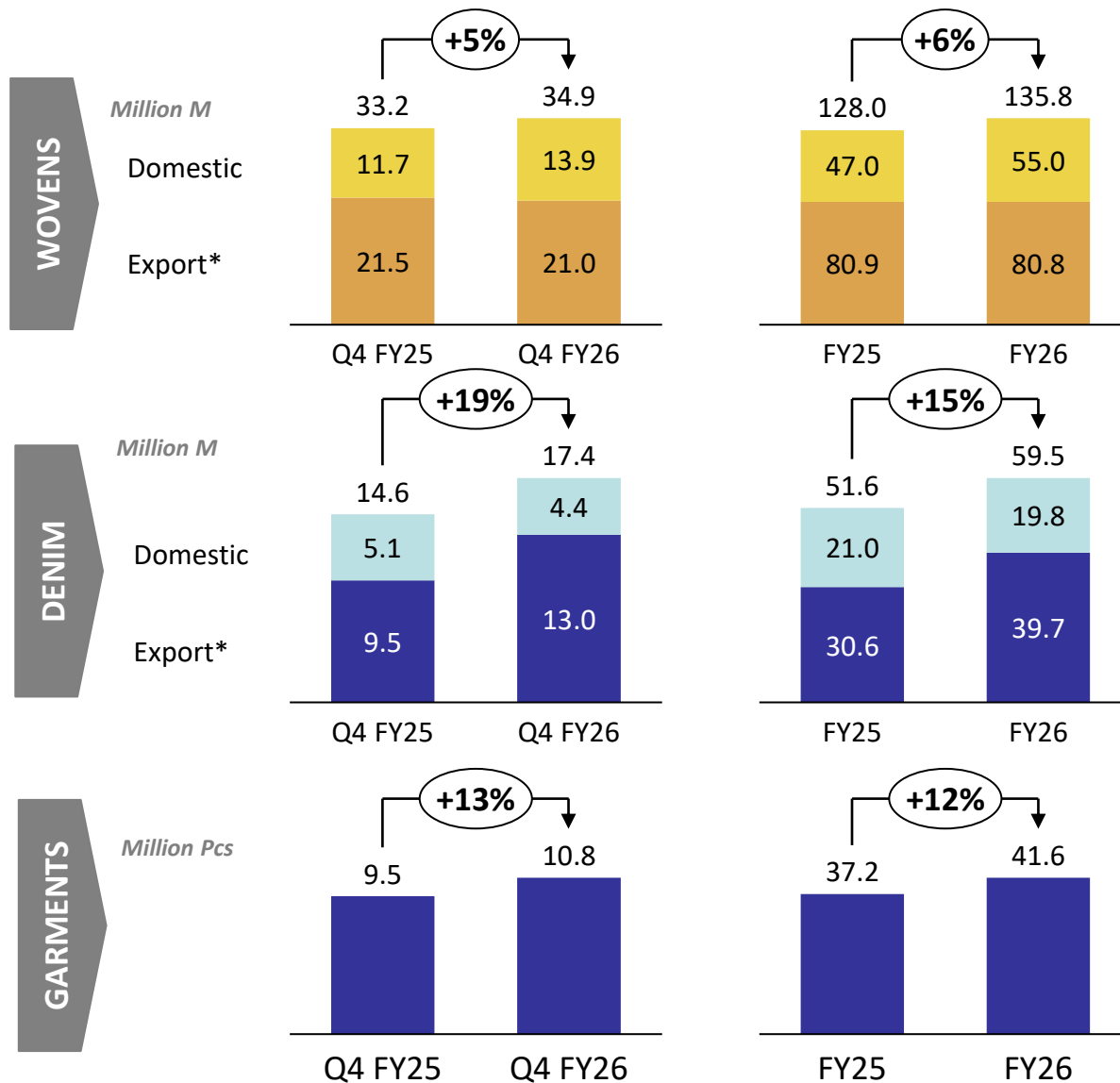


ROE *



*ROE is calculated based on PAT before exceptional item

Consistent volume gain in all key segments



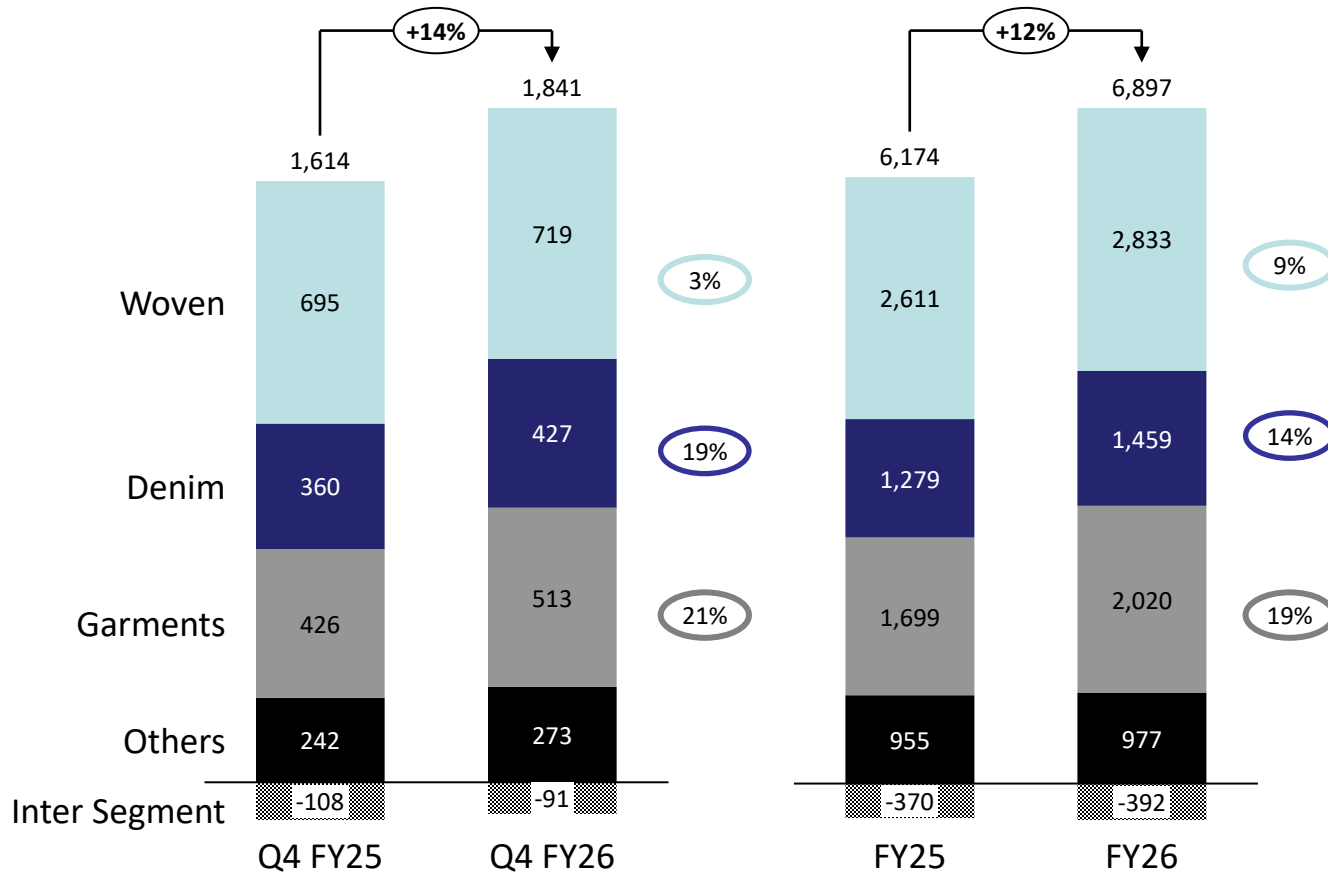
Comparison for Q4 FY26 (YoY)

- With ~35 Mn Mtr, Woven division reported a growth of 5% on YoY basis
- Denim volumes registers a growth of 19% backed by higher verticalization.
- Third consecutive Qtr of 10 Mn+ full garments

* Export volumes includes sales made to export customers and shipments made to their garment factories in India

Double digit revenue growth mirrors volume & realization gain – achieves guided double digit growth in full year FY26

Textile revenues (₹ Cr) *



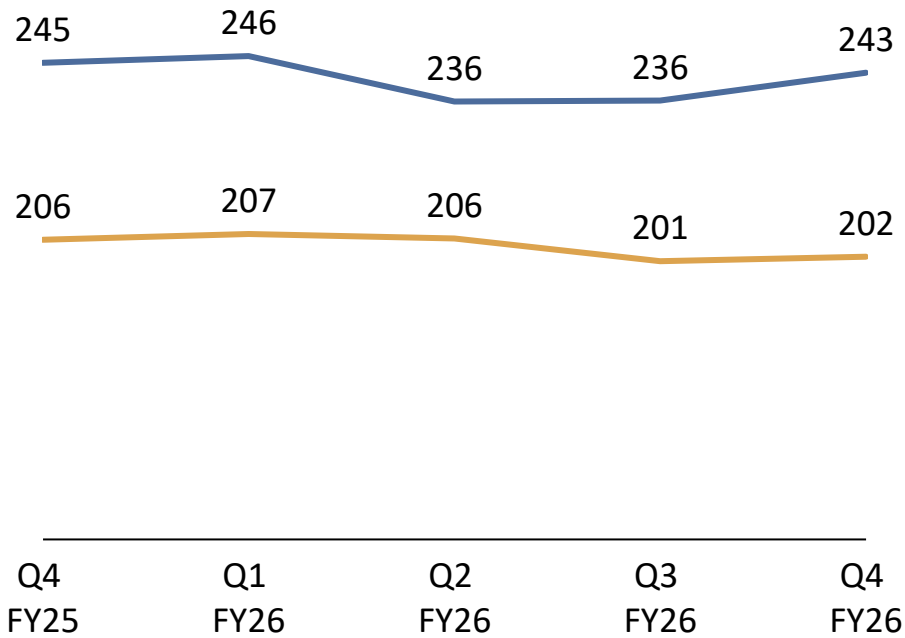
Q4 (YoY)

- Woven delivered 3% revenue inline with higher volume growth offset by lower realization
- Denim volumes grew 19% resulting in higher revenue growth
- Garmenting business registered 21% revenue growth to cross ₹2000 Cr annually

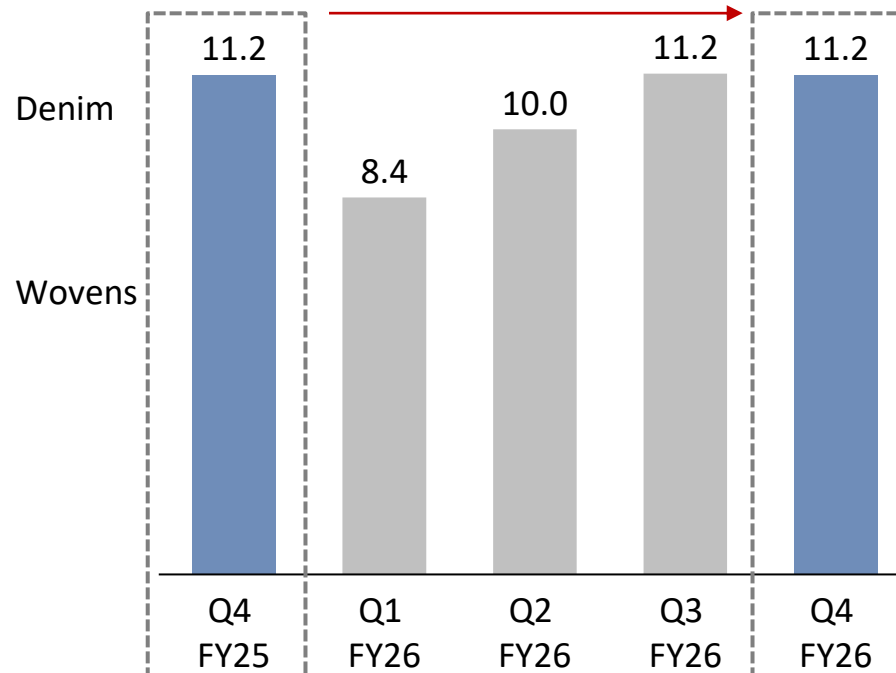
*Reported revenue for textile division stood at ₹1977 Cr for Q4 & ₹7148 for full year FY26, the difference of 137 Cr (₹1977 - ₹1841) for Q4 & 251 Cr (₹7148 - ₹6897) for FY26 respectively, represents inter segment sales between textile & Advanced material business which is eliminated to present a fair picture

Margin unimpacted despite headwinds

Fabric realisation ₹/mtrs

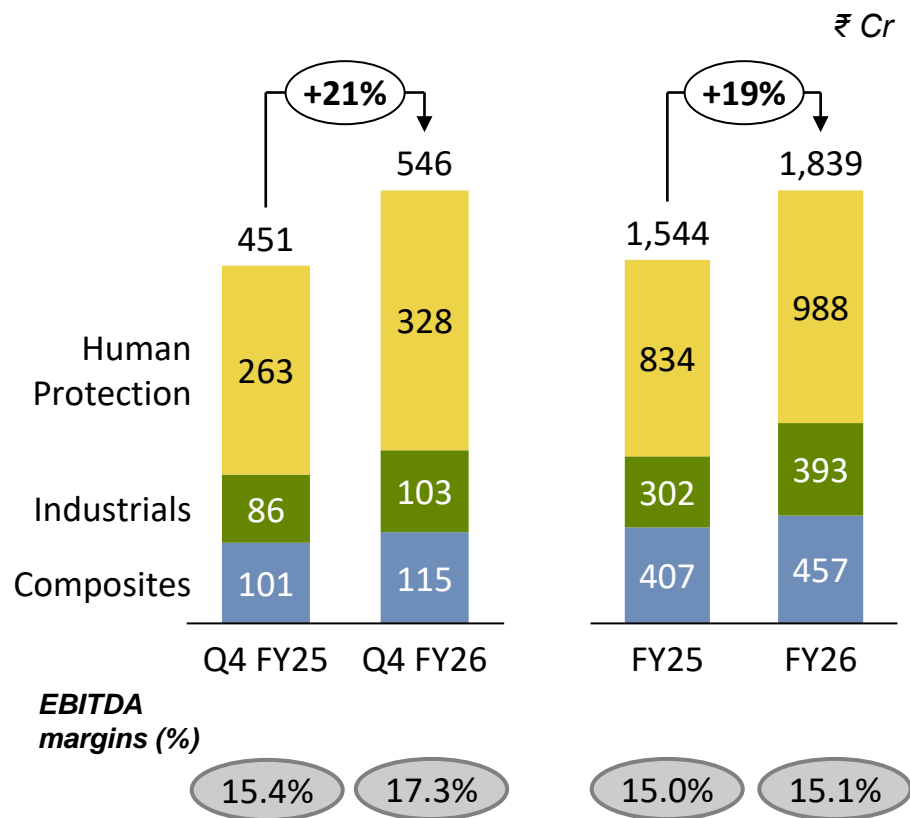


Textile Margin
EBITDA Margins (%)



Advanced Materials business back to full throttle in FY26, touches ~₹550 Cr in Q4

AMD performance summary



Comments

Overall:

- Highest-ever quarterly revenue & EBITDA backed by volume growth
- Q4 Margins improved by ~200 bps to cross 17%. driven by favorable product mix, operating leverage & reversal of earlier expense provisions (including tariff) made during previous quarter of FY26

Human Protection:

- Value-added product mix, Healthy order book in Defense and strong customer execution enabled sustained growth in revenues and margins.

Industrials:

- Robust volumes and an improved product mix across portfolio supported better asset utilization and higher margins.

Composites:

- Revenue growth powered by solid volume growth in Glass fabrics business.

Full year revenue & EBITDA achieves guided growth trajectory of 18-20% on account of better performance in H2

Outlook for FY27

Demand

- The global trade environment remains uncertain amid multiple disruptions; however, demand for Textiles and Advanced Materials continues to remain resilient, with major sourcing destinations largely stable for now
- The current order book is at healthy levels, supported by a robust inquiry pipeline for the upcoming season.
- Basis this, the company expects to grow at double digits backed by a high double digit growth in Advanced Materials and mid teen growth in Garments.
- However, there may be disruption in demand especially in second half due to increase in inflation and other global uncertainties impacting discretionary consumption

Margins

- Input costs across product lines have risen sharply, which may exert margin pressure in H1 FY27; margin recovery is expected in H2, subject to easing of geopolitical tensions.

Capex

- The company will continue to invest in growth-oriented capex across Garmenting and Advanced Materials, with planned capital allocation of ₹450–500 crore, funded within the free cash flow envelope.

Dalco- GFT

- The above outlook does not include the financial impact of the consolidation of the newly acquired Dalco-GFT in Arvind Ltd.'s books.



Thank You!