

May 19, 2026

BSE Limited,
(Corporate Relationship Department),
P J Towers, Dalal Street,
Fort,
Mumbai- 400 001

BSE Code: 530343

National Stock Exchange of India Ltd.,
(Listing & Corporate Communications),
Exchange Plaza, Plot no. C/1, G Block,
Bandra-Kurla Complex, Bandra (E)
Mumbai - 400 051.

NSE Symbol: GENUSPOWER

Dear Sir/Madam,

Sub: Investor Presentation

Pursuant to Regulation 30 of the SEBI (Listing Obligations and Disclosure Requirements) Regulations, 2015, we enclose herewith the Investor Presentation – May 2026.

We request you to kindly take the same on record.

Thanking you,

Yours truly,
For **Genus Power Infrastructures Limited**

Puran Singh Rathore
Joint Company Secretary & Compliance Officer
Encl. as above

Genus Power Infrastructures Limited

Investor Presentation

May 2026

Disclaimer

This presentation and the accompanying slides (the “Presentation”), by Genus Power Infrastructures Limited (the “Company”), have been prepared solely for information purposes and do not constitute any offer, recommendation or invitation to purchase or subscribe for any securities, and shall not form the basis of or be relied on in connection with any contract or binding commitment whatsoever. No offering of securities of the Company will be made except by means of a statutory offering document containing detailed information about the Company.

This Presentation has been prepared by the Company based on information and data which the Company considers reliable, but the Company makes no representation or warranty, express or implied, whatsoever, and no reliance shall be placed on, the truth, accuracy, completeness, fairness and reasonableness of the contents of this Presentation. This Presentation may not be all inclusive and may not contain all of the information that you may consider material. Any liability in respect of the contents of, or any omission from, this Presentation is expressly excluded.

Certain matters discussed in this Presentation may contain statements regarding the Company’s market opportunity and business prospects that are individually and collectively forward-looking statements. Such forward-looking statements are not guarantees of future performance and are subject to known and unknown risks, uncertainties and assumptions that are difficult to predict. These risks and uncertainties include, but are not limited to, the performance of the Indian economy and of the economies of various international markets, the performance of the industry in India and world-wide, competition, the company’s ability to successfully implement its strategy, the Company’s future levels of growth and expansion, technological implementation, changes and advancements, changes in revenue, income or cash flows, the Company’s market preferences and its exposure to market risks, as well as other risks. The Company’s actual results, levels of activity, performance or achievements could differ materially and adversely from results expressed in or implied by this Presentation. The Company assumes no obligation to update any forward-looking information contained in this Presentation. Any forward-looking statements and projections made by third parties included in this Presentation are not adopted by the Company and the Company is not responsible for such third party statements and projections. The information contained in this Presentation is current only as of its date and is subject to change without notice.

Powering India's Future Through Smart Energy Solutions



Genus touches lives of **One in Five** Households in India*

Genus Meters measure more than **20%** of India's electricity consumption*

* Assuming 360 million house holds and >91 million installed Genus meters

Three decades
of experience in
diverse metering
solutions

One of the exclusive
AMISP players
offering in-house
smart meters,
Communication, HES,
and MDMS solutions

105+_{Mn}

Meters Installed

18+_{Mn Meters}

Annual Production Capacity

Nearly **9,96,000** SQ FEET+

Across cutting-edge integrated
manufacturing facilities



**SERVING SOCIETY THROUGH
INDUSTRY EXCELLENCE**

Our Extended Family



250+

Talent Pool in Device R&D

Over 450 years of combined software development experience



225+

Talent Pool in Software Development

Our Extended Family



16,800+

Talent Pool (Includes On-Roll and Off-Roll employees)

Fully equipped to execute our large order pipeline



2,200+

Expected hiring in next 1 year
(Including On-Roll and Off-Roll employees)



Our Extended Family



~ 30%

Women in Our Workforce

Driving Growth Through Diversity and Inclusion



27

Differently Abled Talent



CSR Highlights

Our CSR initiatives drive progress through education, healthcare, socio-economic development, and environmental preservation.



Contributing Towards a Sustainable World

In FY 2024-25...

17% of electricity consumption from renewable sources

Over **41%** reduction in Scope 1 & 2 emission intensity

Achieved a **41%** reduction in energy intensity

NO_x < **6 Qg/m³**
SO_x < **2 Qg/m³**
PM 2.5 - **34 Qg/m³**
PM 10 - **70 Qg/m³**
Nil POP, VOC and HAP*

Improving Our Environment

Supporting Our People & Communities

Providing Sustainable Solutions

Operating with Integrity

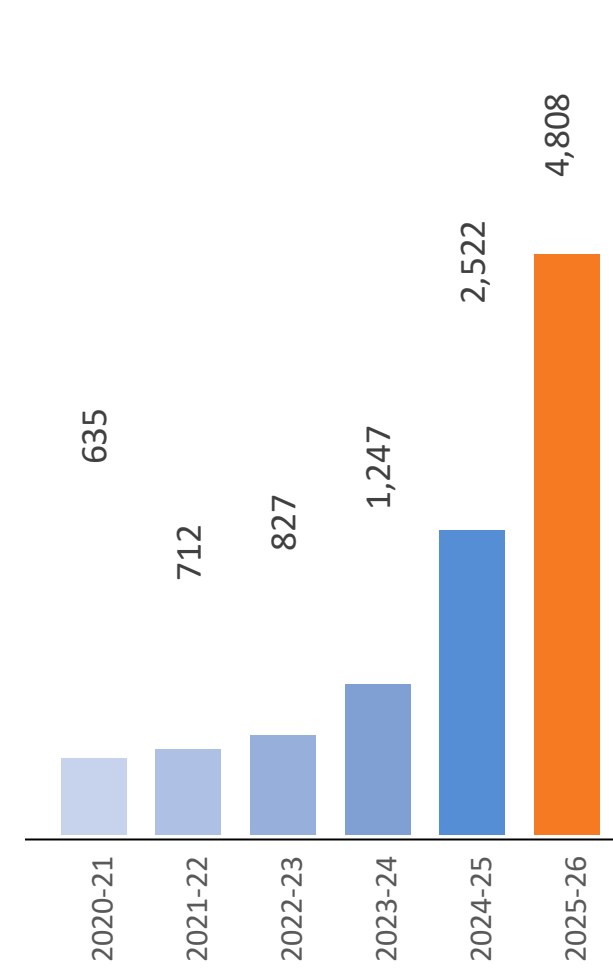


Going forward we aim to have LEED certified Sustainable Buildings

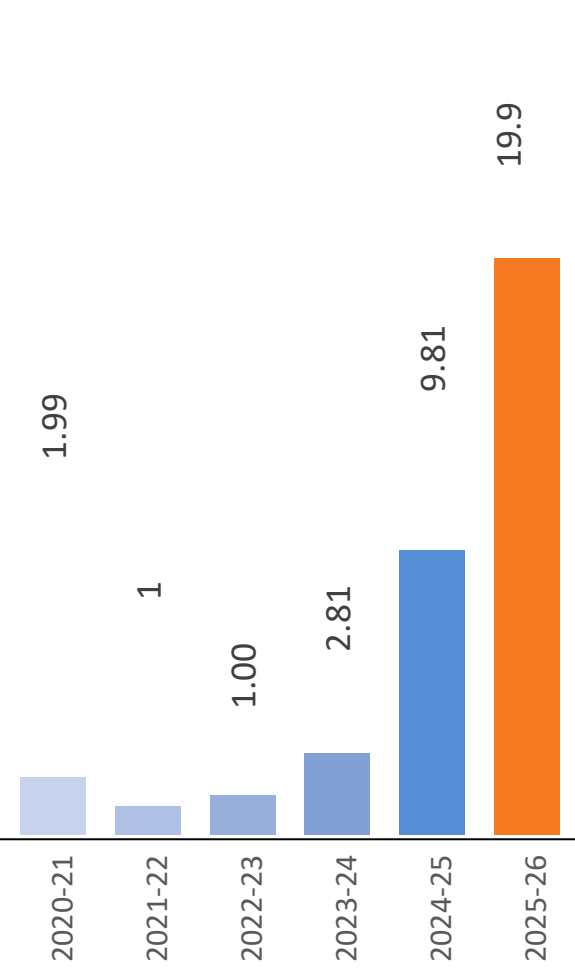
*POP - Persistent Organic Pollutants, VOC - Volatile Organic Compounds, HAP - Hazardous Air Pollutants

Financial Highlights

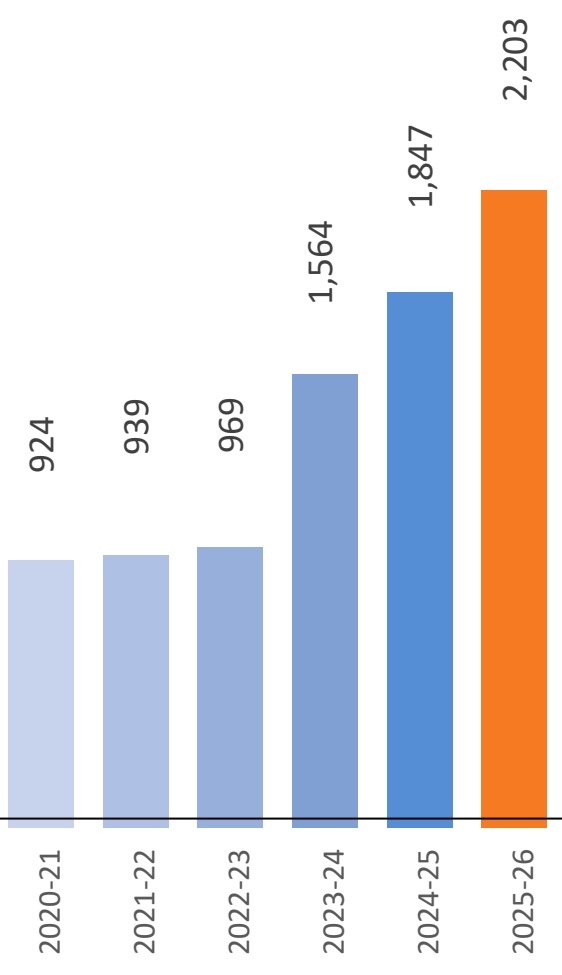
Total Income
(INR in crore)



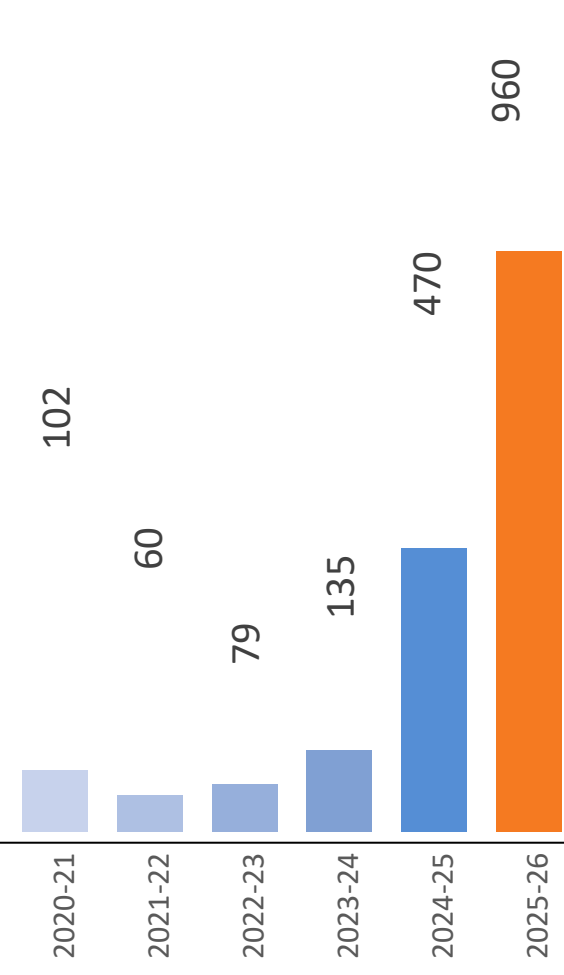
Basic 'Earning Per Share' (EPS)
(INR)



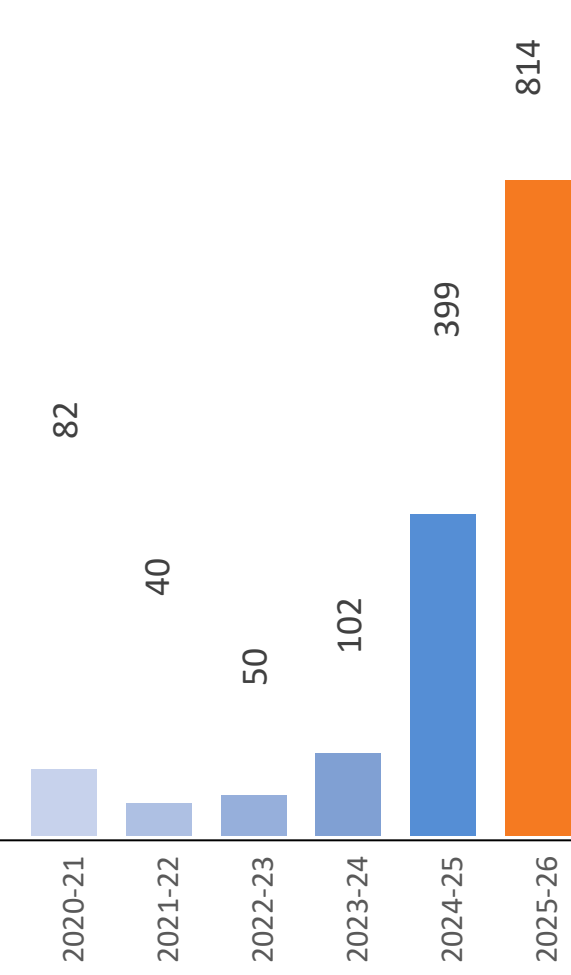
Net Worth
(INR in crore)



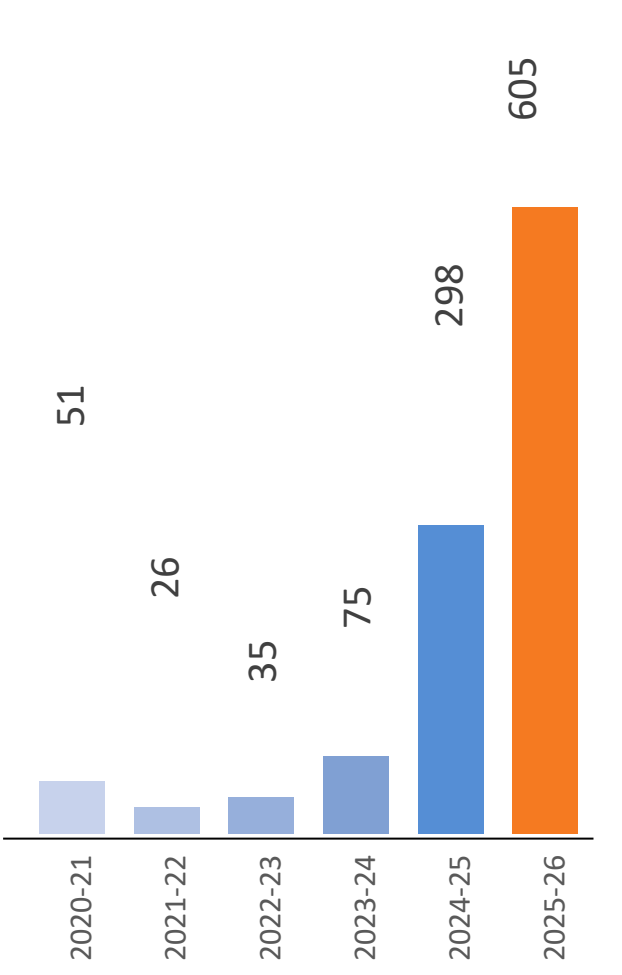
EBIDTA
(INR in crore)



Profit Before Tax (PBT)
(INR in crore)



Profit After Tax (PAT)
(INR in crore)





COMPANY OVERVIEW

Our Journey

- ▶ **Transforming from a manufacturing and technology company to a leading AMI integrator, services, and software provider in the energy sector.**
- ▶ **We specialize in smart solutions, including advanced systems for power, water, and gas metering management.**





Mission

Enable utility providers to efficiently serve the society with world class metering products, solutions & services.



Values



Integrity



Trust & Respect



Customer Focus



Inclusive Growth



Innovation

1994-1999

- ▶ Initiated manufacturing of Thick Film Hybrid Microcircuits & SMT PCB Assemblies
- ▶ Commercial Production of Electronic Energy Meters started
- ▶ Multi-functional & Multi-tariff Meters launched

2006-2011

- ▶ State-of-the-art manufacturing facility at Haridwar commissioned
- ▶ First Company in India to obtain DLMS certification for Electronic Energy Meters
- ▶ Successfully appraised as a CMMI Level 3 Company
- ▶ Outstanding performance award by NDPL towards AT&C loss reduction
- ▶ Engineering, Construction, and Contracts (ECC) division established to undertake turnkey power projects

2018-2021

- ▶ Smart Meters with 3G communication capability launched
- ▶ India's First Narrowband – IOT setup for AMI (Advance Metering Infrastructure) in strategic partnership with Vodafone Idea
- ▶ Becomes First Company in Asia Pacific to supply 1.5 Million Smart Meters to EESL
- ▶ Gas Meters with communication capability launched and becomes the only Company in India to have BS Certification for Gas Meters

2000-2005

- ▶ Rated among the top 100 Electronic companies in India by EFY
- ▶ Lean Manufacturing implemented with TBM consultants, USA
- ▶ AMR / Prepayment Meter launched
- ▶ Genus R&D recognized by Department of Science & Industrial Research, Govt. of India

2012-2017

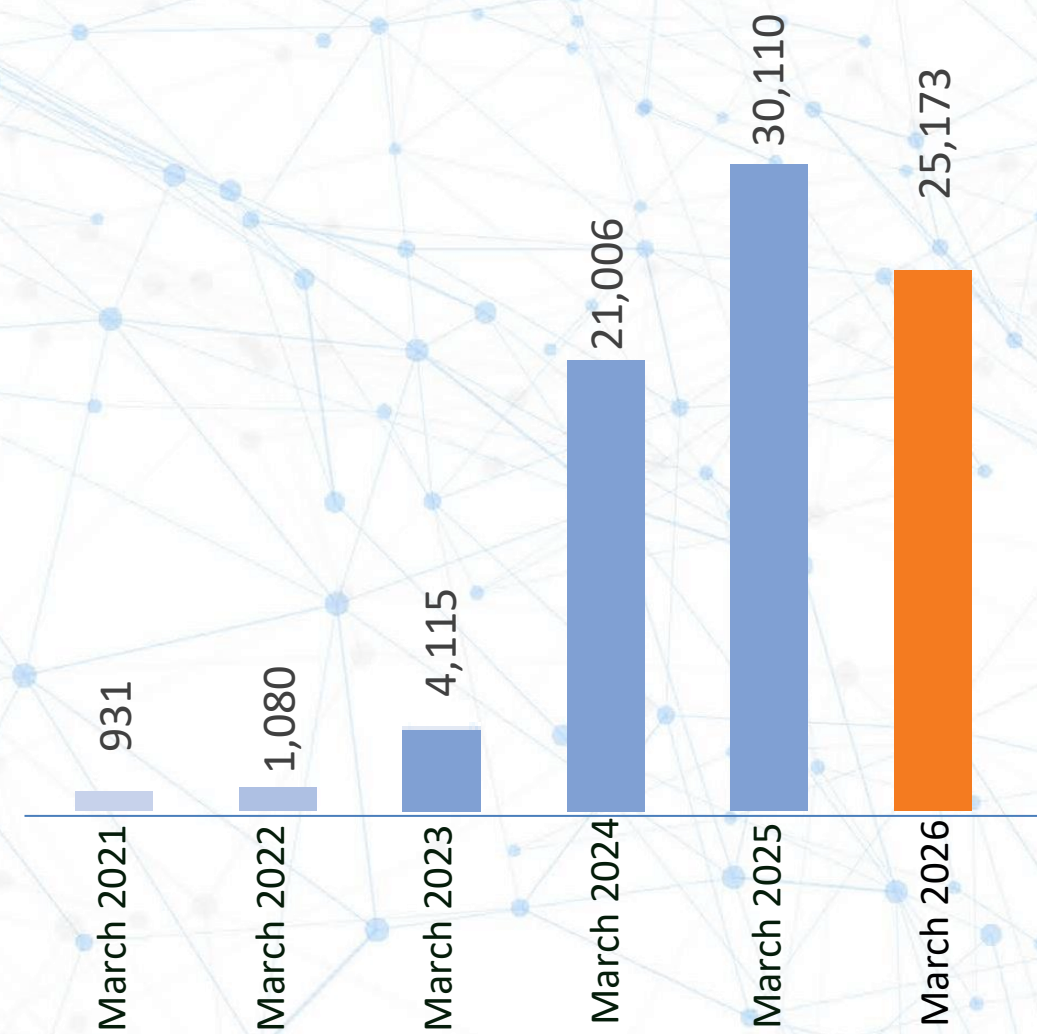
- ▶ Accorded Excellence in Quality by Golden Peacock National Quality Awards, 2015
- ▶ Successful Deployment of Smart Metering Solution at Shapur (Junagarh) PGVCL – India's First Smart Village Project
- ▶ Implemented India's first End to End Smart Metering Solution at Kala Amb (Himachal Pradesh) HPSEB's Smart Grid Pilot Project
- ▶ Setup and commenced production at Guwahati (Assam) Plant

2022-2026

- ▶ Genus starts participating as an AMISP (end-to-end responsibility) under the TOTEX Mode
- ▶ Partnership with GIC, Singapore to set up a platform for Smart Metering Projects
- ▶ HES and MDM Unveiled: More than a Million Meters Integrated with Genus HES
- ▶ New product lines introduced, including smart gas meters, water meters and data loggers
- ▶ Secures 49.5 Million USD investment from DFC USA for Smart Meter deployment.
- ▶ Crossed 1 Cr smart meter installation mark in FY26

Our Growing Order Book

Our total order book, including all SPVs and GIC Platform, now stands in excess of ~ INR 25,173 Cr (net of taxes)



Smart Electricity Meters

Genus Power is a pioneer in smart metering solutions and leads India's power sector transformation with its innovative and comprehensive range of smart electricity meters.



Smart Electricity Meters

Single Phase



Three Phase



LTCT



HTCT



DT



ABT



Smart Electricity Meters

Single Phase - Prepayment



Three Phase - Prepayment




NIC



Genus Gateway



MIU



Smart Group Meter



Our Business Verticals

We have diversified our expertise with advanced metering solutions for gas and water management, ensuring accuracy, reliability, and efficiency across all utility sectors

Smart Gas Meter



Smart Water Meter

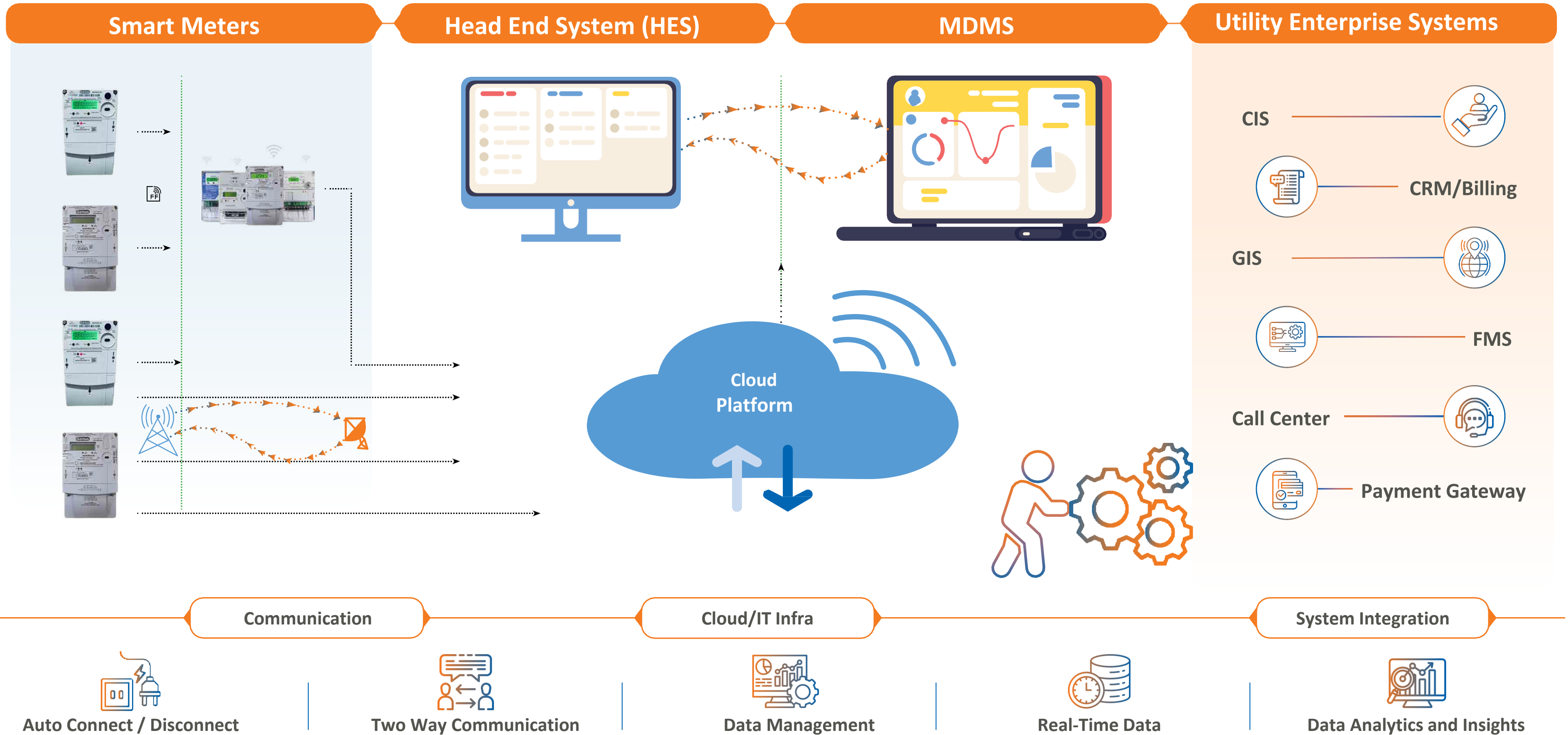


Our Business Verticals- AMISP Projects

- ▶ Genus is dedicated to managing AMISP (Advanced Metering Infrastructure Service Provider) contracts with a focus on excellence.
- ▶ Our holistic approach ensures seamless operation, from in-house designed smart meters to robust communication infrastructure, Head-End Systems (HES), Meter Data Management Systems (MDMS), and Field Management Systems (FMS).
- ▶ We offer end-to-end services, including the deployment, integration, and maintenance of smart metering systems.
- ▶ Operating under the TOTEX (CAPEX + OPEX) model, we ensure seamless operation and data management.



Strong Software Domain



Strong Software Domain

Head End System (HES)

A central component in smart metering, HES communicates with meters, collects data, manages commands, and ensures secure data transmission, acting as the interface to the MDMS



Communication technologies agnostic

Supports multiple Communication Technologies – Cellular (GPRS) & RF for Smart Meters in a single deployment.

3rd Party Meters

Capabilities to integrate various makes of Smart Meters.

Lower TCO

Domain knowledge resulting in low customization cost. Faster in-house MDMS integration as the technology platform is the same.

System Integrations

Integrated with various MDMS and other legacy systems of Utilities.

Scalability & Security

Modular design to Scale horizontally and vertically to handle large meter volumes. Secure (MPLS) channels for communication.

Strong Software Domain



Deployment Infra

Deployed on various Cloud platforms – Hyperscaler/Non-Hyperscalers and on-premise DCs.

Real-time Data Processing

Capable of real-time data processing and analytics to provide actionable insights.

User-Friendly Interface

Intuitive and user-friendly interface for easy monitoring and management of smart metering data.

Compliance & Standards

Adheres to regulatory compliance for data security and privacy.

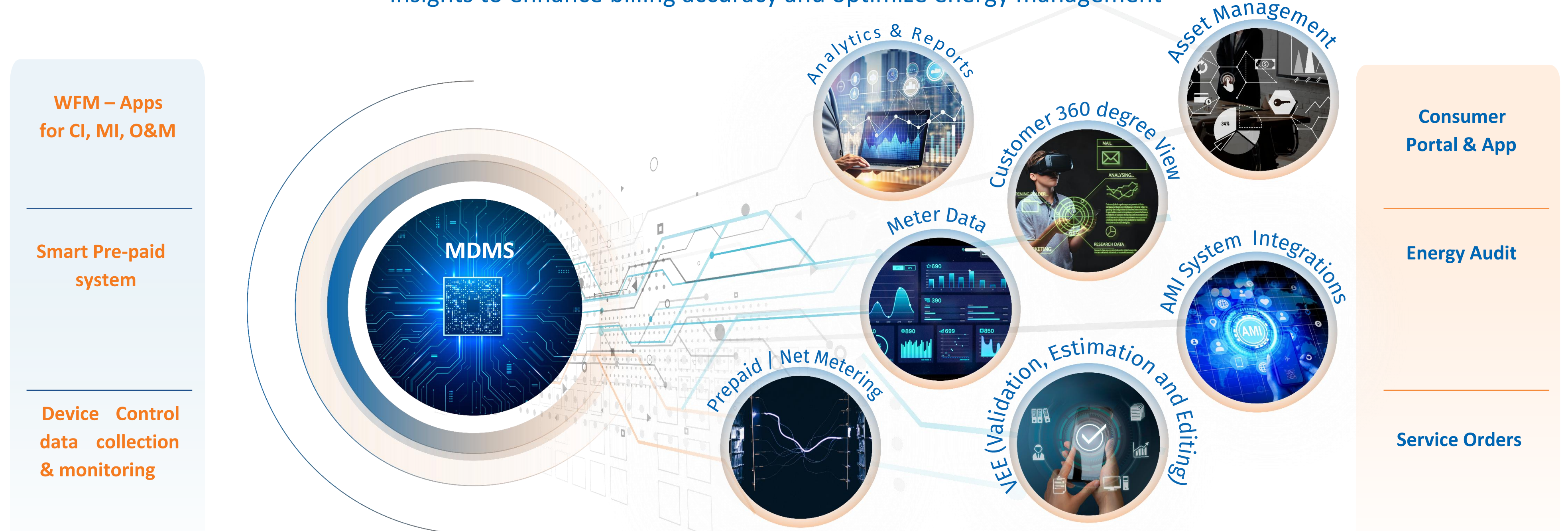
Energy Efficiency

Contributes to energy efficiency by enabling demand response and load management.

Strong Software Domain

Meter Data Management System (MDMS)

MDMS processes, stores, and manages data from the Head-End System (HES), ensuring data validation, advanced analytics, and actionable insights to enhance billing accuracy and optimize energy management



Comprehensive End-to-End Solution (HES-MDMS-Workforce Management) seamlessly integrated to streamline customer operations and enhance utility performance.



Mr. Rajendra Kumar Agarwal
Managing Director and CEO

“We are uniquely positioned to create exceptional value for our stakeholders, driven by our commitment to sustainable growth and innovation, while staying true to our core principles of the 3 Hs – Happiness, Hard Work, and Honesty”



Mr. Jitendra Kumar Agarwal
Joint Managing Director

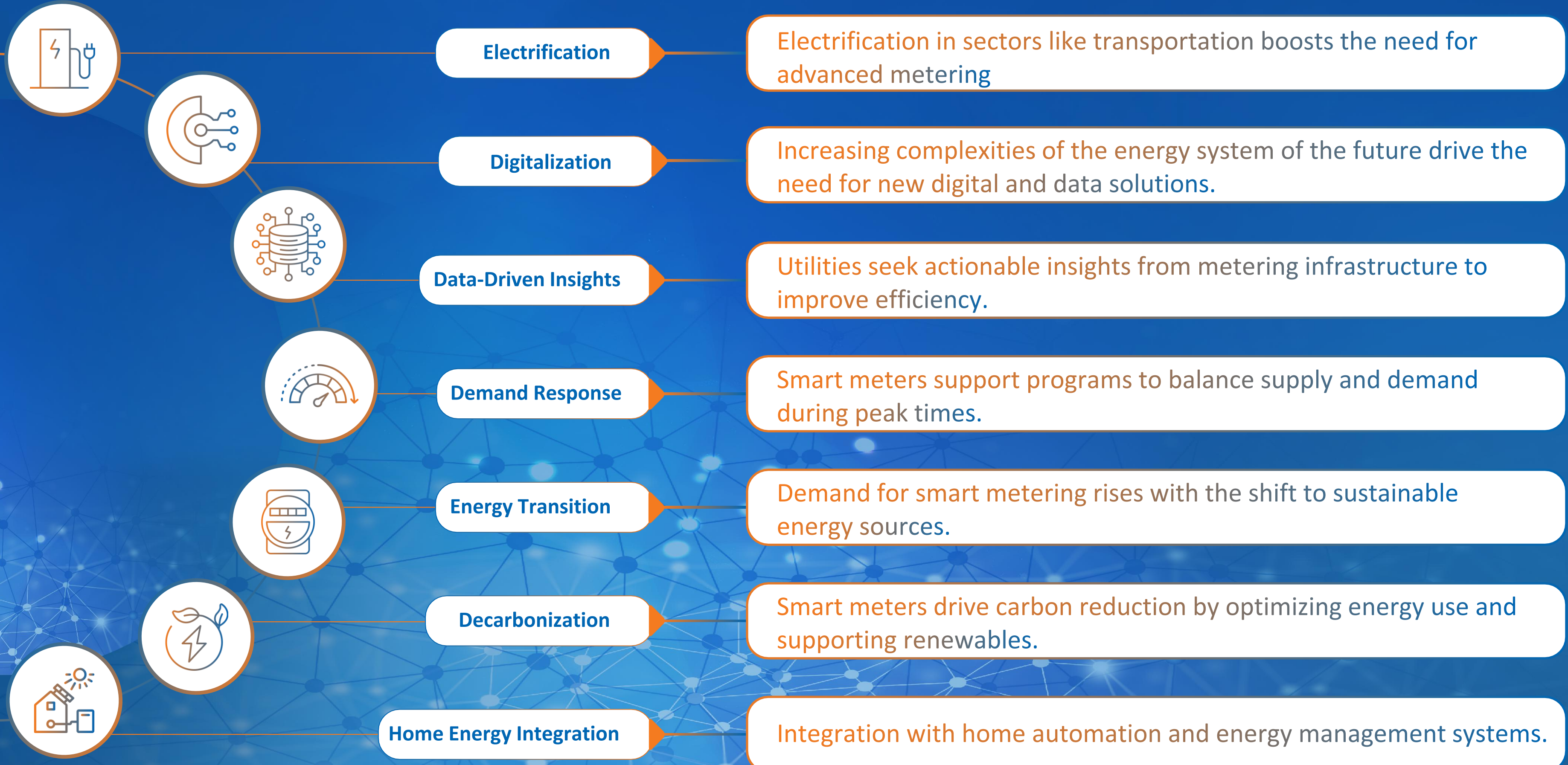
“We believe excellence lies in precision — in how we execute, communicate, and deliver value every single day. Our focus remains on building trusted partnerships, driving operational agility, and ensuring that every commitment we make translates into measurable impact on the ground”



INDUSTRY OVERVIEW



Industry Trends





USD 80-100 Bn

Global Non-Technical Annual Losses of Utilities



59%

Expected Global Smart Meter Penetration by 2028



> USD 1.5 Bn

Expected Global Analytics Market Size in 2025 (For Managing Grid Complexity)



~ 70% (~USD 17 Bn)

Global Network Solutions Market Share of Total Addressable Smart Infrastructure Market (USD 25 Bn)



>50%

Software & Smart Grid Solutions Share in Total Revenue of One of the Largest Global Smart Meter Players



Second Round of Smart Metering Deployment

- ▶ The first wave of smart meter installations in several European countries and the USA is reaching the end of its lifecycle.
- ▶ Significant opportunity for second round of deployments, leveraging advancements in technology to enhance accuracy, reliability, and integration capabilities.
- ▶ This phase will not only replace outdated systems but also incorporate cutting-edge features such as enhanced cybersecurity, real-time data analytics, and improved interoperability with other smart grid components.



Analytics

- ▶ The expanding analytics market offers substantial opportunities for utilities to harness vast amounts of data generated by smart meters.
- ▶ By leveraging advanced analytics, Utilities can gain deeper insights into consumption patterns, optimize grid operations, and enhance decision-making processes.
- ▶ This data-driven approach enables proactive maintenance, reduces operational costs, and improves customer satisfaction through personalized energy management solutions.



Digitization

- ▶ The shift towards digital solutions is revolutionizing the energy sector, with IoT and AI playing pivotal roles in resource management.
- ▶ Digitization facilitates seamless integration of various energy sources, enhances grid resilience, and supports the transition to renewable energy.
- ▶ Smart Meters are at the forefront of this transformation, enabling real-time monitoring, remote management, and automated responses to changing energy demands.

By integrating gas and water metering with existing smart grid infrastructure, Utilities can offer comprehensive resource management solutions, driving further adoption and market growth

Smart Gas Meter



15%

Govt. of India's vision for share of Gas in Economy by 2030.

Underscoring the need for efficient gas metering solutions.

12 Crore

Expected Gas connections by 2030 in India.

Smart gas meters will be essential in ensuring precise billing, reducing losses, and enhancing customer satisfaction

Economies Globally transitioning to Cleaner fuels to combat climate change, necessitating increased use of Smart Gas Meters

Smart Water Meter



USD 340 Bn+

Global spend by Water Utilities in next 10 years on Digital Transformation

Environmental awareness and heightened consumer expectations propelling water conservation and improvement in customer services.

Regulatory pressure to deliver reliable water supply while maintaining affordability.

Smart Water Meters help Utilities achieve these goals.

41%

of which will go in Metering & Customer Management Solutions



Export

- ▶ Rapid urbanization and infrastructure development in African, APAC and Middle Eastern regions driving demand for advanced metering solutions
- ▶ Genus's capability to support Smart electricity, gas, and water meters opens up export markets where Utilities seek integrated solutions for multiple types of meters, providing a one-stop-shop for their metering needs.



Smart Infrastructure

- ▶ Providing Software Solutions to Utilities / Other AMISP Players / Other Global Meter Installers.
- ▶ Fulfilling demand for advanced data analytics to optimize energy consumption and improve utility operations.



Smart Grid Development

- ▶ Expansion of smart grid technologies to enhance grid stability, resilience, and integration of renewable energy sources.
- ▶ AI-Driven Predictive Maintenance - analyzing real-time data to foresee equipment failures and optimize grid performance.



**AIMING FOR ROBUST
GROWTH WITH...**

Strong Fundamentals

Strong Balance Sheet

AA-/Stable
Rating
from CRISIL

Decades of Powering Innovation

Nearly
Three Decades
of experience in metering solutions

Healthy EBITDA Margins

~18%
EBITDA Margin

From Concept to Commissioning

Provides
Total
engineering and construction solution

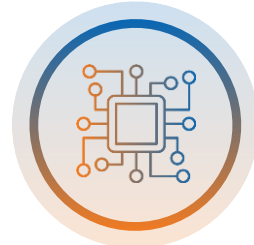
Reduced Working Capital Cycles

AMISP
Contracts with Robust Payment Structures

Complete Forward & Backward Integration

One of the
AMISP
players with In-House Smart Meters, HES, MDM and Communication

Four Pillars of Business Transformation



Technology

- ▶ **Innovation in Smart Metering Solutions:** Leveraging cutting-edge technology to develop advanced smart meters that enhance energy efficiency and provide real-time data analytics.
- ▶ **Integration of AI and IoT:** Utilizing AI and IoT to drive predictive maintenance, optimize grid performance, and support the transition to smart infrastructure.
- ▶ **Commitment to R&D:** Continuous investment in research and development to stay ahead of industry trends and deliver state-of-the-art metering solutions.



Execution

- ▶ **Proven Track Record:** Nearly three decades of excellence in meter manufacturing and successful implementation of AMISP projects.
- ▶ **Operational Excellence:** Streamlined processes and robust project management practices ensure timely and efficient delivery of solutions.
- ▶ **Customer-Centric Approach:** Focused on understanding and meeting the unique needs of each client, ensuring high levels of satisfaction and long-term partnerships.



Finance

- ▶ **Strong Financial Health:** Maintaining a solid financial foundation to support growth initiatives and strategic investments.
- ▶ **Efficient Capital Management:** Optimizing working capital cycles to enhance liquidity and operational efficiency.
- ▶ **Sustainable Growth:** Commitment to sustainable financial practices that balance profitability with long-term value creation.



People

- ▶ **Expertise and Experience:** A team of highly skilled professionals with deep industry knowledge and technical expertise.
- ▶ **Continuous Learning and Development:** Investing in employee training and development to foster innovation and adaptability.
- ▶ **Inclusive Culture:** Promoting a culture of inclusivity and collaboration, empowering employees to contribute to the company's success.

Strategic Partnership with GIC

A strategic partnership with GIC has been established to enhance our capabilities in the Advanced Metering Infrastructure Service Provider (AMISP) sector. This collaboration leverages a USD 2 billion platform, focusing on expanding meter supply and service contracts.

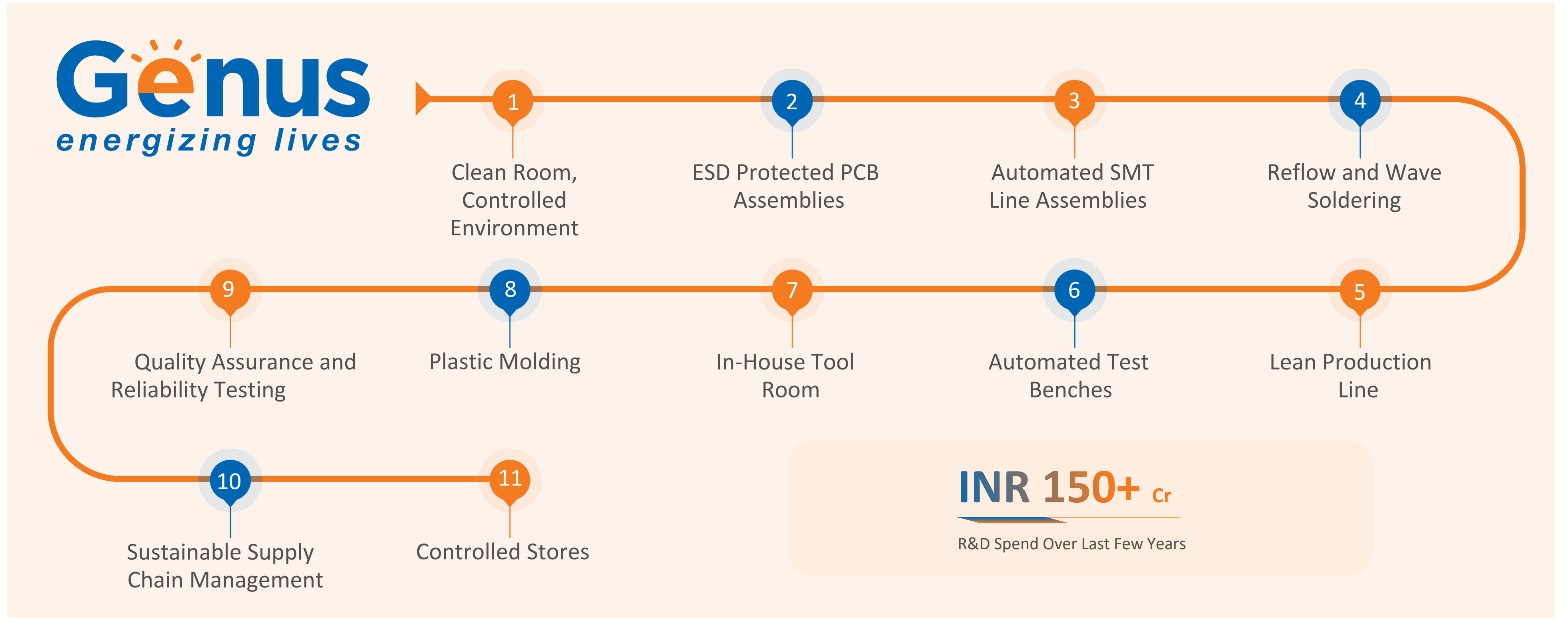
Exclusive partner for GIC in India for AMISP contracts.

Genus can supply meters to other AMISPs as an OEM.



Comprehensive Infrastructure & Accredited Testing Capabilities

Integrated Manufacturing Facilities with In-House ISO 17025 / NABL Accredited Electronic Energy Meter Testing Laboratories



State-of-the-Art Manufacturing Facilities



Haridwar, Plant-1



Haridwar, Plant-2



Ramchandrapura, Jaipur Plant



Guwahati, Plant-1

State-of-the-Art Manufacturing Facilities (Workspace)



Quality Certifications



CMMI Level 3 Company



STS certification



Bureau Veritas



QSI Certification



STQC Certifications



KEMA Certification



R&D Lab recognized by
MSD, GOI



EMC Certifications



IEC Certifications



DLMS Certification for Meters



IECQ for quality of components



Silver Certificate by Frost &
Sullivan



National Accreditation Board for Testing and
Calibration Laboratories

Zero

Defect Initiative with Increasing
Share of Automaton

Certified to the highest national and international quality standards, including ISO certifications, OHSAS 18001, BIS, NABL accreditation, STS, EMC, ISI, and the 'S' mark, underscoring our commitment to safety, reliability, and excellence

Diversified Product – Market Mix

Portfolio of Smart Electricity, Smart Gas and Smart Water Meters



Residential & Commercial

- ▶ Meters with communication capability
- ▶ Single / Three Phase Smart Meters
- ▶ Net Meters
- ▶ Smart Street Light Management System
- ▶ Group Metering



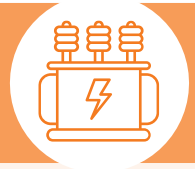
Industrial

- ▶ LT / HT CT Meter with Integrated Communication
- ▶ ABT Meter
- ▶ Smart High end Meters



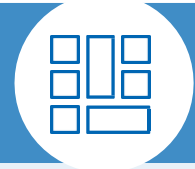
Prepayment Solution

- ▶ Single Phase Prepayment Meter
- ▶ Three Phase Prepayment Meter
- ▶ Dual prepayment Solution
- ▶ DIN Rail Prepayment Meter
- ▶ Prepaid Vending Software
- ▶ On-Line “Pre-paid” Metering Solution



Distribution Transformer

- ▶ Thread Through Metering Solution for Distribution Transformer
- ▶ Smart DT Meter with Integrated Communication



Open Access / Grid

- ▶ Grid & Sub-Station Meter (ABT Complaint)



Software Solutions

- ▶ BCS (Base Computer System)
- ▶ HES - For Electric, Water and Gas Meters
- ▶ MDM
- ▶ Mobile Apps
- ▶ WFM

Strong Client Base



Visionary Board of Directors



Mr. Ishwar Chand Agarwal
Executive Chairman



Mr. Kailash Chandra Agarwal
Vice-Chairman, Non-Executive, Non-Independent



Mr. Rajendra Kumar Agarwal
Managing Director and CEO



Mr. Jitendra Kumar Agarwal
Joint Managing Director



Mr. Nathu Lal Nama
Whole Time Director



Dr. Keith Mario Torpy
Non-Executive, Non-Independent Director



Mr. Subhash Chandra Garg
Independent Director



Ms. Sharmila Chavaly
Independent Director



Mr. Sandeep Jain
Independent Director



Mr. Gyan Prakash
Independent Director



Mr. Chirag Patel
Independent Director



Ms. Shweta Gupta
Independent Director

A hand holding a pen pointing at a financial line graph with data points. The background is a dark blue grid with a white line graph showing fluctuations. The text 'FINANCIAL PERFORMANCE' is overlaid in large, bold, orange letters.

FINANCIAL PERFORMANCE

▲ + 9.803.289

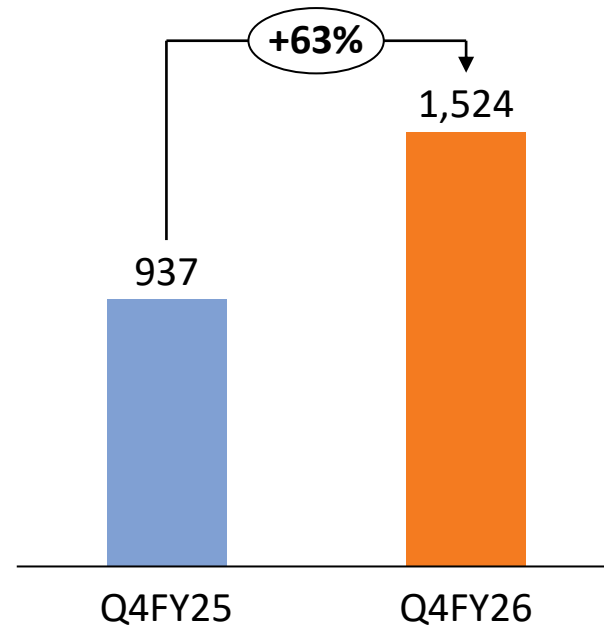
▲ + 5.989.834

▲ + 6.768.223

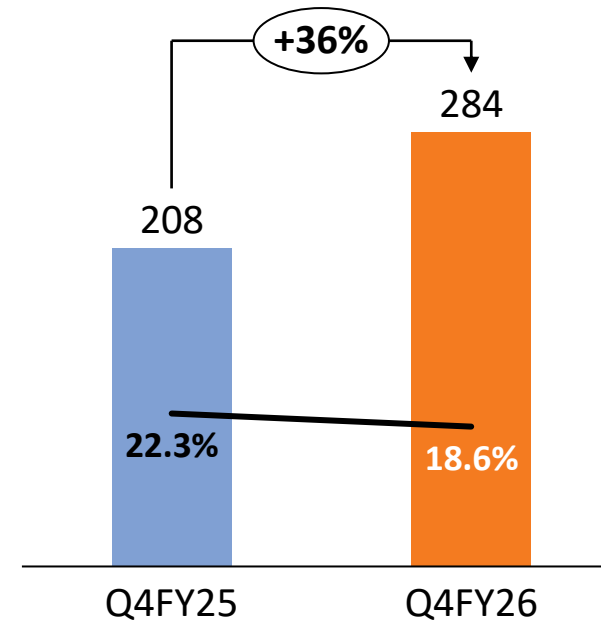
▼ - 2.804.821

Standalone Profit & Loss Statement – Q4FY26

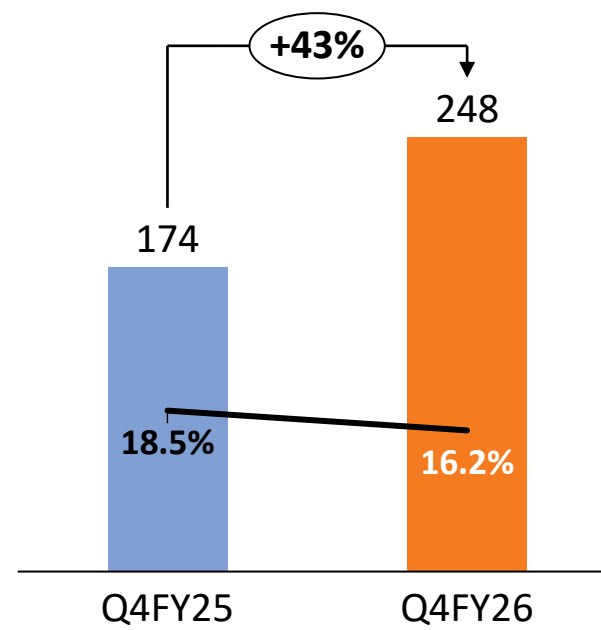
Revenue (Rs. Crore)



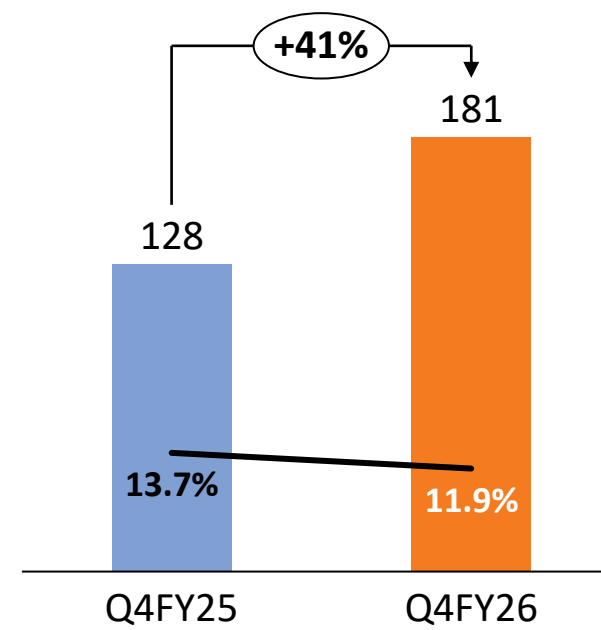
EBIDTA (Rs. Crore)



PBT (Rs. Crore)



Net PAT* (Rs. Crore)



Q4FY26 Key Highlights

Revenue stood at **Rs. 1,524 crore**, up **63% y-o-y**, driven by accelerated execution momentum across smart metering projects, increasing rollout intensity and continued scale-up across multiple state-level deployments.

EBITDA stood at **Rs. 284 crore**, up **36% y-o-y**, with **EBITDA margin** at **18.6%**, supported by strong operating scale and execution efficiencies, despite moderation in gross margins due to change in product mix and forex-related raw material cost pressures.

PAT (from continuing operations) stood at **Rs. 181 crore**, up **41% y-o-y**, reflecting healthy profitability supported by robust execution performance, operating leverage and sustained business momentum.

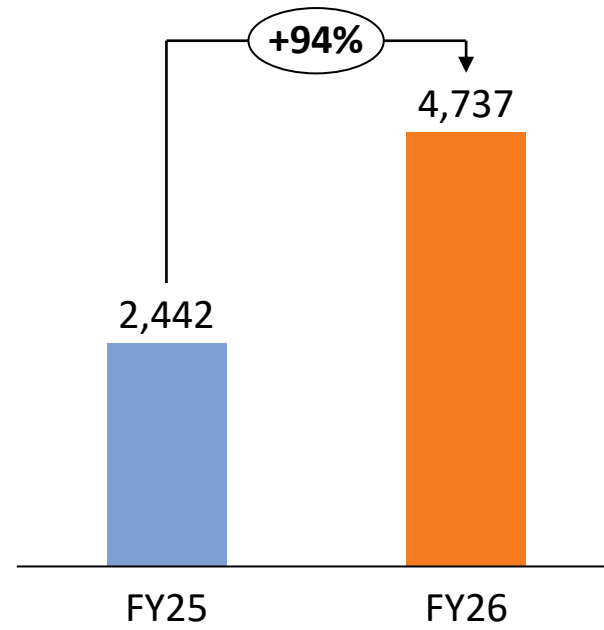
Order book stood at **Rs. 25,173 crore (net of taxes)** as on **31st March 2026**, providing strong multi-year revenue visibility and reinforcing the Company's leadership position in India's smart metering opportunity.

*Net PAT from continuing operations

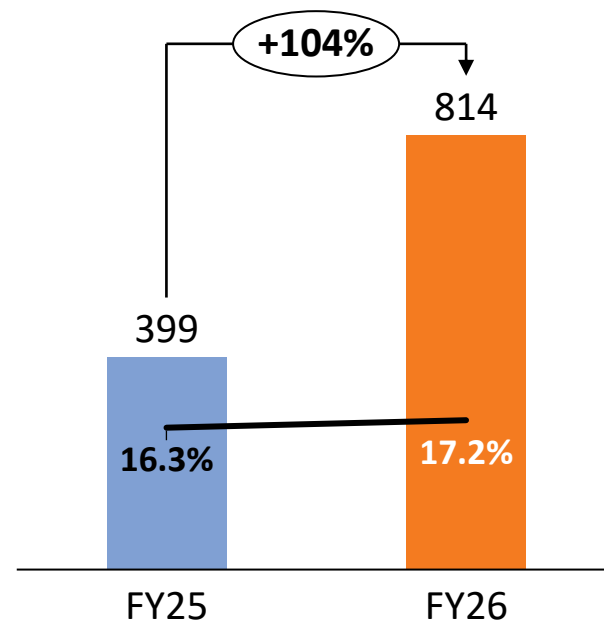
Kindly Note: The variance in Profit After Tax (PAT) between the standalone and consolidated financials of Genus Power Infrastructures Limited primarily arises from mark-to-market (MTM) gains or losses associated with Genus Paper & Boards Limited. It is important to note that these fluctuations represent notional accounting adjustments rather than realized profits or losses.

Standalone Profit & Loss Statement – FY26

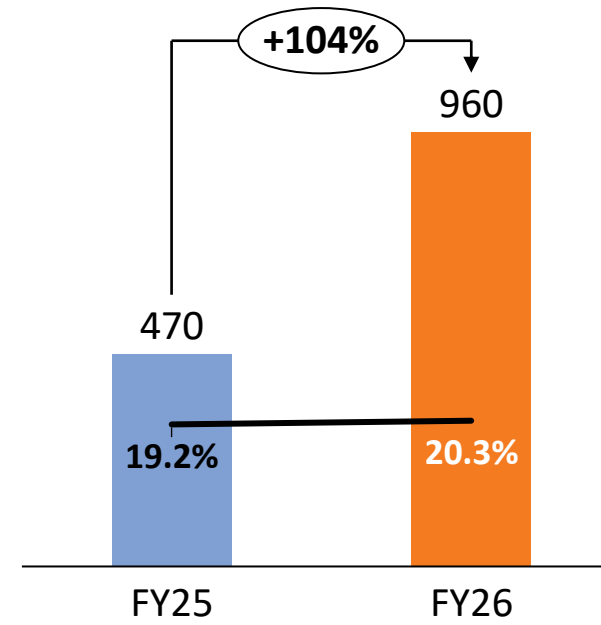
Revenue (Rs. Crore)



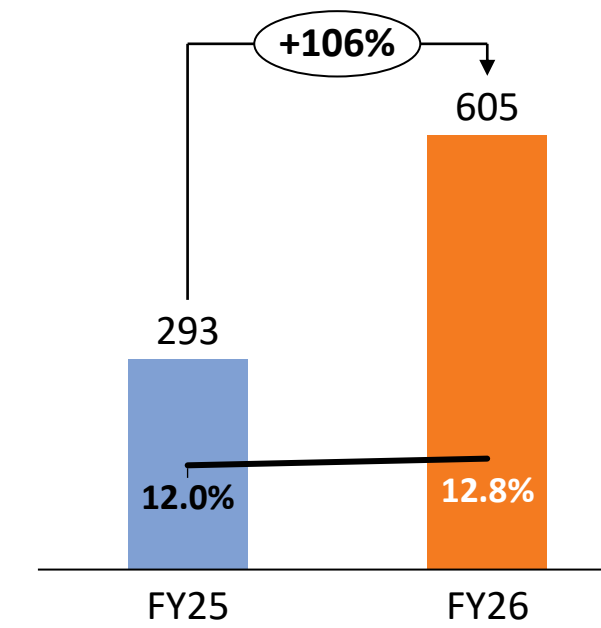
PBT (Rs. Crore)



EBIDTA (Rs. Crore)



Net PAT* (Rs. Crore)



FY26 Key Highlights

- Revenue stood at **Rs. 4,738 crore**, up **94% y-o-y**, driven by sustained acceleration in smart metering project execution, strong order book conversion and continued scale-up across multiple state-level deployments.
- EBITDA stood at **Rs. 960 crore**, up **104% y-o-y**, with **EBITDA margin** improving by **102 basis points y-o-y** to **20.3%**, reflecting operating leverage benefits, execution efficiencies and disciplined cost management despite project mix-led gross margin moderation.
- PAT (from continuing operations) stood at **Rs. 605 crore**, up **106% y-o-y**, supported by strong operating performance, healthy scale-up in execution activities and sustained profitability across the project lifecycle.

*Net PAT from continuing operations

Kindly Note: The variance in Profit After Tax (PAT) between the standalone and consolidated financials of Genus Power Infrastructures Limited primarily arises from mark-to-market (MTM) gains or losses associated with Genus Paper & Boards Limited. It is important to note that these fluctuations represent notional accounting adjustments rather than realized profits or losses.

“Genus Power Infrastructures Limited delivered a landmark performance in FY26, reflecting the Company’s strong execution capabilities, deep domain expertise in advanced metering infrastructure services (“AMISP”) and sustained momentum in India’s smart metering transformation journey. During the year, the Company witnessed accelerated execution across multiple projects under the Revamped Distribution Sector Scheme (“RDSS”), supported by large-scale rollout activities, increasing operational go-live (“OGL”) milestones and strong traction across key state utility programs. The Company achieved significant growth across revenue, profitability and project execution metrics, supported by healthy order book conversion and disciplined operational management.

During the year, Genus Power crossed the milestone of installation of more than 1 crore smart meters under RDSS programs, further reinforcing its position amongst the leading smart metering players in the country. The Company also continued to maintain strong manufacturing throughput, with manufacturing capacity currently exceeding 18 million meters annually, enabling it to support both captive AMISP requirements as well as supplies to utilities and other AMISP operators. We remain highly confident on the long-term opportunity landscape, as against an estimated requirement of over 31-32 crore smart meters in India, only ~15.6 crore meters have so far been tendered, indicating a substantial multi-year growth runway for the industry and the Company.

We remain focused on balancing rapid growth with prudent financial discipline and improving cash flow dynamics as the project base matures and additional projects transition into recurring billing phases. While the business currently requires elevated working capital investments due to simultaneous execution across multiple projects and geographies, we expect gradual normalization in working capital intensity as installations convert into operational projects and cash flow generation improves over the coming quarters.

In addition to the core smart metering business, the Company continues to invest in adjacent opportunities including smart gas meters, smart water meters and export markets, which can emerge as meaningful long-term growth drivers. India’s gas metering opportunity alone could potentially involve nearly 12 crore gas meter installations over the next six to seven years, while water metering is expected to provide significant local and global opportunities over the medium term as utilities increasingly focus on digitization and resource management. Simultaneously, the Company is strengthening its international market presence, with export revenues to scale meaningfully over the next few years.

We expect FY27 to mark another phase of significant scale-up in project execution, with the Company well-positioned to achieve revenue of approximately Rs. 6,000 - 6,500 crore, driven by increasing rollout intensity across existing projects, AMISP portfolio with all projects having achieved OGL milestone and continued conversion of the large executable order book into revenues. Supported by strong manufacturing capabilities, integrated end-to-end technology offerings, proven execution expertise and disciplined operational management, the Company remains favourably positioned to deliver sustained growth, maintain healthy profitability metrics and further consolidate its leadership position within India’s rapidly evolving smart metering and digital power infrastructure ecosystem.”



Mr. Jitendra Kumar Agarwal
Joint Managing Director

Standalone Profit & Loss Statement

Particulars (INR Cr)	Q4FY26	Q4FY25	YoY	FY26	FY25	YoY
Total Revenue	1,523.7	936.8	62.7%	4,737.5	2,442.0	94.0%
Cost of Material Consumed	975.7	556.1		2,887.6	1,391.8	
Gross Profit	548.0	380.7	44.0%	1,849.9	1050.2	76.1%
Gross Profit Margin (%)	36.0%	40.6%		39.0%	43.0%	
Employee Expenses	120.1	89.8		440.4	274.8	
Other Expenses	143.9	82.4		449.3	305.5	
EBITDA	284.0	208.5	36.2%	960.2	469.9	104.3%
EBITDA (%)	18.6%	22.3%		20.3%	19.2%	
Other Income	24.2	20.8		70.2	79.7	
Depreciation	18.1	15.6		55.4	34.6	
EBIT	290.1	213.7	35.8%	975.0	515.0	89.3%
EBIT (%)	19.0%	22.8%		20.6%	21.1%	
Finance Cost	42.5	40.1		160.5	116.2	
Profit before Tax	247.6	173.5	42.7%	814	398.8	104.2%
Tax	66.9	45.5		209.5	105.8	
PAT from continuing operations	180.7	128.0	41.2%	605.0	293.0	106.5%
PAT Margin %	11.9%	13.7%		12.8%	12.0%	
Profit from discontinued operations before tax	0.0	1.8		0.0	6.9	
Tax expense (including deferred tax) on the above	0.0	0.5		0.0	1.7	
PAT from discontinuing operations	0.0	1.3		0.0	5.2	
Net PAT	180.7	129.3	39.7%	605.0	298.2	102.9%
Net PAT Margin %	11.9%	13.8%		12.8%	12.2%	
EPS (in Rs.)	5.92	4.23		19.79	9.76	

Standalone Balance Sheet

ASSETS (INR Cr)	Mar-26	Mar-25
Non-current assets		
Property, plant and equipment	446.7	265.3
Capital work-in-progress	64.3	40.7
Right of Use Assets	17.9	16.5
Intangible assets	3.4	3.2
Investment in Associates/Subsidiaries		-
Financial assets		
Investments	115.5	38.8
Loans	274.2	156.6
Others	16.1	22.2
Contract Assets	189.62	146.2
Non-financial assets	32.81	34.5
Sub-total -Non-Current Assets	1160.5	724.1
Current assets		
Inventories	1350.6	849.6
Financial assets		
Investments	13.6	81.1
Investment in trust	60.0	60.0
Loans	228.6	10.0
Trade receivables	1,484.5	1,363.7
Cash and cash equivalents	259.6	221.8
Other bank balances	459.5	538.1
Other financial assets	37.2	18.9
Contract Assets	866.6	44.7
Non-financial assets	400.81	229.0
Sub-total -Current Assets	5,160.9	3,416.9
Assets Classified as held for Sale	0.0	181.7
TOTAL-ASSETS	6,321.4	4,322.7

EQUITY AND LIABILITIES (INR Cr)	Mar-26	Mar-25
Equity		
Equity share capital	30.4	30.4
Other equity	2172.1	1816.7
Total equity	2202.6	1847.1
Non-current liabilities		
Contract liabilities	374.9	129.9
Financial liabilities		
Borrowings	501.4	437.7
Lease liabilities	-	-
Other financial liabilities	6.7	5.4
Provisions	234.1	105.0
Government grants	4.2	1.7
Net employee defined benefit liabilities	12.6	11.5
Deferred tax liabilities (net)	38.6	33.0
Sub-total -Non-current liabilities	1172.5	724.2
Current liabilities		
Contract liabilities	95.06	28.3
Financial liabilities		
Borrowings	1,790.5	926.9
Trade payables	773.1	579.5
Lease liabilities	2.7	1.3
Other liabilities	96.9	93.6
Government grants	-	-
Net employee defined benefit liabilities	2.3	4.8
Current tax liabilities (net)	58.4	28.2
Provisions	58.6	26.6
Non-financial liabilities	-	62.2
Sub-total -Current liabilities	2946.4	1751.4
Liabilities directly associated with the assets held for distribution	-	-
TOTAL-EQUITY AND LIABILITIES	6,321.4	4,322.7

Thank you

Genus Power Infrastructures Limited

CIN: L51909UP1992PLC051997

Mr. Ankit Jhanjhari

ankit.jhanjhari@genus.in | www.genuspower.com

Strategic Growth Advisors Pvt. Limited

CIN: U74140MH2010PTC204285

Mr. Shogun Jain / Mr. Parin Narichania

shogun.jain@sgapl.net / parin.n@sgapl.net | www.sgapl.net

