

4
10

GARLON POLYFAB INDUSTRIES LIMITED
CIN: L17111UP1990PLC012122
REGD. OFF. 15/79B, CIVIL LINES KANPUR-208001

Date: 11.07.2018

To
Compliance Department
BSE Limited
P. J. Towers, Dalal Street,
Mumbai-400001

Sub: Submission of un-audited financial results with Limited Review Report as per Regulation 33(3)(a) of SEBI(Listing Obligations and Disclosure Requirement) for the quarter ended 31st March, 2018.

Dear Sir/Madam,

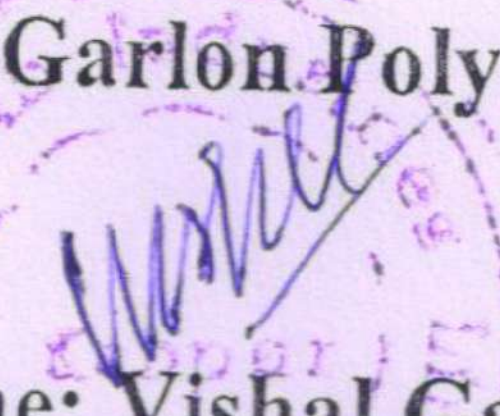
Please find enclosed herewith the Un-audited Financial Result with Limited Review Report as per Regulation 33(3)(a) of SEBI (Listing Obligations and Disclosure Requirement) for the quarter ended 31st March, 2018.

Request to update your records.

Thanking You.

Yours faithfully


For Garlon Polyfab Industries Limited


Name: Vishal Garg
Managing Director
DIN: 00792099

Encl: As above

STATEMENTS OF ASSETS AND LIABILITIES			
Sr. No.	Particulars	Rupees	
		As at 31-03-2018 Audited	As at 31-03-2017 Audited
A)	Assets		
1)	Non Current Assets		
	a) Fixed Assets		-
	b) Goodwill on consolidation		
	c) Non-current investments		
	d) Long term loans and advances	575,698	575,698
	e) Other Non current assets		
	Sub Total-Non Current Assets	575,698	575,698
2)	Current Assets		
	a) Current Investments		
	b) Inventories		
	c) Trade receivables		
	d) Cash and Cash equivalents	164,230	188,730
	e) Short term loans and advances		
	f) Other current assets		
	Sub Total-Total Current Assets	164,230	188,730
	Total Assets	739,928	764,428
B)	Equity and Liabilities		
1)	Shareholders Fund		
	a) Share Capital	46,132,000	46,132,000
	b) Reserves and Surplus	(63,196,335)	(62,998,779)
	Sub Total- Shareholders Fund	(17,064,335)	(16,866,779)
2)	Non-Current Liabilities		
	a) Long term borrowings		-
	b) Other Long term Liabilities		-
	c) Long term provisions		-
	Sub Total- Non Current Liabilities		-
3)	Current Liabilities		
	a) Short term borrowings	17,380,000	17,212,000
	b) Trade payables		-
	c) Other current Liabilities	46,185	60,450
	d) Other short term provisions	378,077	358,757
	Sub Total-Current Liabilities	17,804,262	17,631,207
	Total -Equity and Liabilities	739,928	764,428

For GARLON POLYFAB INDUSTRIES LTD.



Vishal Garg
Director
DIN-00792099

UN-AUDITED FINANCIAL RESULTS FOR THE QUARTER AND YEAR ENDED 31ST MARCH, 2018

Sr. No.	Particulars	Quarter Ended			Year Ended	
		31-03-2018 (Audited)	31-12-2017 (Unaudited)	31-03-2017 (Audited)	31-03-2018 (Audited)	31-03-2017 (Audited)
		(Rs. In lacs)				
I	Income From Operations				-	-
II	Other Income				-	-
III	Total Income from operations (I + II)				-	-
IV	Expenses					
	(a) Cost of materials consumed				-	-
	(b) Purchase of stock-in-trade					
	(c) Changes in inventories of finished goods, work-in-progress and stock-in-trade	-		341,130		341,130
	(d) Employee benefits expense	-		42,507	5,000	170,026
	(e) Depreciation and amortisation expense				-	-
	(f) Finance Cost				-	-
	(g) Other expenses	111,664	26,964	63,215	192,556	252,858
	Total Expenses	111,664	26,964	446,851	197,556	764,014
V	Profit (Loss) before exceptional Items and extraordinary items and tax (III-IV)	(111,664)	(26,964)	(446,851)	(197,556)	(764,014)
VI	Exceptional Items	-		(3,452,147)	-	(3,452,147)
VII	Profit from ordinary activities before finance costs and Exceptional Items (V-VI)					
VIII	Extra Ordinary Items					
IX	Net Profit/(Loss) before tax (VII-VIII)	(111,664)	(26,964)	(3,898,998)	(197,556)	(4,216,161)
X	Tax Expense :					
	(1) Current Tax					
	(2) Deferred Tax					
	Total Tax Expenses					
XI	Net profit /(Loss) for the period from continuing operations (IX-X)	(111,664)	(26,964)	(3,898,998)	(197,556)	(4,216,161)
XII	Profit /(Loss) for the period from discontinuing operations					
XIII	Tax expense of discontinuing operations					
XIV	Profit /(Loss) for the period from discontinuing operations (after tax)					
XV	Profit (Loss) for the period (XI + XIV)	(111,664)	(26,964)	(3,898,998)	(197,556)	(4,216,161)
XVI	Other Comprehensive Income					
XVII	Total Comprehensive Income					
XVIII	Paid up equity share capital (Face Value of Rs.10/- per share)	46,132,000	46,132,000	46,132,000	46,132,000	46,132,000
XVIX	Reserves (excluding Revaluation Reserve) as shown in the Audited Balance Sheet of the previous year					
XX	Earnings Per Share (EPS)					
	(a) Basic	(0.02)	(0.00)	(0.85)	(0.04)	(0.91)
	(b) Diluted					

Notes:

- The above results are in compliance with Indian Accounting Standards (Ind-AS) notified by the Ministry of Corporate Affairs. The results for the previous periods have been restated as per Ind AS. The standalone financial results of the Company for the quarter and year ended 31st March, 2018 have been reviewed by the Audit Committee at their meeting held on _____ May, 2018 and have been approved by the Board of Directors at its meeting held on _____ May, 2018.
- Reconciliation of Net Profit & Equity as previously reported under Indian GAAP and Ind-AS for the quarters/periods are presented as under:

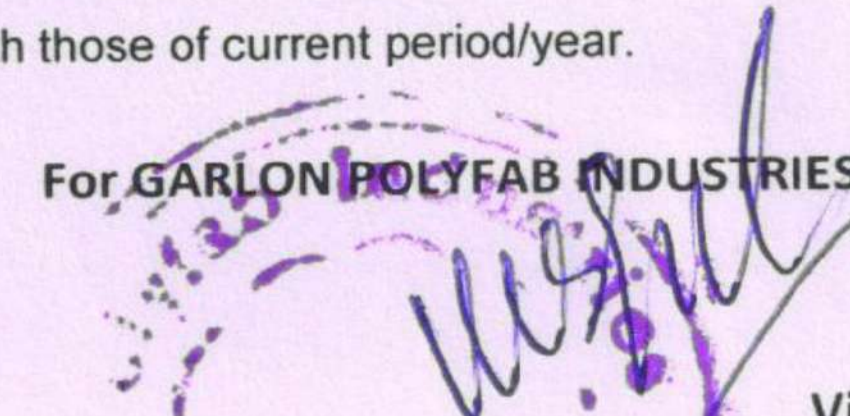
Particulars	Net Profit Reconciliation			Equity Reconciliation
	Quarter ended 31-03-2018	Period ended 31-12-2017	Year ended 31-03-2017	As at 31-03-2018
Net Profit/Equity as per IGAAP				
Appreciation/ (Diminution) in value of Investments				
Reclassification of Net Actuarial (Gain) / Loss on employee defined benefit obligation to other comprehensive income				
Net Profit/Equity as per Ind-AS				
Other Comprehensive Income				
Total Comprehensive Income/Equity as per Ind-AS				

- The standalone financial results of the Company for the quarter and year ended 31st March, 2018 have been audited by the Statutory Auditors.
- The Statutory Auditors of the Company have conducted audit of these financial results in terms of Regulation 33 of the SEBI (Listing Obligations and Disclosure Requirements) Regulations, 2015, and have issued Audit Report with unmodified opinion
- Previous period/Year figures have been regrouped/reclassified to make them comparable with those of current period/year.

For GARLON POLYFAB INDUSTRIES LTD.

Place: KANPUR

Dated: 11 July '2018


 Vishal Garg
 Director
 DIN-00792099

4
12



P. D. Agrawal & Co.

Chartered Accountants

15/11- A, Civil Lines, Kanpur 208 001

Ph. 0512-2304109

Auditors Report on Quarterly Financial Result and Year to Date Result of the Company pursuant to the Regulation 33 of the SEBI (Listing Obligation and Discourse requirements) Regulations, 2015

To
The Board of Directors
M/s Garlon Polyfab Industries Limited
CIN:L17111UP1990PTC012122
Regd. Office: 15/79, Civil Lines, Kanpur-208001

We have audited the quarterly financial result of **Garlon Polyfab Industries Limited** for the quarter ended **March 31, 2018** and the year to date result for the period April 01, 2017 to March 31, 2018 attached herewith, being submitted by the Company pursuant to the requirement of Regulation 33 of the SEBI (Listing Obligation and Disclosure Requirements) Regulation, 2015. These quarterly financial result as well as the year to date financial result have been prepared on the basis of interim financial Statements, which are the responsibility of the Company's management. Our responsibility is to express an opinion on these financial results based on our audit of such interim financial statements which have been prepared in accordance with the recognition and measurement principle laid down in Accounting standard 25 of interim Financial Reporting (IND AS), prescribed under section 133 of the Companies Act, 2013 read with relevant rules issued thereunder and other accounting principle generally accepted in India.

We conducted our audit in accordance with the auditing standard generally accepted in India. Those standards require that we plan and perform the audit to obtain reasonable assurance about whether the financial result are free of material misstatement. An audit includes examining, on a test basis, evidence supporting the amounts disclosed as financial result. An audit also includes assessing the accounting principle used and significant estimates made by management. We believe that our audit provides a reasonable basis for our opinion.

In our opinion and to the best of our information and according to the explanations given to us these quarterly financial result as well as the year to date result

- (i) Have been presented in accordance with requirements of Regulation 33 of the SEBI (Listing Obligations and Disclosure Requirements) Regulation, 2015 in this regard; and \
- (ii) Gave a true and fair view of the financial information including other comprehensive income and other financial information for the quarter ended March 31, 2018 as well as the year to date result for the period from April 1, 2017 to March 31, 2018.

PLACE: KANPUR.
DATED: 11/07/2018

For P. D. Agrawal & Co.
Chartered Accountants

FRN : 001049C



(CA Tarun Gupta)

Partner

M. No. 077468