

Ref no.- KTSL/2026-2027/10

To

The General Manager, Listing Department, BSE Limited, 1 <sup>st</sup> Floor, New Trading Wing, Rotunda Building, P.J. Towers, Dalal Street Fort, Mumbai-400001	The Manager, Listing Department, National Stock Exchange of India Ltd, Exchange Plaza, Bandra Kurla Complex, Bandra (East), Mumbai – 400051
<b>Scrip Code: 519602</b>	<b>Scrip Code: KELLTONTEC</b>

**Sub: Outcome of the Board Meeting**

**Dear Sir/Madam,**

The Board of Directors of the Company at its meeting held today, i.e., May 30, 2026, which commenced at 05:00 P.M. (IST) and concluded at 06:30 P. M. (IST) , has *inter-alia* considered and approved the following businesses:

1. The **Audited Financial Results (Consolidated and Standalone)** of the Company for the quarter and Financial Year ended **March 31, 2026**.
2. The **Audit Report (Consolidated and Standalone)** dated **May 30, 2026**, issued by the Statutory Auditors of the Company for the quarter and Financial Year ended **March 31, 2026**.

Further, in pursuance of the provisions of the **SEBI (Prohibition of Insider Trading) Regulations, 2015** (the "PIT Regulations"), as amended, and in accordance with circular nos. **NSE/CML/2019/11** issued by the National Stock Exchange of India Limited and **LIST/COMP/01/2019-20** issued by BSE Limited, both dated **April 02, 2019**, please note that the **Trading Window** for dealing in the securities of the Company by the **Designated Persons and their Immediate Relatives** Which is already closed from April **01, 2026** pursuant to our Intimation dated March 31, 2026 (Ref no.- KTSL/2025-2026/083), and shall re-open **48 hours after the announcement of the Audited Financial Results** of the Company for the Quarter and **Financial year ended March 31, 2025**.

This information is also made available at the website of the Company at [www.kellton.com](http://www.kellton.com)

Thanking You,  
Yours faithfully,

*For Kellton Tech Solutions Limited*

**Rahul Jain**  
**Company Secretary and Compliance Officer**  
**ICSI M. No: ACS62949**

**Date: May 30, 2026**

**Place: Hyderabad**

**Independent Auditor's Report on Consolidated Annual Financial Results of the Company Pursuant to Regulation 33 of the SEBI (Listing Obligations and Disclosure Requirements) Regulations, 2015 as amended**

To  
The Board of Directors  
**KELLTON TECH SOLUTIONS LIMITED**

We have audited the accompanying Consolidated Ind AS Financial Results of **KELLTON TECH SOLUTIONS LIMITED** (" the Company") for the Quarter and year ended March 31, 2026, being submitted by the Company pursuant to the requirement of Regulation 33 of the SEBI (Listing Obligations and Disclosure Requirements) Regulations, 2015 as amended :

In our opinion and to the best of our information and according to the explanations given to us these financial results :

- (i) are presented in accordance with the requirements of Regulation 33 of the SEBI (Listing Obligations and Disclosure Requirements) Regulations, 2015 as modified by Circular No. CIR/CFD/FAC/62/2016 dated July 5, 2016 in this regard, and
- (ii) give a true and fair view of the Net Profit (including Other Comprehensive Income) for the quarter and also year ended March 31, 2026 and other financial information in conformity with the accounting principles generally accepted in India including Ind AS specified under Section 133 of the Act for the year ended March 31, 2026.

**Basis for Opinion :**

We conducted our audit in accordance with the Standards on Auditing (SAs) specified under section 143(10) of the Companies Act, 2013. Our responsibilities under those Standards are further described in the 'Auditor's Responsibilities for the Audit of the Standalone Ind AS Financial Statements' section of our report. We are independent of the Company in accordance with the Code of Ethics issued by the Institute of Chartered Accountants of India together with the ethical requirements that are relevant to our audit of the Consolidated Ind AS financial statements under the provisions of the Companies Act, 2013 and the Rules thereunder, and we have fulfilled our other ethical responsibilities in accordance with these requirements and the Code of Ethics. We believe that the audit evidence we have obtained is sufficient and appropriate to provide a basis for our opinion.

**Management's Responsibilities for the Consolidated Ind AS Financial Results :**

These statements have been prepared on the basis of the Consolidated Ind AS Financial Results. The Company's Board of Directors are responsible for the preparation of these Consolidated Ind AS financial statements that give a true and fair view of the Net Profit and Other Comprehensive Income for the quarter and also year ended March 31, 2026 and other financial information in accordance with the accounting principles generally accepted in India, including the Indian Accounting Standards (Ind AS) prescribed under section 133 of the Act read with relevant rules issued thereunder and in compliance with Regulation 33 of the Listing Regulations.



This responsibility also includes maintenance of adequate accounting records in accordance with the provisions of the Act for safeguarding the assets of the Company and for preventing and detecting frauds and other irregularities ; selection and application of appropriate accounting policies ; making judgments and estimates that are reasonable and prudent ; and design, implementation and maintenance of adequate internal financial controls, that were operating effectively for ensuring the accuracy and completeness of the accounting records, relevant to the preparation and presentation of the Consolidated Ind AS financial statements that give a true and fair view and are free from material misstatement, whether due to fraud or error.

In preparing the consolidated Ind AS financial statements, management is responsible for assessing the Company's ability to continue as a going concern, disclosing, as applicable, matters related to going concern and using the going concern basis of accounting unless management either intends to liquidate the Company or to cease operations, or has no realistic alternative but to do so. Those Board of Directors are also responsible for overseeing the company's financial reporting process.

#### **Auditor's Responsibility for the Audit of the Consolidated Ind AS Financial Statements :**

Our objectives are to obtain reasonable assurance about whether the Consolidated Ind AS financial statements as a whole are free from material misstatement, whether due to fraud or error, and to issue an auditor's report that includes our opinion. Reasonable assurance is a high level of assurance, but is not a guarantee that an audit conducted in accordance with SAs will always detect a material misstatement when it exists. Misstatements can arise from fraud or error and are considered material if, individually or in the aggregate, they could reasonably be expected to influence the economic decisions of the users taken on the basis of these financial statements.

As part of an audit in accordance with SAs, we exercise professional judgement and maintain professional scepticism throughout the audit. We also :

- Identify and assess the risks of material misstatement of the financial statements, whether due to fraud or error, design and perform audit procedures responsive to those risks, and obtain audit evidence that is sufficient and appropriate to provide a basis for our opinion. The risk of not detecting a material misstatement resulting from fraud is higher than for one resulting from error, as fraud may involve collusion, forgery, intentional omissions, misrepresentations, or the override of internal control.
- Obtain an understanding of internal control relevant to the audit in order to design audit procedures that are appropriate in the circumstances. Under Section 143(3)(i) of the Act, we are also responsible for expressing our opinion on whether the company has internal financial controls with reference to financial statements in place and the operating effectiveness of such controls.
- Evaluate the appropriateness of accounting policies used and the reasonableness of accounting estimates and related disclosures made by the Board of Directors.
- Conclude on the appropriateness of the Board of Directors' use of the going concern basis of accounting and, based on the audit evidence, whether a material uncertainty exists related to events or conditions that may cast significant doubt on the Company's ability to continue as a going concern. If we conclude that a material uncertainty exists, we are required to draw attention in our auditors' report to the related disclosures in the financial statements or, if such disclosures are inadequate, to modify our opinion.



Our conclusions are based on the audit evidence obtained up to the date of our auditors' report. However, future events or conditions may cause the Company to cease to continue as a going concern.

- Evaluate the overall presentation, structure and content of the financial statements, including the disclosures, and whether the financial results represent the underlying transactions and events in a manner that achieves fair presentation.

We communicate with those charged with governance regarding, among other matters, the planned scope and timing of the audit and significant audit findings, including any significant deficiencies in internal control that we identify during our audit.

We also provide those charged with governance with a statement that we have complied with relevant ethical requirements regarding independence, and to communicate with them all relationships and other matters that may reasonably be thought to bear on our independence, and where applicable, related safeguards.

**Other Matters :**

- a) The Statement Include the results of the entities as given in the Annexure-1 to this report.
- b) The accompanying Statement includes the interim financial results and other financial information of five subsidiaries. We did not audit these interim financial results and other financial information of these five subsidiaries whose interim financial results reflect total Assets of Rs. 66,159.78 Lakhs as at March 31, 2026, Total Revenue of Rs. 25,867.89 Lakhs and Rs. 1,00,776.65 Lakhs, Total Net Profit after Tax of Rs. 1,506.00 Lakhs and Rs. 7,680.46 Lakhs, Total Comprehensive Income of Rs. 1,224.61 Lakhs and Rs. 7,882.91 Lakhs, for the quarter ended March 31, 2026 and for the year from April 1, 2025 to March 31, 2026, respectively, as considered in the consolidated audited financial results. This interim financial result has been audited by other auditor / certified by the management as on 31<sup>st</sup> December, 2025 and unaudited figures from January, 2026 to March, 2026, whose report / certification has been furnished to us by the management and our conclusions on the statement, in so far as it relates to the amounts and disclosures in respect of these subsidiaries is based solely on report of the other auditor / management certification and procedures performed by us stated above.
- c) The audited consolidated financial statements include the results for the quarter ended March 31, 2026, being the balancing figures between the audited figures in respect of the full financial year and the published unaudited year to date figures upto the 3<sup>rd</sup> quarter of the current financial year which were subject to limited review by us and another auditor.

Our Conclusion on the Statement is not modified in respect of the above matters.

For **ANANT RAO & MALLIK**

Chartered Accountants

Firm Regn. No. : 006266S



V. ANANT RAO

Partner

Membership No. 022644

Date : 30-05-2026


UDIN : 26022644DUCJSL7848



**Annexure - I to The Independent Auditor's Review Report on the Quarterly and Year to Date Audited Consolidated Financial Results**

**Audited Consolidated Financial results for Quarter and the year ended 31-03-2026 include results of the following entities :**

Sl.No	Name of the Entity	Status
1	Kellton Dbydx Software Private Limited	Wholly Owned Subsidiary
2	Kellton Tech Inc	Wholly Owned Subsidiary
3	Kellton Tech Solutions Inc	Wholly Owned Subsidiary
4	Kellton Tech EU Limited*	Wholly Owned Subsidiary
5	Kumori Technologies Services Pvt Ltd	Subsidiary
6	Evantage Solutions Inc	Step Down Subsidiary (Wholly owned subsidiary of Kellton Tech Inc)
7	Vivos Professionals LLC	Step Down Subsidiary (Wholly owned subsidiary of Kellton Tech Inc)
8	Prosoft Technology Group Inc	Step Down Subsidiary (Wholly owned subsidiary of Kellton Tech Solutions Inc)
9	Intellipeople Inc	Step Down Subsidiary (Wholly owned subsidiary of Kellton Tech Solutions Inc)
10	Kellton Tech (UK) Limited	Step Down Subsidiary (Wholly owned subsidiary of Kellton Tech Limited)
11	Lenmar Consulting Inc	Step Down Subsidiary (Wholly owned subsidiary of Kellton Tech Solutions Inc)
12	SID Computer Group Inc	Step Down Subsidiary (Wholly owned subsidiary of Kellton Tech Solutions Inc)
13	Talent Parents Inc	Step Down Subsidiary (Wholly owned subsidiary of Kellton Tech Solutions Inc)
14	Planet Pro Inc	Step Down Subsidiary (wholly owned subsidiary of Kellton Tech Inc)
15	Planet Pro Canada Inc	Step Down Subsidiary (wholly owned subsidiary of Kellton Tech EU Limited)



16	Planet Pro Asia Pte Limited	Step Down Subsidiary (wholly owned subsidiary of Kellton Tech EU Limited)
17	Kellton Europe SP Z O O	Step Down Subsidiary (wholly owned subsidiary of Kellton Tech EU Limited)


Kellton Tech Limited, a wholly-owned subsidiary of the Company, has merged into Kellton Tech EU Limited, effective January 1, 2026. Consequent to the merger, Kellton Tech EU Limited has assumed all assets, liabilities, and contractual obligations of Kellton Tech Limited, which stands dissolved.



**Statement of Audited Consolidated Profit and Loss for the quarter and Year ended  
March 31<sup>st</sup>, 2026**

(All figures in lakh except EPS)

Particulars	Quarter Ended			Year Ended	
	31/03/2026 (Audited)	31/12/2025 (Unaudited)	31/03/2025 (Audited)	31/03/2026 (Audited)	31/03/2025 (Audited)
<b>I. Revenue from Operations</b>	31,389.22	30,788.70	28,633.28	1,21,694.38	1,09,782.12
<b>II. Other Income</b>	567.99	86.74	96.44	841.46	206.98
<b>III. Total Revenue (I+II)</b>	<b>31,957.21</b>	<b>30,875.44</b>	<b>28,729.72</b>	<b>1,22,535.84</b>	<b>1,09,989.10</b>
<b>IV. Expenses</b>					
(a) Cost of Materials consumed	200.32	-	9.37	965.22	9.37
(b) Purchase of Stock-in-trade	-	-	-	-	-
(c) Changes in inventories or finished goods, work in progress and Stock- in- trade	-	-	-	-	-
(d) Employee benefits Expense	14,920.93	14,075.99	12,970.39	55,791.30	51,653.63
(e) Finance cost	577.31	552.73	549.66	2,116.05	2,026.80
(f) Depreciation and Amortization Expense	392.90	382.62	418.34	1,544.63	1,693.99
(g) Other Expenses	13,767.74	12,831.82	12,728.62	51,388.45	45,354.96
<b>Total Expenses</b>	<b>29,859.20</b>	<b>27,843.16</b>	<b>26,676.38</b>	<b>1,11,805.65</b>	<b>1,00,738.75</b>
<b>V. Profit/(Loss) before exceptional and extraordinary items and Tax (III-IV)</b>	<b>2,098.01</b>	<b>3,032.28</b>	<b>2,053.34</b>	<b>10,730.19</b>	<b>9,250.35</b>
<b>VI. Exceptional Items</b>	-	-	-	3.59	(0.46)
<b>VII. Profit/(Loss) before extraordinary items and tax (V-VI)</b>	<b>2,098.01</b>	<b>3,032.28</b>	<b>2,053.34</b>	<b>10,733.78</b>	<b>9,249.89</b>
<b>VIII. Extraordinary Items</b>	-	-	-	-	-
<b>IX. Net Profit/(Loss) before tax (VII-VIII)</b>	<b>2,098.01</b>	<b>3,032.28</b>	<b>2,053.34</b>	<b>10,733.78</b>	<b>9,249.89</b>
<b>X. Tax expense</b>					
1. Current Tax	131.04	501.61	135.38	1,552.74	1,292.69
2. Deferred Tax	15.42	5.00	(11.82)	30.42	3.18
3. Earlier Year Tax	-	(15.77)	10.20	(15.77)	(18.36)
<b>XI. Net Profit/(Loss) for the period from continuing operations (IX-X)</b>	<b>1,951.55</b>	<b>2,541.44</b>	<b>1,919.58</b>	<b>9,166.39</b>	<b>7,972.38</b>
<b>XII. Net Profit/(Loss) for the period from discontinuing operations before tax</b>	-	-	-	-	-
<b>XIII. Tax expense from discontinuing operations</b>	-	-	-	-	-
<b>XIV. Net profit / (Loss) for the period from discontinuing operations after tax (XII-XIII)</b>	-	-	-	-	-
<b>XV. Net Profit/(Loss) for the period (XI+XIV)</b>	<b>1,951.55</b>	<b>2,541.44</b>	<b>1,919.58</b>	<b>9,166.39</b>	<b>7,972.38</b>
<b>Other Comprehensive Income</b>					
A (i) Items that will not be reclassified to profit or loss	194.68	-	13.32	194.68	13.32
(ii) Income tax relating to items that will not be reclassified to profit or loss	56.65	-	3.88	56.65	3.88
B (i) Items that will be reclassified to profit or loss	(281.39)	179.91	(0.68)	202.45	66.52
(ii) Income tax relating to items that will be reclassified to profit or loss	-	-	-	-	-
<b>Total Other Comprehensive Income</b>	<b>(30.06)</b>	<b>179.91</b>	<b>16.52</b>	<b>453.78</b>	<b>83.72</b>
<b>Total comprehensive income for the period (Comprising Profit (Loss) and Other Comprehensive Income for the period)</b>	<b>1,921.49</b>	<b>2,721.35</b>	<b>1,936.10</b>	<b>9,620.17</b>	<b>8,056.10</b>
<b>XVI. Earnings Per Equity Share (Before Extra-Ordinary Items) (of Rs. 1 each) (Not annualized)</b>					
(a) Basic	0.34	0.50	0.38	1.79	1.64
(b) Diluted	0.34	0.50	0.37	1.79	1.63
<b>XVII. Earnings Per Equity Share (After Extra-Ordinary Items) (of Rs. 1 each) (Not annualized)</b>					



**Kellton Tech Solutions Ltd., CIN: L72200TG1993PLC016819**

Regd. Office: Plot No. 1367, Road No. 45, Jubilee Hills, Hyderabad-500033, Telangana, India  
Tel: +91-40-44333000 Email: info@kellton.com Website: www.kellton.com

Plot No. 404-405, 6th Floor, iLABS Centre, Udyog Vihar, Phase III, Gurugram-122016, Haryana, India Tel: +91-124-4698900

(a) Basic	0.34	0.50	0.38	1.79	1.64
(b) Diluted	0.34	0.50	0.37	1.79	1.63
Paid up equity share capital (Face Value of Rs. 1 each).	5,314.05	5,278.05	4,875.70	5,314.05	4,875.70
Reserve excluding Revaluation reserves as per balance sheet of previous accounting year.	-	-	-	75,411.54	48,654.13

## 1. Segment Information

Sr.No	Particulars	Quarter Ended			Year Ended	
		31/03/2026 (Audited)	31/12/2025 (Unaudited)	31/03/2025 (Audited)	31/03/2026 (Audited)	31/03/2025 (Audited)
1.	Segment Revenue					
	Digital Transformation	26,077.20	25,540.35	23,616.87	1,00,996.69	90,477.64
	Enterprise Solutions	4,359.42	4,299.28	3,998.58	16,950.81	15,305.89
	Consulting	952.60	949.07	1,017.83	3,746.88	3,998.59
	<b>Total</b>	<b>31,389.22</b>	<b>30,788.70</b>	<b>28,633.28</b>	<b>1,21,694.38</b>	<b>1,09,782.12</b>
2.	Less: Intersegment revenue					
3.	Net Sales /Income from operations	31,389.22	30,788.70	28,633.28	1,21,694.38	1,09,782.12
4.	Segment results profit / (loss) before tax, interest and depreciation					
	Digital Transformation	7,327.88	8,301.95	7,102.53	32,349.50	28,569.26
	Enterprise Solutions	900.34	1,020.57	856.69	3,983.49	3,408.87
	Consulting	99.43	114.18	193.36	454.66	824.84
5.	<b>Total</b>	<b>8,327.65</b>	<b>9,436.70</b>	<b>8,152.58</b>	<b>36,787.65</b>	<b>32,802.97</b>
	Less: Un allocable Expenses	6,220.32	5,938.43	5,646.01	24,782.87	21,732.80
6.	Finance Cost	577.31	552.73	549.67	2,116.05	2,026.80
7.	Un allocable Income	567.99	86.74	96.44	845.05	206.52
8.	Exceptional Items	-	-	-	-	-
9.	<b>Total Profit Before Tax</b>	<b>2,098.01</b>	<b>3,032.28</b>	<b>2,053.34</b>	<b>10,733.78</b>	<b>9,249.89</b>

### Notes:

1. The Statutory Auditors of the Company have conducted an audit of the financial results for the quarter and year ended March 31, 2026 pursuant to the requirement of Regulation 33 of the SEBI (Listing Obligation and Disclosure Requirements) Regulation 2015 and have given an unqualified opinion in their report These financial results have been reviewed and recommended by the Audit Committee and thereafter approved by Board of Directors at their respective meetings held on May 30, 2026.

2. \*Assets and liabilities used in the company's business are not identified to any of the reportable segment as these are used interchangeably between segments. The management believes that it is not practicable to provide segment disclosures related to total assets and liabilities since meaningful segregation of the available data is onerous.

3. During the quarter ended March 31, 2026, the Company allotted 36,00,000 equity shares upon conversion of share warrants. Accordingly, the paid-up equity share capital of the Company increased from ₹527,804,670 to ₹531,404,670 However, listing approval for these shares is currently pending from the stock exchanges.



**Kellton Tech Solutions Ltd.,** CIN: L72200TG1993PLC016819

**Regd. Office:** Plot No. 1367, Road No. 45, Jubilee Hills, Hyderabad-500033, Telangana, India

Tel: +91-40-44333000 Email: info@kellton.com Website: www.kellton.com

Plot No. 404-405, 6th Floor, iLABS Centre, Udyog Vihar, Phase III, Gurugram-122016, Haryana, India Tel: +91-124-4698900

4. Figures of the corresponding previous periods are regrouped and reclassified wherever considered necessary to correspond with current period's presentation.

5. The figures of the quarter ended March 31, 2026 are the balancing figures between audited figures in respect of the full financial year up to March 31, 2026 and the unaudited published year-to-date figures up to December 31, 2025, being the date of the end of the third quarter of the financial year. The published year to date results up to December 31, 2025 were subject to limited review.

Place: Hyderabad  
Date: 30.05.2026



For Kellton Tech Solutions Limited

  
Niranjana Chintam  
Chairman  
DIN: 01658591

**Kellton Tech Solutions Limited**  
**Consolidated Statement of Assets and Liabilities**

S.No	Particulars	Rs. in Lacs	Rs. in Lacs
		31.03.2026	31.03.2025
		Audited	Audited
1	<b>ASSETS</b>		
	<b>Non-current assets</b>		
	Property, Plant and Equipment	765.57	952.55
	Capital work-in-progress	16,456.39	3,197.01
	Right to use assets	1,156.68	547.81
	Goodwill	5,999.56	1,150.32
	Other Intangible assets	3,690.88	3,676.29
	Financial Assets		
	(i) Others	177.09	166.89
	Other non-current assets	1,049.14	941.91
	<b>Total Non-Current Assets</b>	<b>29,295.31</b>	<b>10,632.78</b>
2	<b>Current assets</b>		
	Inventories	8.95	594.05
	Financial Assets		
	(i) Trade receivables	39,322.55	32,595.48
	(ii) Cash and cash equivalents	3,741.61	2753.03
	Others financial assets	33,987.32	26,935.83
	Current Tax Assets (Net)	1,246.86	636.80
	Other current assets	5,292.45	4,754.36
	<b>Total Current Assets</b>	<b>83,599.74</b>	<b>68,269.55</b>
	<b>Total Assets</b>	<b>1,12,895.05</b>	<b>78,902.33</b>
	<b>EQUITY AND LIABILITIES</b>		
	Equity Share capital	5,314.05	4,875.70
	Other Equity	75,411.54	48,654.13
	<b>Total Equity</b>	<b>80,725.59</b>	<b>53,529.83</b>



<b>LIABILITIES</b>				
<b>1</b>	<b>Non-current liabilities</b>			
	Financial Liabilities			
	(i)	Borrowings	2,424.69	5,190.71
	(ii)	Lease Liabilities	1,237.50	610.09
	(iii)	Other financial liabilities	1,816.86	37.51
		Provisions	775.12	730.18
		Deferred Tax Liabilities	139.08	127.58
		<b>Total Non-Current Liabilities</b>	<b>6,393.25</b>	<b>6,696.07</b>
<b>2</b>	<b>Current liabilities</b>			
	Financial Liabilities			
	(i)	Borrowings	15,438.02	10,503.51
	(ii)	Trade payables	2,799.14	2,209.00
	(iii)	Other financial liabilities	3,974.94	2,039.74
		Other current liabilities	681.74	941.71
		Provisions	2,882.37	2,982.47
		<b>Total Current Liabilities</b>	<b>25,776.21</b>	<b>18,676.43</b>
		<b>Total Equity and Liabilities</b>	<b>1,12,895.05</b>	<b>78,902.33</b>

Place: Hyderabad  
Date: 30.05.2026

For Kellton Tech Solutions Limited



  
**Niranjana Chintam**  
**Chairman**  
**DIN: 01658591**

**KELLTON TECH SOLUTIONS LIMITED**  
**AUDITED CONSOLIDATED STATEMENT OF CASHFLOW**

(Amount in Lakhs)

	For the Year ended	
	March 31'2026	March 31'2025
<b>Cash flow from Operating Activities</b>		
Profit for the Period	10,733.77	9,249.89
Adjustments for :		
Depreciation and amortization expense	1,544.63	1,693.99
Expense on employee stock based compensation	89.48	20.59
Allowance for doubtful debt	-	1.34
Bad Debts	38.51	165.00
Finance costs	2,116.05	2,026.80
Foreign currency translation	202.45	66.52
Profit/(Loss) on disposal of property, plant and equipment	3.59	(0.46)
<b>Changes in operating assets and liabilities</b>		
Trade receivables	(6,765.58)	(5,875.95)
Other assets	(7,121.92)	(6,264.45)
Trade payables	590.14	391.22
Other liabilities	(259.97)	(225.30)
Provisions	(55.15)	740.58
<b>Net cash provided by operating activities before taxes</b>	<b>1,116.00</b>	<b>1,989.77</b>
Income taxes paid	(2,165.95)	(1,403.90)
<b>Net cash provided by operating activities</b>	<b>(1,049.95)</b>	<b>585.87</b>
<b>Cash flow from investing activities</b>		
Purchase of property, plant and equipment	(1,984.69)	(1,082.28)
Capital work in progress	(13,259.38)	(1,381.99)
Goodwill and capital reserve	(4,484.04)	76.54
Earnout payments-(net)	2,935.04	(65.49)
<b>Net cash (used in)or provided by investing activities</b>	<b>(16,793.07)</b>	<b>(2,453.22)</b>
<b>Cash flow from financing activities</b>		
Proceeds from Issue of share capital	10,942.74	30.39
Finance costs paid	(2,116.05)	(2,026.80)
Change in loans and borrowings	2,948.00	3,041.16
Changes in Reserves	6,429.50	1,102.00
Repaymet of Lease Liabilities	627.41	(296.07)
<b>Net cash used in financing activities</b>	<b>18,831.60</b>	<b>1,850.68</b>
<b>Net increase in cash and cash equivalents</b>	<b>988.58</b>	<b>(16.67)</b>
Cash and cash equivalents including bank balances other than cash and cash equivalent at the beginning of the period	2,753.03	2,769.70
<b>Cash and cash equivalents including bank balances other than cash and cash equivalent at the end of the period</b>	<b>3,741.61</b>	<b>2,753.03</b>

Place : Hyderabad  
Date : 30-05-2026

For Kellton Tech Solutions Limited

Niranjan Chintam  
Chairman  
DIN: 01658591



**Independent Auditor's Report on Standalone Annual Financial Results of the Company Pursuant to Regulation 33 of the SEBI (Listing Obligations and Disclosure Requirements) Regulations, 2015 as amended**

To  
The Board of Directors  
**KELLTON TECH SOLUTIONS LIMITED**

We have audited the accompanying Standalone Ind AS Financial Results of **KELLTON TECH SOLUTIONS LIMITED** (" the Company") for the Quarter and Year ended March 31, 2026, being submitted by the Company pursuant to the requirement of Regulation 33 of the SEBI (Listing Obligations and Disclosure Requirements) Regulations, 2015 as amended :

In our opinion and to the best of our information and according to the explanations given to us these financial results :

- (i) are presented in accordance with the requirements of Regulation 33 of the SEBI (Listing Obligations and Disclosure Requirements) Regulations, 2015 as modified by Circular No. CIR/CFD/FAC/62/2016 dated July 5, 2016 in this regard, and
- (ii) give a true and fair view of the Net Profit (including other comprehensive income) and other financial information in conformity with the accounting principles generally accepted in India including Ind AS specified under Section 133 of the Act for the quarter ended March 31, 2026 and for the year ended March 31, 2026.

**Basis for Opinion :**

We conducted our audit in accordance with the Standards on Auditing (SAs) specified under section 143(10) of the Companies Act, 2013. Our responsibilities under those Standards are further described in the 'Auditor's Responsibilities for the Audit of the Standalone Ind AS Financial Statements' section of our report. We are independent of the Company in accordance with the Code of Ethics issued by the Institute of Chartered Accountants of India together with the ethical requirements that are relevant to our audit of the Standalone Ind AS financial statements under the provisions of the Companies Act, 2013 and the Rules thereunder, and we have fulfilled our other ethical responsibilities in accordance with these requirements and the Code of Ethics. We believe that the audit evidence we have obtained is sufficient and appropriate to provide a basis for our opinion.

**Management's Responsibilities for the Standalone Ind AS Financial Results :**

These statements have been prepared on the basis of the Standalone Ind AS Financial Results. The Company's Board of Directors are responsible for the preparation of these Standalone Ind AS financial statements that give a true and fair view of the Net Profit (including other comprehensive income) for the quarter and year ended March 31, 2026 and other financial information in accordance with the accounting principles generally accepted in India, including the Indian Accounting Standards (Ind AS)



prescribed under section 133 of the Act read with relevant rules issued thereunder and in compliance with Regulation 33 of the Listing Regulations.

This responsibility also includes maintenance of adequate accounting records in accordance with the provisions of the Act for safeguarding the assets of the Company and for preventing and detecting frauds and other irregularities ; selection and application of appropriate accounting policies ; making judgments and estimates that are reasonable and prudent ; and design, implementation and maintenance of adequate internal financial controls, that were operating effectively for ensuring the accuracy and completeness of the accounting records, relevant to the preparation and presentation of the standalone Ind AS financial statements that give a true and fair view and are free from material misstatement, whether due to fraud or error.


In preparing the standalone Ind AS financial statements, management is responsible for assessing the Company's ability to continue as a going concern, disclosing, as applicable, matters related to going concern and using the going concern basis of accounting unless management either intends to liquidate the Company or to cease operations, or has no realistic alternative but to do so. Those Board of Directors are also responsible for overseeing the company's financial reporting process.

#### **Auditor's Responsibility for the Audit of the Standalone Ind AS Financial Statements:**

Our objectives are to obtain reasonable assurance about whether the Standalone Ind AS financial statements as a whole are free from material misstatement, whether due to fraud or error, and to issue an auditor's report that includes our opinion. Reasonable assurance is a high level of assurance, but is not a guarantee that an audit conducted in accordance with SAs will always detect a material misstatement when it exists. Misstatements can arise from fraud or error and are considered material if, individually or in the aggregate, they could reasonably be expected to influence the economic decisions of the users taken on the basis of these financial statements.

As part of an audit in accordance with SAs, we exercise professional judgement and maintain professional scepticism throughout the audit. We also :

- Identify and assess the risks of material misstatement of the financial statements, whether due to fraud or error, design and perform audit procedures responsive to those risks, and obtain audit evidence that is sufficient and appropriate to provide a basis for our opinion. The risk of not detecting a material misstatement resulting from fraud is higher than for one resulting from error, as fraud may involve collusion, forgery, intentional omissions, misrepresentations, or the override of internal control.
- Obtain an understanding of internal control relevant to the audit in order to design audit procedures that are appropriate in the circumstances. Under Section 143(3)(i) of the Act, we are also responsible for expressing our opinion on whether the company has internal financial controls with reference to financial statements in place and the operating effectiveness of such controls.
- Evaluate the appropriateness of accounting policies used and the reasonableness of accounting estimates and related disclosures made by the Board of Directors.
- Conclude on the appropriateness of the Board of Directors' use of the going concern basis of accounting and, based on the audit evidence, whether a material uncertainty exists related to events or conditions that may cast significant doubt on the Company's ability to continue as a



going concern. If we conclude that a material uncertainty exists, we are required to draw attention in our auditors' report to the related disclosures in the financial statements or, if such disclosures are inadequate, to modify our opinion.

Our conclusions are based on the audit evidence obtained up to the date of our auditors' report. However, future events or conditions may cause the Company to cease to continue as a going concern.

- Evaluate the overall presentation, structure and content of the financial statements, including the disclosures, and whether the financial results represent the underlying transactions and events in a manner that achieves fair presentation.

We communicate with those charged with governance regarding, among other matters, the planned scope and timing of the audit and significant audit findings, including any significant deficiencies in internal control that we identify during our audit.

We also provide those charged with governance with a statement that we have complied with relevant ethical requirements regarding independence, and to communicate with them all relationships and other matters that may reasonably be thought to bear on our independence, and where applicable, related safeguards.

**Other Matters :**

The audited standalone financial statements include the results for the quarter ended March 31, 2026, being the balancing figures between the audited figures in respect of the full financial year and the published unaudited year to date figures upto the 3<sup>rd</sup> quarter of the current financial year which were subject to limited review by us.

For ANANT RAO & MALLIK  
Chartered Accountants  
Firm Regn. No. 006266S



V. ANANT RAO

Partner

Membership No. 022644

Date : 30-05-2026


UDIN : 26022644BYOCAG6980



**Statement of Audited Standalone Profit and Loss for the quarter and Year ended  
March 31<sup>st</sup> 2026**

(All figures in lakh except EPS)

Particulars	Quarter Ended			Year Ended	
	31/03/2026 (Audited)	31/12/2025 (Unaudited)	31/03/2025 (Audited)	31/03/2026 (Audited)	31/03/2025 (Audited)
<b>I. Revenue from Operations</b>	5,539.10	4,989.02	4,583.87	20,942.44	18,893.22
<b>II. Other Income</b>	550.23	86.51	100.75	816.75	179.61
<b>III. Total Revenue (I+II)</b>	<b>6,089.33</b>	<b>5,075.53</b>	<b>4,684.62</b>	<b>21,759.19</b>	<b>19,072.83</b>
<b>IV. Expenses</b>					
(a) Cost of Materials consumed	200.32	-	9.37	965.22	9.37
(b) Purchase of Stock-in-trade	-	-	-	-	-
(c) Changes in inventories or finished goods, work in progress and Stock-in-trade	-	-	-	-	-
(d) Employee benefits Expense	3,817.89	3,513.20	2,959.15	13,979.47	12,725.68
(e) Finance cost	308.82	277.51	228.41	1,018.97	888.22
(f) Depreciation and Amortization Expense	186.22	187.39	195.30	744.44	774.11
(g) Other Expenses	782.60	664.66	751.99	2,971.60	2,861.56
<b>Total Expenses</b>	<b>5,295.85</b>	<b>4,642.76</b>	<b>4,144.22</b>	<b>19,679.70</b>	<b>17,258.94</b>
<b>V. Profit/(Loss) before exceptional and extraordinary items and Tax (III-IV)</b>	<b>793.48</b>	<b>432.77</b>	<b>540.40</b>	<b>2,079.49</b>	<b>1,813.89</b>
<b>VI. Exceptional Items</b>	-	-	-	3.59	(0.46)
<b>VII. Profit/(Loss) before extraordinary items and tax (V-VI)</b>	<b>793.48</b>	<b>432.77</b>	<b>540.40</b>	<b>2,083.08</b>	<b>1,813.43</b>
<b>VIII. Extraordinary Items</b>	-	-	-	-	-
<b>IX. Net Profit/(Loss) before tax (VII-VIII)</b>	<b>793.48</b>	<b>432.77</b>	<b>540.40</b>	<b>2,083.08</b>	<b>1,813.43</b>
<b>X. Tax expense</b>					
1. Current Tax	356.60	85.00	270.36	606.60	525.36
2. Deferred Tax	-8.69	5.00	(50.60)	6.31	(35.60)
3. Earlier year Tax	-	(15.77)	-	-15.77	(28.56)
<b>XI. Net Profit/(Loss) for the period from continuing operations (IX-X)</b>	<b>445.57</b>	<b>358.54</b>	<b>320.64</b>	<b>1,485.94</b>	<b>1,352.23</b>
<b>XII. Net Profit/(Loss) for the period from discontinuing operations before tax</b>	-	-	-	-	-
<b>XIII. Tax expense from discontinuing operations</b>	-	-	-	-	-
<b>XIV. Net profit/(Loss) for the period from discontinuing operations after tax (XII-XIII)</b>	-	-	-	-	-
<b>XV. Net Profit/(Loss) for the period (XI+XIV)</b>	<b>445.57</b>	<b>358.54</b>	<b>320.64</b>	<b>1,485.94</b>	<b>1,352.23</b>
<b>Other Comprehensive Income</b>					
A (i) Items that will not be reclassified to profit or loss	194.68	-	13.32	194.68	13.32
(ii) Income tax relating to items that will not be reclassified to profit or loss	56.65	-	3.88	56.65	3.88
B (i) Items that will be reclassified to profit or loss	-	-	-	-	-
(ii) Income tax relating to items that will be reclassified to profit or loss	-	-	-	-	-
<b>Total Other Comprehensive Income</b>	<b>251.33</b>	-	<b>17.20</b>	<b>251.33</b>	<b>17.20</b>
<b>XVI. Total Comprehensive Income/(Loss) after taxes, minority interest and share of profit/(loss) of associates</b>	<b>696.90</b>	<b>358.54</b>	<b>337.84</b>	<b>1,737.27</b>	<b>1,369.43</b>



**Kellton Tech Solutions Ltd., CIN: L72200TG1993PLC016819**

**Regd. Office:** Plot No. 1367, Road No. 45, Jubilee Hills, Hyderabad-500033, Telangana, India

Tel: +91-40-44333000 Email: info@kellton.com Website: www.kellton.com

Plot No. 404-405, 6th Floor, iLABS Centre, Udyog Vihar, Phase III, Gurugram-122016, Haryana, India Tel: +91-124-4698900

<b>XVII. Earnings Per Equity Share (Before Extra-Ordinary Items) (of Rs.1 each) (not annualized)</b>					
(a) Basic	0.08	0.07	0.07	0.29	0.28
(b) Diluted	0.08	0.07	0.06	0.29	0.28
<b>XVIII. Earnings Per Equity Share (After Extra-Ordinary Items) (of Rs.1 each) (not annualized)</b>					
(a) Basic	0.08	0.07	0.07	0.29	0.28
(b) Diluted	0.08	0.07	0.06	0.29	0.28
Paid up equity share capital (Face Value of Rs. 1 each).	5,314.05	5,278.05	4,875.70	5,314.05	4,875.70
Total Reserves	-	-	-	25,195.75	12,864.62

**Notes:**

1. The Statutory Auditors of the Company have audited the financial results for the quarter and year ended March 31<sup>st</sup> 2026 pursuant to the requirement of Regulation 33 of the SEBI (Listing Obligation and Disclosure Requirements) Regulation 2015 and have given an unqualified opinion in their report. These financial results have been reviewed and recommended by the Audit Committee and thereafter approved by Board of Directors at their respective meetings held on May 30th, 2026.
2. The figures of the quarter ended March 31, 2026 are the balancing figures between audited figures in respect of the full financial year up to March 31, 2026 and the unaudited published year to date figures up to December 31, 2025, being the date of the end of the third quarter of the financial year. The published year to date results up to December 31, 2025 were subject to limited review.
3. During the quarter ended March 31, 2026, the Company allotted 36,00,000 equity shares upon conversion of share warrants. Accordingly, the paid-up equity share capital of the Company increased from ₹527,804,670 to ₹531,404,670, However, listing approval for these shares is currently pending from the stock exchanges.
4. The Company does not have multiple segments for Standalone financials.
5. Figures of the corresponding previous periods are regrouped and reclassified wherever considered necessary to correspond with current period's presentation.

Place: Hyderabad  
Date: 30.05.2026



For **Kellton Tech Solutions Limited**

  
**Niranjana Chintam**  
Chairman  
DIN: 01658591

**Kellton Tech Solutions Limited**  
**Standalone Statement of Assets and Liabilities**

S.No	Particulars	Rs. in Lacs	Rs. in Lacs
		31.03.2026	31.03.2025
		Audited	Audited
1	<b>ASSETS</b>		
	<b>Non-current assets</b>		
	Property, Plant and Equipment	722.02	937.87
	Capital work-in-progress	3,517.47	3,197.01
	Right to use Assets	963.29	249.05
	Goodwill	962.50	962.50
	Financial Assets		
	(i) Investments	22,907.77	8,692.18
	(ii) Others	124.79	136.68
	Deferred tax assets (net)	309.89	259.55
	Other non-current assets	107.71	98.83
	<b>Total Non-Current Assets</b>	<b>29,615.44</b>	<b>14,533.67</b>
2	<b>Current assets</b>		
	Inventories	8.95	594.05
	Financial Assets		
	(i) Trade receivables	7,771.87	7,786.33
	(ii) Cash and cash equivalents	849.28	805.32
	Others financial assets	7,846.97	6,431.38
	Current Tax Assets (Net)	14.54	-
	Other current assets	628.22	615.73
	<b>Total Current Assets</b>	<b>17,119.83</b>	<b>16,232.81</b>
	<b>Total Assets</b>	<b>46,735.27</b>	<b>30,766.48</b>
	<b>EQUITY AND LIABILITIES</b>		
	Equity Share capital	5,314.05	4,875.70
	Other Equity	25,195.75	12,864.62
	<b>Total Equity</b>	<b>30,509.80</b>	<b>17,740.32</b>



**Kellton Tech Solutions Ltd.,** CIN: L72200TG1993PLC016819

**Regd. Office:** Plot No. 1367, Road No. 45, Jubilee Hills, Hyderabad-500033, Telangana, India

Tel: +91-40-44333000 Email: info@kellton.com Website: www.kellton.com

Plot No. 404-405, 6th Floor, iLABS Centre, Udyog Vihar, Phase III, Gurugram-122016, Haryana, India Tel: +91-124-4698900

		<b>LIABILITIES</b>	
<b>1</b>	<b>Non-current liabilities</b>		
	Financial Liabilities		
	(i) Borrowings	1,906.26	3,709.69
	(ii) Lease Liabilities	1,030.03	300.66
	(iii) Other financial liabilities	1,734.00	-
	Provisions	775.12	730.18
	<b>Total Non-Current Liabilities</b>	<b>5,445.41</b>	<b>4,740.53</b>
<b>2</b>	<b>Current liabilities</b>		
	Financial Liabilities		
	(i) Borrowings	5,707.34	4,016.93
	(ii) Trade payables	707.52	1,224.33
	(iii) Other financial liabilities	2,773.77	1,071.97
	Other current liabilities	410.58	716.53
	Provisions	1,180.85	1,252.99
	Current Tax Liabilities (Net)	-	2.88
	<b>Total Current Liabilities</b>	<b>10,780.06</b>	<b>8,285.63</b>
	<b>Total Equity and Liabilities</b>	<b>46,735.27</b>	<b>30,766.48</b>

Place: Hyderabad  
Date: 30.05.2026



For **Kellton Tech Solutions Limited**

  
**Niranjana Chintam**  
**Chairman**  
**DIN: 01658591**

**KELLTON TECH SOLUTIONS LIMITED**  
**AUDITED STANDALONE STATEMENT OF CASH FLOW**

(Amount in Lakhs)

	For the Year ended	
	March 31'2026	March 31'2025
<b>Cash flow from Operating Activities</b>		
Profit for the Period	2,083.06	1,813.43
Adjustments for :		
Depreciation and amortization expense	744.44	774.11
Expense on employee stock based compensation	96.10	19.74
Allowance for doubtful debt	-	1.34
Bad Debts	11.18	5.90
Finance costs	1,018.97	888.22
Profit/(Loss) on disposal of property, plant and equipment	3.59	(0.46)
<b>Changes in operating assets and liabilities</b>		
Trade receivables	3.29	(1,853.06)
Other assets	(846.59)	(2,696.83)
Trade payables	(516.81)	959.52
Other liabilities	(362.59)	(18.70)
Provisions	224.13	125.35
<b>Net cash provided by operating activities before taxes</b>	<b>2,458.77</b>	<b>18.56</b>
Income taxes paid	608.28	79.10
<b>Net cash provided by operating activities</b>	<b>1,850.49</b>	<b>(60.54)</b>
<b>Cash flow from investing activities</b>		
Purchase of property, plant and equipment	(144.13)	(92.39)
Capital work in progress	(320.46)	(1,381.99)
Investment in subsidiaries	(14,215.59)	-
Earnout payments-(net)	2,889.69	-
<b>Net cash (used in)or provided by investing activities</b>	<b>(11,790.49)</b>	<b>(1,474.38)</b>
<b>Cash flow from financing activities</b>		
Proceeds from Issue of share capital	10,942.75	30.39
Finance costs paid	(1,018.97)	(888.22)
Change in loans and borrowings	433.09	2,873.36
Repayment of Lease liabilities	(372.91)	(391.21)
<b>Net cash used in financing activities</b>	<b>9,983.96</b>	<b>1,624.32</b>
<b>Net increase in cash and cash equivalents</b>	<b>43.96</b>	<b>89.40</b>
Cash and cash equivalents including bank balances other than cash and cash equivalent at the beginning of the period	805.32	715.92
<b>Cash and cash equivalents including bank balances other than cash and cash equivalent at the end of the period</b>	<b>849.28</b>	<b>805.32</b>

Place : Hyderabad  
Date : 30-05-2026

For Kellton Tech Solutions Limited

Niranjan Chintam  
Chairman  
DIN: 01658591



**Kellton Tech Solutions Ltd., CIN: L72200TG1993PLC016819**

**Regd. Office:** Plot No. 1367, Road No. 45, Jubilee Hills, Hyderabad-500033, Telangana, India

Tel: +91-40-44333000 Email: info@kellton.com Website: www.kellton.com

Plot No. 404-405, 6th Floor, iLABS Centre, Udyog Vihar, Phase III, Gurugram-122016, Haryana, India Tel: +91-124-4698900