



BANKA BIOLOO LIMITED

Registered Office: A-109 Express Apartments, Lakdi ka Pool, Hyderabad - 500004

Corporate Office: 5th floor, Prestige Phoenix, 1405, Uma Nagar, Begumpet, Hyderabad - 500016

+91 8688825013 • info@bankabio.com • www.bankabio.com • CIN: L90001TG2012PLC082811

An ISO 9001-2015-14001-2015-45001-2018 Company

BBL/ SECT/9/2026-27

Date: 26 May 2026

To,
The Listing Department,
National Stock Exchange of India Ltd.,
Exchange Plaza, C-1, Block G,
Bandra Kurla Complex, Bandra (E),
Mumbai- 400 051

NSE Symbol: BANKA

Sub: Investor Presentation on the financial results for the quarter and year ended 31 March 2026

Dear Sir/Madam,

Pursuant to the Securities and Exchange Board of India (Listing Obligations and Disclosure Requirements) Regulations, 2015, please find enclosed herewith the investor presentation on the financial results for the quarter and year ended 31 March 2026.

We request you to kindly take note of the same in your record.

Thank you,

For Banka BioLoo Limited

Vishal Murarka
CEO & Executive Director

Encl: As above



BLUE & BEYOND:
**NAVIGATING THE FUTURE OF
SANITATION, WATER & SUSTAINABILITY**

INVESTOR PRESENTATION
(QUARTER 4, FY 2025-26)

Banka BioLoo Limited

5th floor, Prestige Phoenix,
Begumpet, Hyderabad - 500016

☎ +91 86888 25013

✉ info@bankabio.com / cs@bankabio.com

🌐 www.bankabio.com

Safe Harbour

This presentation and the accompanying slides (the “Presentation”), which have been prepared by [BANKA BIOLOO LIMITED](#) (the “Company”), have been prepared solely for information purposes and do not constitute any offer, recommendation or invitation to purchase or subscribe for any securities, and shall not form the basis or be relied on in connection with any contract or binding commitment whatsoever. No offering of securities of the Company will be made except by means of a statutory offering document containing detailed information about the Company.

This Presentation has been prepared by the Company based on information and data which the Company considers reliable, but the Company makes no representation or warranty, express or implied, whatsoever, and no reliance shall be placed on, the truth, accuracy, completeness, fairness and reasonableness of the contents of this Presentation.

This Presentation may not be all inclusive and may not contain all of the information that you may consider material. Any liability in respect of the contents of, or any omission from, this Presentation is expressly excluded. Presentation contains certain forward-looking statements concerning the Company’s future business prospects and business profitability, which are subject to several risks and uncertainties and the actual results could materially differ from those in such forward-looking statements. The risks and uncertainties relating to these statements include, but are not limited to, risks and uncertainties regarding fluctuations in earnings, our ability to manage growth, competition (both domestic and international), economic growth in India and abroad, ability to attract and retain highly skilled professionals, time and cost over runs on contracts, our ability to manage our international operations, government policies and actions, regulations, interest and other fiscal costs generally prevailing in the economy. The Company does not undertake to make any announcement in case any of these forward-looking statements become materially incorrect in future or update any forward-looking statements made from time to time by or on behalf of the Company.



Index

Problem and Solution

Business Segment Overview

Financial Performance



Problem: The wastewater crisis

Globally, 3 Billion people are experiencing inadequate sanitation and depleting water quality.

Solution: Banka BioLoo

Who We Are

Banka BioLoo Limited (BBL) is a social-impact company delivering innovation in water, sanitation, and hygiene (WaSH) through research, design, partnerships, and education.

What We Do

- **Bio-digester technology** for clean, sustainable sanitation
- **Railways O&M** — end-to-end services for Indian Railways
- **FootLoo** — foot-operated, low-water flush system
- **FSTPs & STPs** — packaged sewage and Geobag-based faecal sludge plants
- **Compostica** — bio-based, fully compostable biopolymer

Our Impact

We address socio-economic inequalities and improve quality of life for marginalized communities — promoting inclusivity and well-being through every project we deliver.

Business Focus Areas:

1. **Banka** Railways
2. **Banka** WaSH (Water, Sanitation & Hygiene)

Name: **Banka BioLoo Limited**

Established: **2012-13**

Headquarters: **Hyderabad, India**

Mission: To touch the lives of **10 million+ people** globally by creating innovative and sustainable solutions for the future.


Vision: Save and improve lives by providing sustainable water and sanitation solutions to one and all.

At a Glance

- Bio Toilets: **25,000+ units**
- Railways O&M: **25,000+ systems daily**
- Treated **>12 MLD** of fecal sludge
- Treated **>4 BLD** of used water
- **650+** employees on roll
- Presence across **7 Indian Railways zones** and **26 states**



Business Segment Overview



Banka Bio is building portfolio in WaSH & sustainability...

Banka Rail

- AMOC (annual maintenance & operation contracts) – bio toilets
- “+” - POH (periodic overhauling) – periodic stripping of wagons, and bogie upgradation
- QWS (quick watering system)
- “+” - Supply of engineering products for coach upgradation
- “+” - Furnishing, carpentry, plumbing & passenger amenity works (UGM)
- “+” - Packaged water & wastewater systems.

Banka WaSH

- EPC in Urban water & wastewater
 - Recycle and reuse
- “+” – OpEx/BOOT in Urban water & wastewater
 - 08 project under operation
- Bio-toilets (DRDO partnership) for on-site treatment of black water.
- Faecal Septage Treatment (FSTP)




...delivered through various business model

- Engineering, Procurement & Construction (EPC)
- Annual Operation & Maintenance (O&M)
- “+” - Design, Built, Operate & Transfer (BOOT)
- Hybrid Annuity Model (HAM)

“+” : New Initiative



Partial Client List



Financial Overview



12-M order book stands to INR 82 crs, total unexecuted order book is INR 107 crs

Banka WaSH Order:

- **Q4 FY25-26 new orders:** ~₹16 cr, with a robust pipeline under negotiation. 12-M total WaSH order booking ~56 crs.
- **WaSH order book (YTD):** ~₹69 cr unexecuted.

Notable Contract Wins

- Expanded into **Bangalore and Mumbai** with projects from **Brigade, Reliance and RMZ**.
- Multiple residential and commercial wins from **Grade-A developers in Hyderabad**.

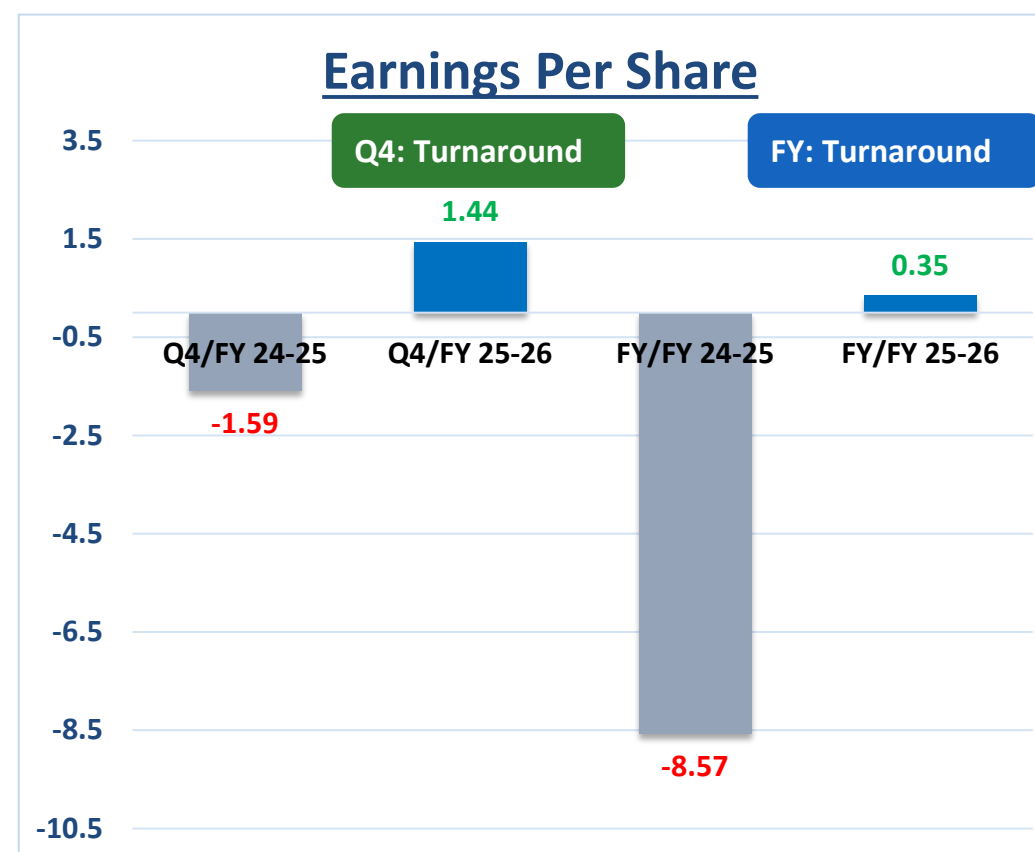
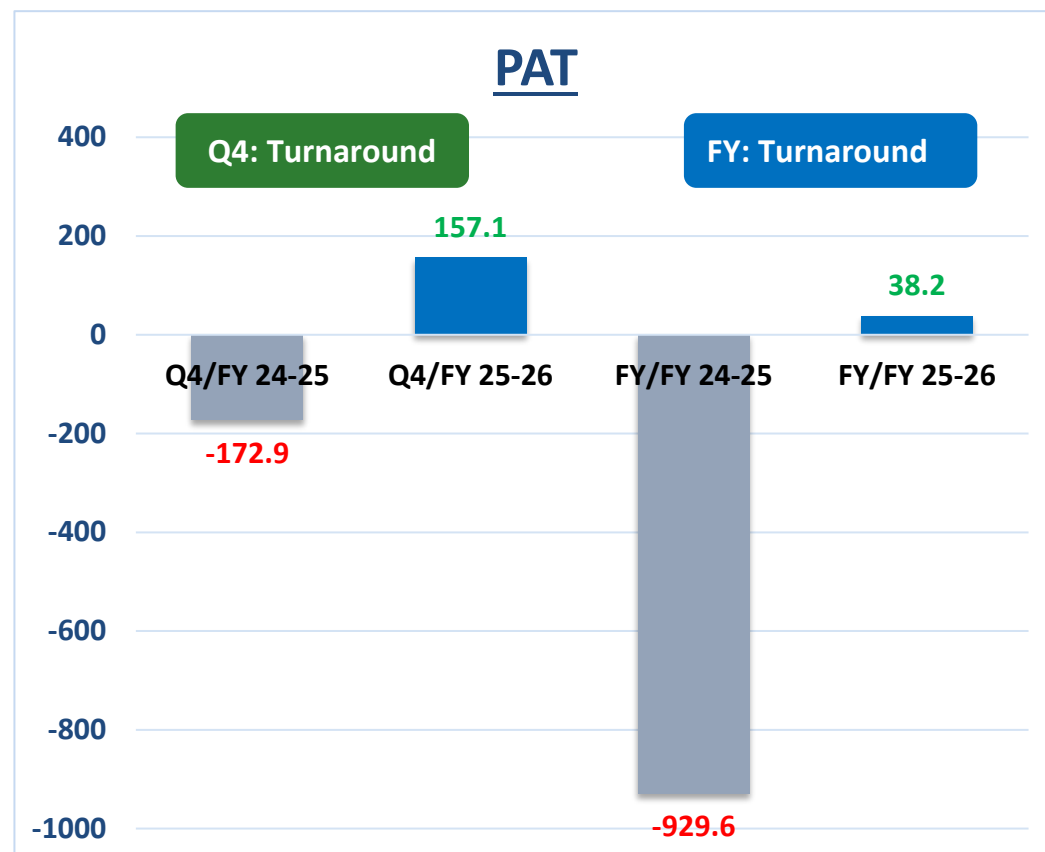
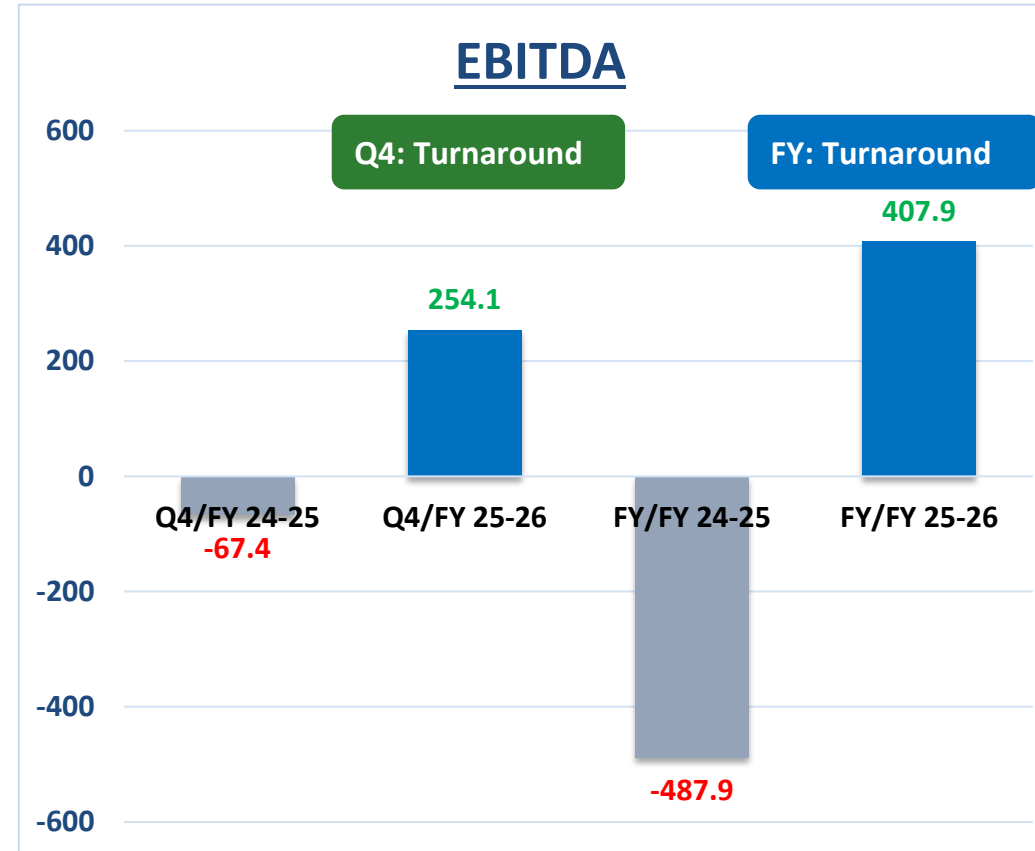
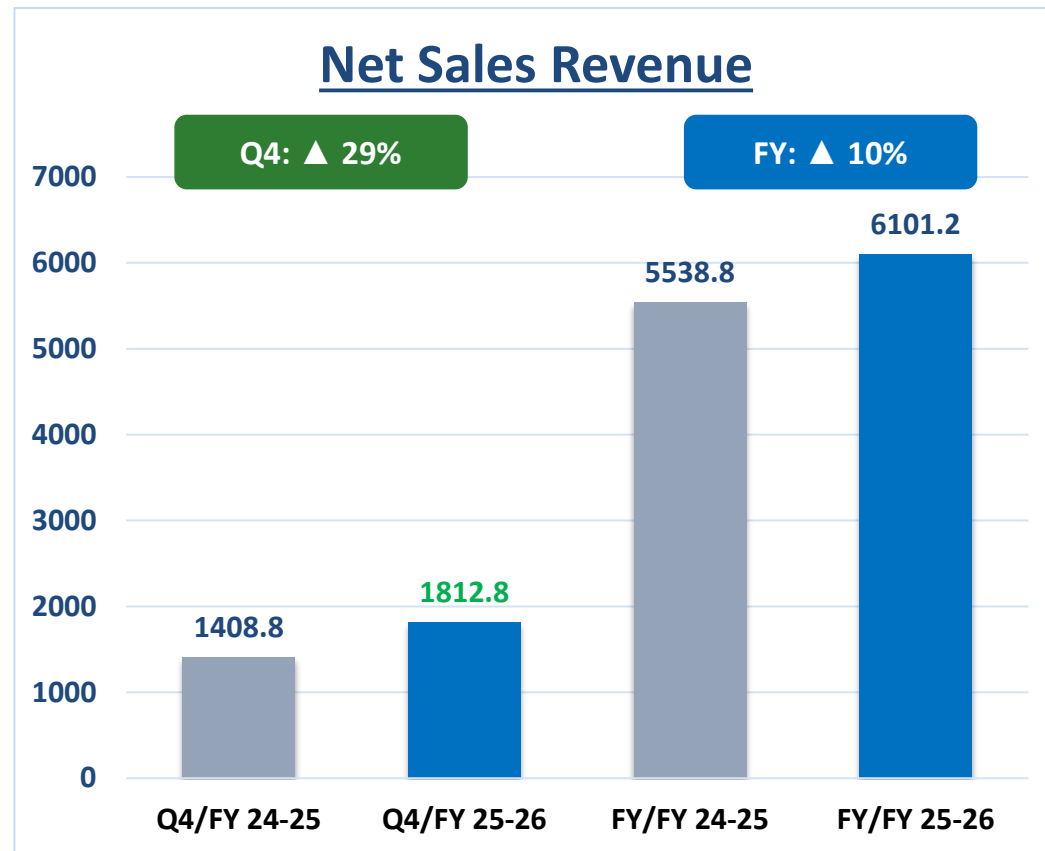
Banka Railways Order:

- No new orders was received in **Q4 FY 25-26**, the 12-M Railways order booking **~26 crs**.
- Totalling unexecuted orders for the Railways business stands at ~ 38 crs as YTD.



Financial highlight of Q4-FY25-26 : Standalone

(Figures in Lakhs & EPS in INR)



• Order Book & Sales Revenue

Healthy order intake during FY sets up a stronger pipeline going forward.

Q4 Gross Sales up **29% YoY**; full-year up **10% YoY**, led by stronger bookings in across segments.

• Profitability Turnaround

EBITDA swung to ₹**254 L** (Q4) and ₹**408 L** (FY) from losses a year ago, driven by cost optimization and higher WaSH execution.

PAT turned positive at ₹**157 L** (Q4) and ₹**38 L** (FY); EPS recovered to ₹**1.44** in Q4.

• Execution Lead

Railways on track; WaSH segment saw multiple project completions in Q4.

• Summary

Top-line growth + bottom-line turnaround mark a decisive recovery in FY25-26.

FY26 was inflection – revenue scaling, margins recovering, path to profitability for the next FY.



Financial highlight of Q4 FY25-26 : Standalone P&L A/c

| Particulars | Q4 / FY25-26 | Q4 / FY24-25 | Var % | FY/ FY25-26 | FY/ FY24-25 | Var. (%) |
|---|----------------|----------------|--------------|----------------|----------------|--------------|
| Revenue from Operations (net) | 1,802.3 | 1,408.4 | 28.0% | 5,975.8 | 5,500.0 | 8.7% |
| <i>Other income</i> | 10.5 | 0.3 | - | 125.4 | 38.8 | 223.2% |
| Total Income | 1,812.8 | 1,408.8 | 28.7% | 6,101.2 | 5,538.9 | 10.2% |
| Expenses | | | | | | |
| - <i>Cost of materials consumed</i> | 566.8 | 543.5 | 4.3% | 1860.4 | 1,578.6 | 17.9% |
| - <i>Changes in inventories of finished goods & WIP</i> | 24.7 | -124.8 | - | 25.0 | -43.6 | - |
| - <i>Operating Expenses</i> | 211.3 | 203.7 | 3.7% | 658.8 | 554.7 | 18.8% |
| - <i>Employee benefits expense</i> | 616.5 | 762.3 | -19.1% | 2,781.4 | 2,913.6 | -4.5% |
| - <i>Finance costs</i> | 61.7 | 67.9 | -9.1% | 251.6 | 269.5 | -6.6% |
| - <i>Depreciation and amortisation expense</i> | 40.3 | 45.8 | -12.0% | 178.4 | 181.9 | -1.9% |
| - <i>Other expenses</i> | 109.8 | 84.2 | 30.4% | 338.3 | 303.8 | 11.4% |
| Total Expenses | 1,631.2 | 1,582.5 | 3.1% | 6,093.9 | 5,758.6 | 5.8% |
| EBITDA | 254.1 | -67.4 | - | 407.9 | -487.9 | - |
| Profit/(loss) before tax (PBT) | 152.1 | -181.1 | - | -22.19 | -939.41 | - |
| - (1) <i>Current tax</i> | - | - | - | - | - | - |
| - (2) <i>Taxes for earlier years</i> | - | - | - | - | - | - |
| - (3) <i>Deferred tax</i> | -5.0 | -8.2 | - | -60.4 | -9.8 | - |
| Total Tax Expense | -5.0 | -8.2 | - | -60.4 | -9.8 | - |
| Profit After Tax (PAT) | 157.1 | -172.9 | - | 38.2 | -929.6 | - |
| Basic Earnings per share (in Rs.) | 1.44 | (1.59) | - | 0.35 | (8.57) | - |



Financial highlight of Q4 FY25-26 : Consolidated P&L A/c

| Particulars | Q4 / FY25-26 | Q4 / FY24-25 | Var % | FY/ FY25-26 | FY/ FY24-25 | Var. (%) |
|---|----------------|----------------|--------------|----------------|----------------|--------------|
| Revenue from Operations (net) | 1,767.5 | 1,483.5 | 19.1% | 5,709.2 | 5,417.4 | 5.4% |
| <i>Other income</i> | 13.8 | 1.8 | - | 129.4 | 32.8 | 294.5% |
| Total Income | 1,781.3 | 1,485.3 | 19.9% | 5,838.6 | 5,450.1 | 7.1% |
| Expenses | | | | | | |
| - <i>Cost of materials consumed</i> | 465.3 | 572.2 | -18.7% | 1,377.0 | 1,553.1 | -11.3% |
| - <i>Changes in inventories of finished goods & WIP</i> | 24.7 | (124.8) | - | 25.0 | 42.7 | -41.5% |
| - <i>Operating Expenses</i> | 211.3 | 224.2 | -5.8% | 658.8 | 555.1 | 18.7% |
| - <i>Employee benefits expense</i> | 616.5 | 762.5 | -19.1% | 2,781.4 | 2,914.7 | -4.6% |
| - <i>Finance costs</i> | 92.6 | 102.7 | -9.8% | 368.8 | 376.1 | -1.9% |
| - <i>Depreciation and amortisation expense</i> | 68.9 | 66.5 | 3.6% | 280.1 | 253.1 | 10.7% |
| - <i>Other expenses</i> | 112.3 | 66.2 | 69.6% | 347.4 | 639.1 | -45.6% |
| Total Expenses | 1,591.6 | 1,669.5 | -4.7% | 5,838.5 | 6,333.8 | -7.8% |
| EBITDA | 319.26 | -14.22 | - | 622.49 | -283.19 | - |
| Profit/(loss) before tax (PBT) | 157.8 | (183.4) | - | (26.5) | (912.4) | - |
| - (1) <i>Current tax</i> | - | - | - | - | - | - |
| - (2) <i>Taxes for earlier years</i> | - | (0.6) | - | - | (0.6) | - |
| - (3) <i>Deferred tax</i> | (2.6) | (21.2) | - | (65.8) | (20.9) | - |
| Total Tax Expense | (2.6) | (21.8) | - | (65.8) | (21.5) | - |
| Profit After Tax (PAT) | 160.4 | (161.6) | - | 39.3 | (890.9) | - |
| Basic Earnings per share (in Rs.) | 1.45 | (1.50) | - | 0.32 | (8.21) | - |



Abbreviation List

- ACF – Activated Carbon Filter.
- AMC- Annual Maintenance Contract.
- ECB - External Commercial Borrowings.
- EPC - Engineering, Procurement and Construction.
- ETP – Effluent Treatment Plant.
- FSM R&D - Fecal Sludge Management Research and Development.
- FSTP - Fecal Sludge Treatment Plant.
- GHMC – Greater Hyderabad Municipal Corporation.
- HH – Household
- KL – Kilo Litre
- KLD – Kilo Litre per Day
- LCC - Life Cycle Costing
- MBBR – Moving Bed Bio-reactor
- MBR – Membrane Bio-reactor
- MLSS - Mixed Liquor Suspended Solids
- NGT - National Green Tribunal
- WaSH – Water Sanitation & Hygiene
- NSE - National Stock Exchange.
- O&M – Operation and Maintenance.
- P&ID – Piping and Instrumentation Drawing.
- PA – Per Annum.
- PCB – Pollution Control Board.
- PPP - Public-Private Partnership.
- PSF – Pressure Sand Filter.
- RMBR – Rotating Media Bio-reactor.
- RWA - Resident Welfare Association.
- SBR - Sequencing Batch Reactor.
- STP – Sewage Treatment Plant.
- TTP – Tertiary Treatment Plant.
- UF – Ultra Filtration.
- VFD – Variable Frequency Drive.
- WTP – Water Treatment Plant.
- HAM – Hybrid Annuity Model



Thank You !

Contact Us

- **Website:** www.bankabio.com / Ms. Srilakshmi - cs@bankabio.com
- **Contact:** +91 7780301502 | +91 8688825013
- **Corporate Office:** 5th floor, Prestige Phoenix, Begumpet, Hyderabad – 500016

