

DJ MEDIAPRINT & LOGISTICS LIMITED

(Formerly known as D J Logistic Solutions Private Limited)

Vashi Unit: U. P. Warehouse, Mafco Yard, Plot No. 4 to 9, First Floor, Sector 18, Vashi, Navi Mumbai - 400 703.
Tel : 022-27889341-47, 27890831, 27888010-11, Website : www.djcorp.in, GST No: 27AADCD1937H1ZQ



DJMLCS/BSE398/2025-26

May 21, 2026

To,
The Manager-Listing
The Corporate Relation Department,
Bombay Stock Exchange of India Ltd
Phiroze Jeejeebhoy Towers,
Dalal Street, Mumbai 400 001.
BSE Scrip Code-543193

To,
The Manager-Listing
The Listing Department,
National Stock Exchange of India Ltd
Exchange Plaza, 5th Flr, Plot No C/1
G Block, BKC, Mumbai-400051.
NSE Symbol-DJML

ISIN: INEOB1K01014

Dear Sir/Madam,

Sub: Investors Presentation - Financial & Operational Review for quarter and year Ended March 31, 2026.

Please find enclosed a copy of Investor Presentation on the Financial & Operation Review for quarter and year Ended March 31, 2026.

The Investor Presentation is also being uploaded on the Company's website www.djcorp.in

Request you to kindly take the same on record.

Thanking you,

Yours Sincerely,
For DJ Mediaprint & Logistics Limited



Khushboo Mahesh Laha
Company Secretary & Compliance Officer
M.No.: A53405

Encl: a/a

INVESTOR PRESENTATION

Q4 - FY 25-26



DJML *truly a magic print* [®]
DJ Mediaprint & Logistics Limited
unmatched speed...

DJML AT A GLANCE



DJ Mediaprint & Logistics Limited, is a professionally managed, integrated print, media, and logistics solutions provider. The Company operates a diversified business model, offering end-to-end services under one umbrella, enabling seamless execution across design, printing, data handling, mailing, and logistics. With a strong emphasis on quality, security, and timely delivery, DJML has built long-standing relationships with clients across sectors, positioning itself as a reliable and scalable service partner.

Over the years, the Company has demonstrated consistent growth and strategic evolution. DJ Corporation was started by Mr. Dinesh Kotian in 1999,

RISING BEYOND CONNECTING INDIA

18+
Locations
across India

1000+
Active Business
Clients

4,00,000 SQ.FT+
Warehousing
Space

40,000 SQ.FT+
Office Space

DJ Logistic Solutions Private Limited transitioned into a corporate structure in 2009, expanded its service portfolio, and rebranded as DJ Mediaprint & Logistics Limited in 2017. Strengthening its institutional credibility, DJML was listed on the BSE SME platform in 2020 and successfully migrated to the BSE and NSE Main Board in 2022 — reflecting strong governance and operational excellence.

Backed by advanced technology, integrated infrastructure, a pan-India footprint, and robust data security frameworks, DJML has built long-standing client relationships across sectors. With diversified revenue streams, a resilient supply chain, and a skilled workforce, the Company remains committed to sustainable growth, quality excellence, and long-term value creation.

OUR SOLUTIONS



Content, Design & Creative Solutions



Print to Post Solutions



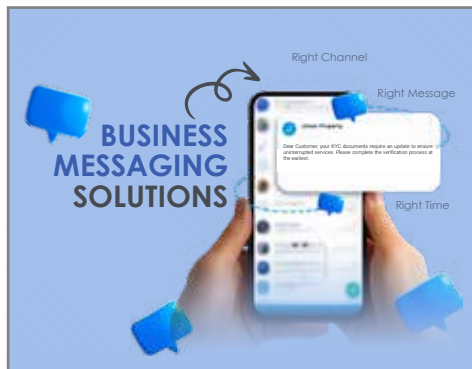
Security Printing Solutions



Advertising & Media Solutions



Logistics & Cargo Services



Business Messaging Solutions



Scanning & Digitization Services



Record Management Services


CONTENT WRITING



At **DJ Mediaprint & Logistics Ltd. (DJML)**, we don't just create content — **WE SHAPE BRAND EXPERIENCES.**


Our approach blends strategic writing with modern design thinking to deliver communication that is crisp, engaging, and purpose-driven. Every project is crafted with a balance of clarity and creativity, ensuring your message stands out in a competitive digital-first world. From impactful business narratives to visually refined layouts, we help brands communicate with confidence, intent, and style.

We create annual reports that communicate performance and strategy with clarity

- Clear and concise business narration covering operations, milestones, and strategic direction
 - Professionally structured MD&A presenting operational and financial insights, opportunities, and risks
 - Engaging Chairman's / Director's Message reflecting leadership vision and future outlook
 - Compliance-oriented content for Corporate Governance, CSR, and BRSR disclosures
 - Seamless integration of content with infographic, charts, and premium design layouts
- 

DESIGN & CREATIVE SOLUTIONS

Designed to communicate
Written to connect



EXPERTISE IN CORPORATE & MARKETING COLLATERALS

MARKETING & PROMOTIONAL MATERIAL

- » Flyers & Leaflets
- » Banners, Standees & Posters
- » Advertisements (Print & Digital)
- » Communication Campaign Creatives
- » Corporate Newsletters

PUBLISHING & CREATIVE ASSIGNMENTS

- » Books & Magazines
- » Coffee Table Books
- » Editorial Content & Journals
- » Corporate Diaries & Calendars

CORPORATE DOCUMENTS

- » Annual Reports
- » Business Profiles & Pitch Decks
- » Brand Communication Material
- » Corporate Catalogue & Product Brochures
- » Corporate Newsletters



PRINT TO **POST** SOLUTIONS

FROM DATA TO DELIVERY SECURE AT EVERY STEP

Our Print-to-Post solutions provide a seamless workflow—from secure data receipt to doorstep delivery—ensuring accuracy, confidentiality, and complete operational visibility for every communication.

**END-TO-END SECURE PRINT,
MAIL & RETURN MANAGEMENT
SOLUTIONS**

Integrated • Secure • Delivered

AUTHORIZED BULK MAILER INDIA POST

We offer end-to-end bulk mailing solutions including Speed Post, First-Class Mail, Bill Mail, Direct Post and more

Complete print & mail execution—from data processing and high-accuracy printing to finishing and dispatch

Secure, encrypted data handling with compliance-driven workflows

Professional pre-mailing and India Post-compliant bulk mailing services

Personalized Variable Data Printing (VDP) for customer-specific communication

Advanced Return Mail Management with scanning, MIS reporting

Secure record storage, address validation, re-dispatch, and tele-calling follow-ups to reduce undelivered cases

**FAST & RELIABLE
MASS MAILING**

- Speed Post
- Postcards

- First Class Mail
- Inland Letters

- Ordinary Post
- Direct Post

- Book Post
- Bill Mail Services



SECURITY PRINTING SOLUTIONS

Risk-Managed • Compliant • Trusted

As an IBA-approved Security Printer, DJ Mediaprint & Logistics Limited (DJML) delivers reliable, compliant, and high-quality security printing solutions for banks, financial institutions, corporates, and government bodies. Our security printing operations are built on strict process control, advanced technology, and regulatory compliance ensuring complete protection of sensitive information at every stage.

OUR OFFERINGS IN THE SECURITY PRINTING SEGMENT INCLUDE:

- Personalized MICR Cheque Books
- Board/ University Certificates
- Policy Bonds
- Dividend Warrants
- Identity Cards
- Stock Certificates
- OMR Admit Card
- OMR Application Form
- OMR (Optical Marking Recognition) Answer Sheet with serial numbering or bar code or litho code
- OMR Registration Form
- OMR Survey/Data Collection Form
- Railway Tickets



NEWSPAPER ADVERTISING SOLUTIONS

DJ Mediaprint & Logistics Limited (DJML) offers comprehensive and result-driven advertising and media solutions designed to enhance brand visibility, credibility, and outreach. Backed by strong media relationships and experienced in-house teams, we deliver integrated campaigns across print, PR, television, and outdoor platforms.



END-TO-END COORDINATION

Complete handling of approvals, scheduling, publication tracking and tear-sheet reporting for transparency and reliability

STATUTORY & CORPORATE ADS

Expertise in tenders, notices, IPO communications, legal ads, AGM/EGM notices and compliance-driven publications



In-house creative, content and compliance services



AD Planning and Media Strategy



Media Buying and Placement



TV campaigns and spot placements



Outdoor media across hoardings and billboards

Our solutions are strategically planned, creatively executed, and nationally deployed — ensuring your message reaches the right audience, at the right time, through the right medium.



WHAT WE DO BEST

IN-HOUSE CREATIVE & COMPLIANCE

Dedicated in-house teams managing creative development and regulatory compliance for consistent, accurate and timely execution.

PRINT ADVERTISING

Complete print advertising solutions for brands, tenders, IPOs, statutory notices and corporate announcements with assured visibility, accuracy, and regulatory compliance

PR & IR SUPPORT

Strategic public and investor relations services including press releases and media coordination to build credibility and stakeholder trust

TELEVISION ADVERTISING

End-to-end TV campaign planning and media buying to achieve maximum reach, frequency and audience impact

DJML ENSURES YOUR BRAND ACHIEVES MAXIMUM VISIBILITY STRATEGICALLY, CREATIVELY AND NATIONWIDE

LOGISTICS & CARGO SERVICES

DELIVERING CARGO DELIVERING CONFIDENCE

With over 15 years of excellence, DJ Mediaprint & Logistics Limited (DJML) stands as one of India's trusted logistics partners, serving corporates, manufacturing industries, retail chains, financial institutions, and government bodies. We combine deep sector experience with advanced technology to deliver seamless, end-to-end logistics solutions across the country.

Our network, fleet diversity, and dedicated operations team ensure that every consignment—whether regular, sensitive, oversized, or project-based—is handled with precision, safety, and uncompromising reliability.



FLEET EQUIPPED FOR ALL CARGO TYPES AND INDUSTRY VERTICALS

Transparent processes, disciplined execution, and customer-first approach

15+ YEARS OF
DOMAIN EXPERTISE
WITH PAN-INDIA
PRESENCE

TECHNOLOGY ENABLED
OPERATIONS WITH
24×7 MONITORING



PROJECT INTEGRATED LOGISTICS

- End-to-end movement from origin to final site location
- Freight management, route planning and risk assessment
- Ideal for plant setups, infrastructure projects, mining & drilling operations
- Single-window service with efficient equipment, MIS support & trained manpower

WAREHOUSING & DISTRIBUTION

- Secure, scalable storage for multi-industry requirements
- Inventory management, consolidation and nationwide distribution
- Technology-enabled tracking and seamless dispatch management

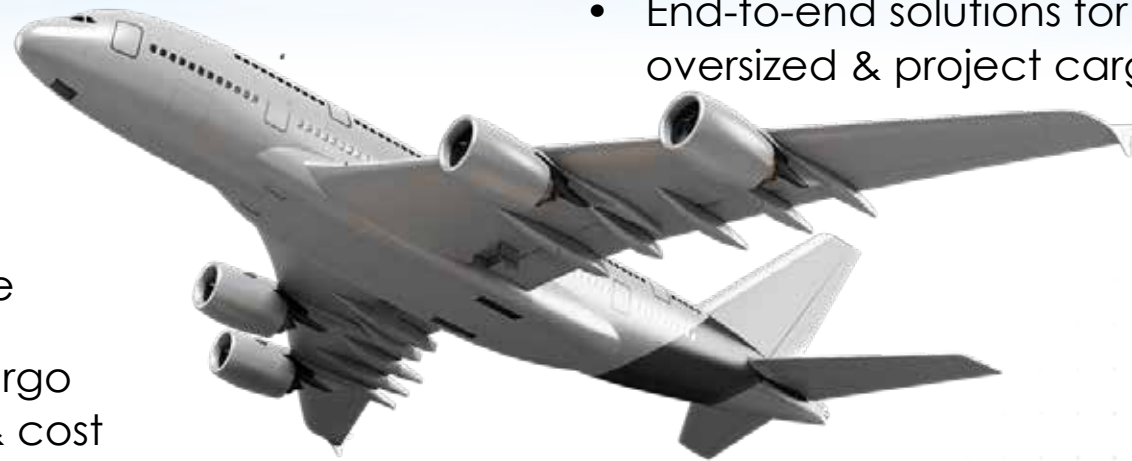


END-TO-END INTERNATIONAL & DOMESTIC COORDINATION

- 24/7 operational control rooms with synchronized associate networks
- Real-time visibility, milestone tracking & transparent communication
- Highly motivated teams ensuring disciplined, customer-centric service
- Optimized oversized cargo logistics ensuring time & cost efficiency

ODC (OVER DIMENSIONAL CONSIGNMENTS)

- Specialists in oversized cargo with end-to-end project logistics
- Expert handling of oversized, heavy & project cargo
- End-to-end solutions for heavy, oversized & project cargo



Customizable templates for various business needs

Secure transactional SMS for OTPs, alerts, reminders & KYC notifications

End-to-end encryption for secure communication

WhatsApp messaging for statements, notices, PDFs, images & confirmations

DJML SERVICE EXCELLENCE

Role-based secure panel for banking, legal & support teams

Efficient, secure and scalable business support solutions

Real-time delivery reports, dashboards & compliance-ready MIS

Email management for formal communications & document-based mailers

Secure contact database with list management & segmentation

SCALE YOUR BUSINESS WITH CONFIDENCE

For brands looking to increase visibility, drive engagement, and reach customers at scale, DJML provides powerful marketing communication tools through SMS, WhatsApp, and Email. Our integrated platform ensures seamless outreach across multiple channels with speed, reliability, and compliance.

Our solutions help businesses amplify campaigns, generate leads, promote offers, and engage customers through high-impact, personalized messaging. With advanced audience segmentation and automated workflows, brands can deliver the right message to the right audience at the right time.

Backed by real-time analytics and detailed performance dashboards, DJML enables data-driven decision-making to optimize campaigns and maximize ROI. From product launches to loyalty programs, we help businesses strengthen customer relationships and drive measurable growth.

CONNECT | ENGAGE | CONVERT | GROW



SCANNING & DIGITIZATION SERVICES



DOCUMENT DIGITIZATION SERVICES

We provide secure, end-to-end scanning and digitization solutions that transform physical records into structured, searchable digital assets. Our process ensures accuracy, confidentiality, and compliance through controlled handling, high-resolution scanning, and systematic indexing. With technology-enabled workflows, we enable quick retrieval, secure storage, and long-term preservation of documents, improving accessibility, and supporting audit and regulatory requirements. Our solutions are designed to help organizations streamline operations, enhance data security, and gain complete control over their records lifecycle.



Our scalable solutions are tailored to meet the unique needs of businesses across various sectors, from healthcare to legal, financial, and government institutions.

Our dedicated team of experts works closely with clients to create customized workflows that optimize operational efficiency and meet specific business objectives. Whether it's batch scanning, document indexing, or metadata tagging, we ensure that every document is properly organized and easily accessible for future use. With our end-to-end solutions, organizations can significantly reduce manual errors, enhance productivity, and unlock valuable insights from their data—

empowering teams to focus on strategic initiatives while ensuring full compliance and security. Let us help you move towards a future-ready organization with our reliable, innovative, and secure digitization services.

RECORD MANAGEMENT SERVICES

END-TO-END SOLUTIONS FROM RECORDS CREATION,
RETENTION, ARCHIVING AND RETRIEVAL...

MORE THAN
4,00,000 +SQ. FT

STORAGE ACROSS INDIA

RMS/DMS SOFTWARE
WITH CLIENT ONLINE ACCESS

With electronic documents
YOU BENEFIT FROM
less paper and
EASIER ACCESS
to information



WHAT WE DO?



DJ Mediaprint & Logistics Ltd. (DJML) provides complete record management solutions covering records creation, retention, archiving, retrieval, and secure destruction

Our goal is to take full responsibility for managing and protecting your records, allowing your team to focus on core business operations.

With over 4,00,000+ sq. ft. of dedicated storage space across multiple locations, our Record Management Centers are equipped with advanced RMS/DMS software, online access, secure logistics, and 24/7 surveillance with fire and safety systems. Records are stored in a highly organized, confidential, and easily retrievable manner, following stringent data security standards.

SEAMLESS & EXPEDITED DELIVERY

RECORD/DOCUMENT MANAGEMENT PROCESS



Collect Documents



Pack in Boxes



Pickup from site



Transport to Record Center



Sort & scan



Convert to PDF format



Process, index files & Store securely online



Return or store physically

Our EXPERTISE



Record
Management
Software



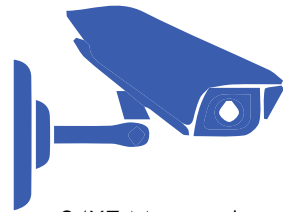
Professionally
Trained
Manpower



Electronic
Surveillance
System



Online Access To
Clients For Rms



24X7 Manned
Security



Restricted Authorized
Access



Seamless &
Expedited
Delivery



Document
Management
Software



Secured
Vehicles



Fire Suppression-
Water Co2, ABC
Powder



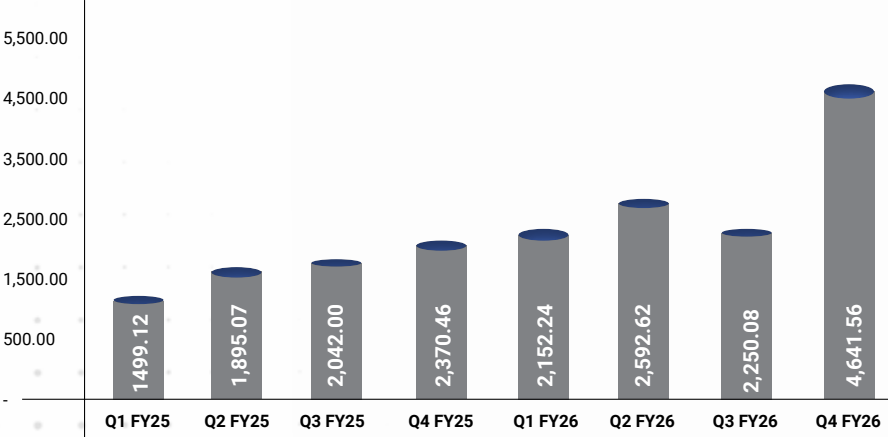
Fire Detection – Vesda,
Smoke Detectors Inside
The Rack



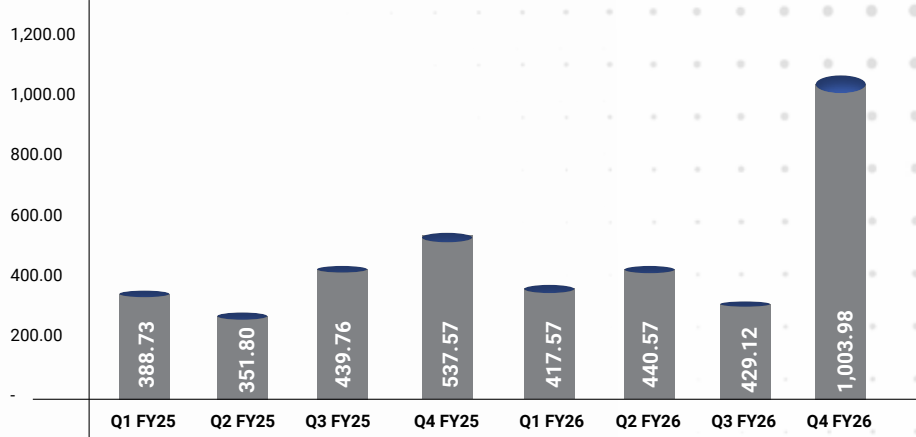
Standards &
Certifications

CONSISTENT IMPROVEMENT IN BUSINESS PERFORMANCE

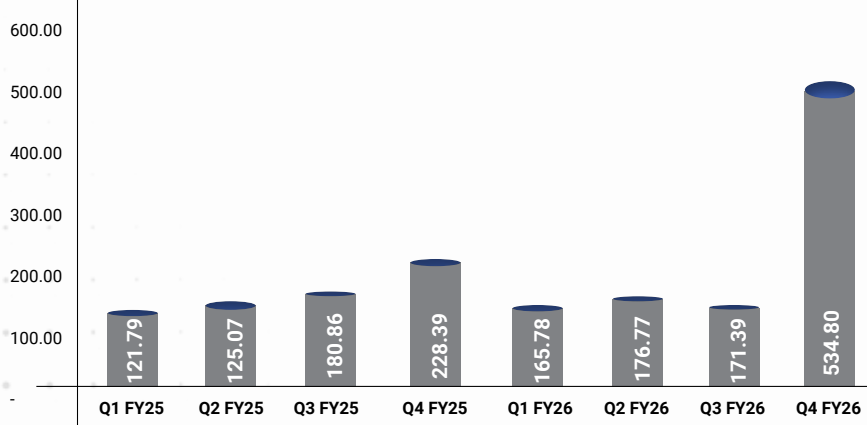
REVENUE TREND (₹ In Lakhs)



EBITDA TREND (₹ In Lakhs)



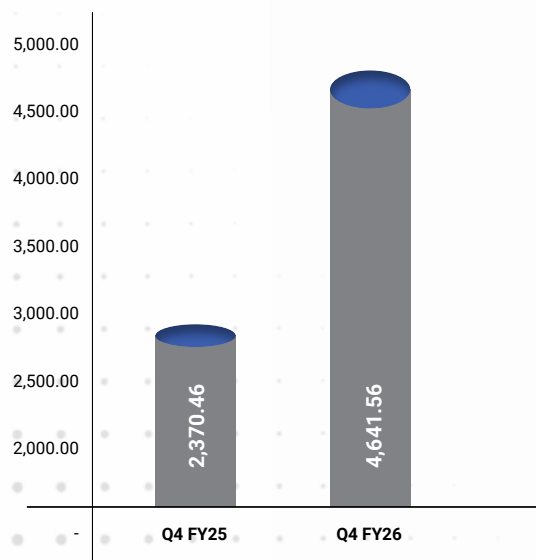
PAT TREND (₹ In Lakhs)



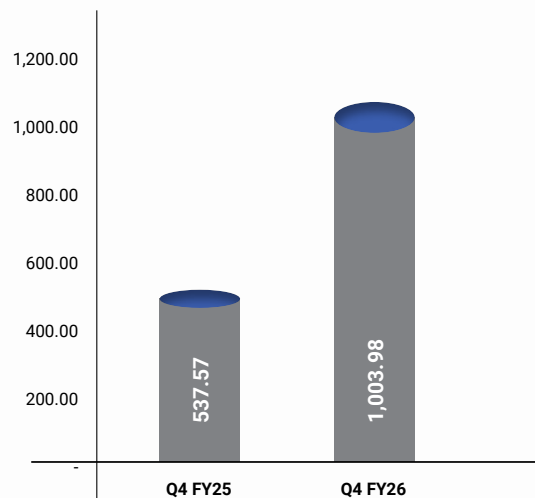
Q4 FY26 STANDALONE PERFORMANCE HIGHLIGHTS

Strengthening Fundamentals, Delivering Results

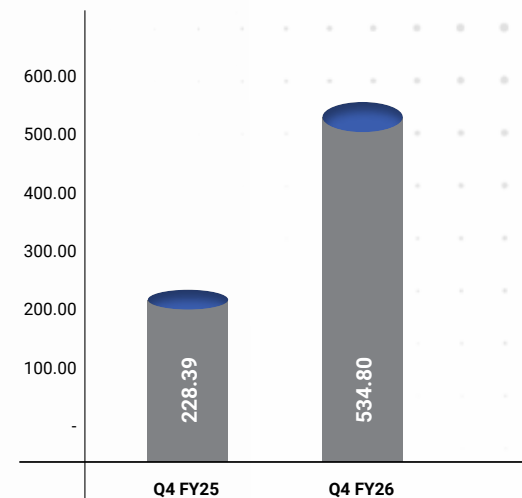
REVENUE (₹ IN LAKHS)



EBITDA (₹ IN LAKHS)

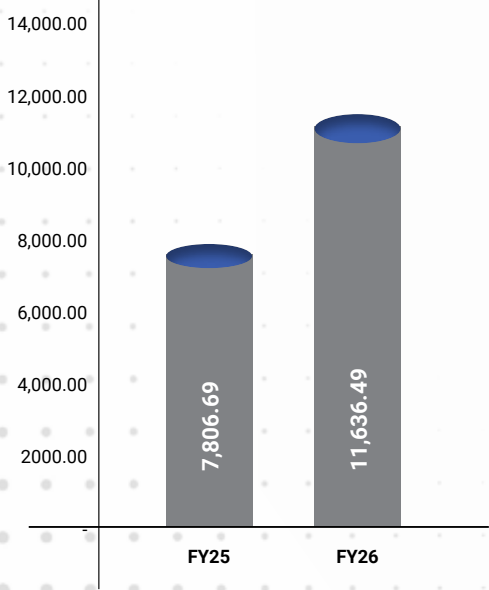


PAT (₹ IN LAKHS)

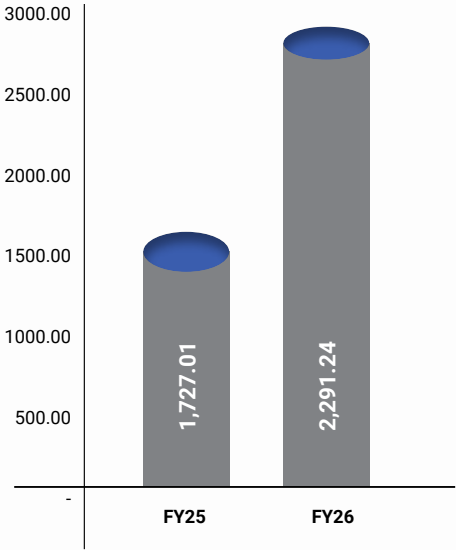


FY26 PERFORMANCE HIGHLIGHTS

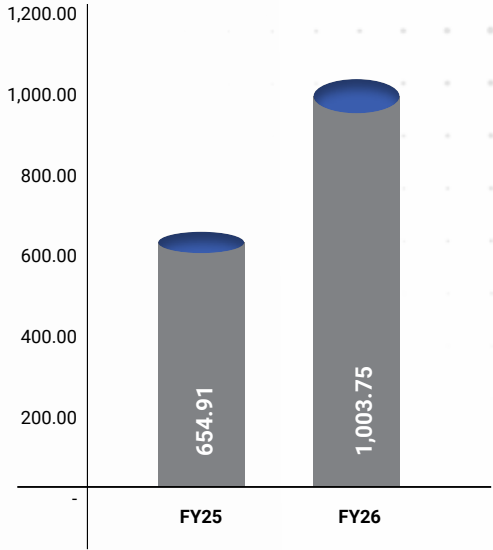
REVENUE (₹ In Lakhs)



EBITDA (₹ In Lakhs)



PAT (₹ In Lakhs)



PROFIT & LOSS STATEMENT (STANDALONE)

Particulars (Rs. Lakhs)	Q4 FY26	Q4 FY25	QoQ	FY26	FY25	YoY
Revenue from Operations	4,641.56	2,370.46		11,636.49	7,806.69	
Other Income	12.74	6.05		28.90	22.44	
Total Income	4,654.30	2,376.51	95.85	11,665.39	7,829.13	49.00
Cost of materials consumed	2,249.46	2,222.75		9,093.06	5,950.70	
Purchase of Stock in Trade	58.18	42.92		326.14	69.58	
Changes in Inventories of Finished Goods, WIP & Stock in Trade	1,146.62	(948.44)		(694.68)	(1,342.87)	
Employee Benefit Expenses	108.33	97.42		413.68	346.94	
Other Administrative Expenses	87.74	424.29		235.95	1,077.78	
EBITDA	1,003.98	537.57	86.76	2,291.24	1,727.01	32.67
Depreciation and Amortization Expense	213.98	175.94		677.65	660.27	
EBIT	790.00	361.63		1,613.59	1,066.75	
Finance Cost	105.87	55.90		291.64	261.83	
Profit before Tax	684.13	305.73		1,321.95	804.92	
Current Tax	172.29	76.95		333.00	202.60	
Deffered Tax	(22.95)	(17.05)		(59.81)	(70.04)	
Short/Excess Tax	-	17.44		45.00	17.44	
Profit After Tax	534.79	228.39	134.16	1,003.75	654.91	53.27
Other Comrehensive Income	(1.11)	(4.48)		-	(0.09)	
Total Comprehensive Income	533.69	223.91		1,003.75	654.82	
PAT Margin (%)	11.50	9.45		8.63	8.39	
Basic EPS (in Rs.)	1.55	0.69		2.92	2.02	
Diluted EPS (in Rs.)	1.63	0.69		3.07	2.02	

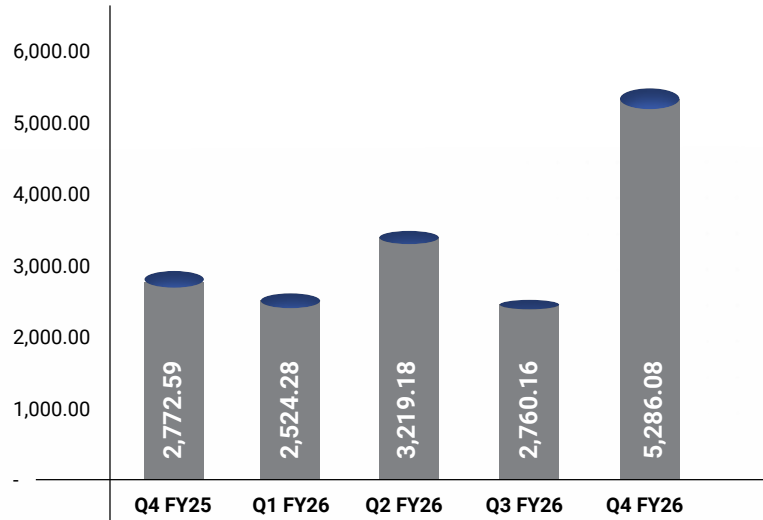
STANDALONE BALANCE SHEET

Assets (Rs. Lakhs)	Mar-26	Mar-25
Non Current assets		
Property, Plant and Equipment	1,705.34	1,764.95
Capital work-in-progress	-	-
Intangible Assets	-	-
Other Intangible Assets	-	-
Intangible Assets under development	-	-
Right Use of Assets	151.34	135.08
Financial Assets		
Investments	789.95	779.70
Loans & Advances	157.85	89.57
Other financial assets	-	-
Deffered Tax Assets	227.68	167.88
Other non-current assets	-	0.19
Total Non Current Assets	3,032.16	2,937.36
Current Assets		
Inventories	2,673.46	1,978.78
Financial Assets		
Investments	-	-
Trade receivables	5,108.62	2,565.66
Cash and cash equivalents	119.85	51.42
Bank balances other than above	-	-
Loans & Advances	-	-
Current Tax Assets (Net)	251.81	433.38
Other current assets	1,099.93	2,137.09
Total Current Assets	9,253.67	7,166.32
Total Assets	12,285.83	10,103.68

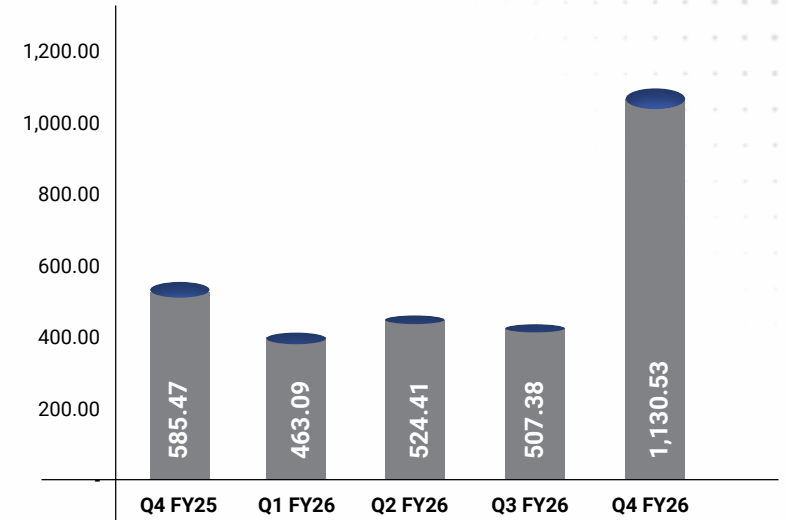
Liabilities (Rs. Lakhs)	Mar-26	Mar-25
Equity		
Equity Share capital	3,437.79	3,248.35
Other Equity	3,681.46	739.40
Non-Controlling Interest	-	-
Share application money pending allotment	1,806.62	2,371.51
Total Equity	8,925.87	6,359.26
Financial liabilities		
Borrowings	1,598.91	346.73
Lease Liabilities	176.95	163.45
Provisions	-	-
Deferred tax liabilities (Net)	-	-
Total Non Current Liabilities	1,775.86	510.19
Financial liabilities		
Borrowings	1,044.40	1,292.57
Lease Liabilities	-	-
Trade Payables	71.68	1,598.17
Other financial liabilities	-	-
Provisions	336.66	208.21
Other current liabilities	63.98	73.83
Current tax liabilities (Net)	67.38	61.46
Total Current Liabilities	1,584.10	3,234.23
Total Equity and Liabilities	12,285.83	10,103.68

Q4 FY26 PERFORMANCE HIGHLIGHTS CONSOLIDATED

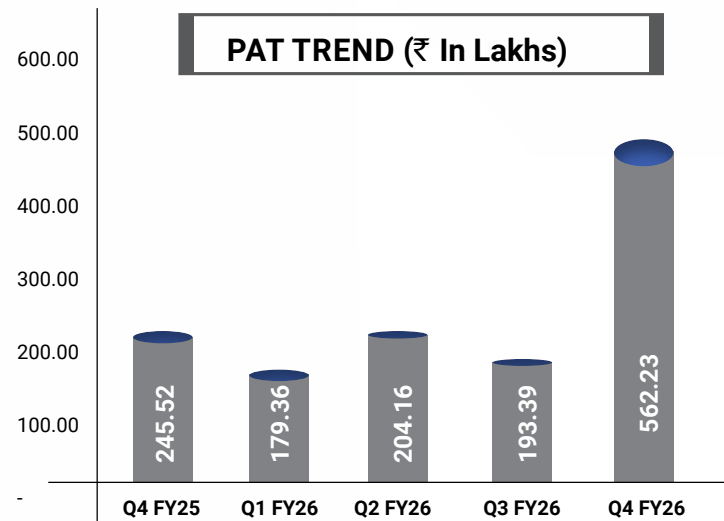
REVENUE TREND (₹ In Lakhs)



EBITDA TREND (₹ In Lakhs)



PAT TREND (₹ In Lakhs)



PROFIT & LOSS STATEMENT (CONSOLIDATED)

Particulars (Rs. Lakhs)	FY 26	FY 25
Revenue from Operations	13,789.48	8,208.82
Other Income	47.37	38.96
Total Income	13,836.85	8,247.78
Cost of materials consumed	9,093.06	6,172.97
Purchase of Stock in Trade	1,739.27	69.58
Changes in Inventories of Finished Goods, WIP & Stock in Trade	(694.68)	(1,342.87)
Employee Benefit Expenses	661.94	396.96
Other Administrative Expenses	411.87	1,176.26
EBITDA	2,625.39	1,774.88
Depreciation and Amortization Expense	775.89	672.83
EBIT	1,849.50	1,102.05
Finance Cost	394.17	274.26
Profit before Tax	1,455.33	827.79
Current Tax	379.61	208.36
Deffered Tax	(59.80)	(70.04)
Short/Excess Tax	45.00	17.44
Profit After Tax	1,090.52	672.03
Other Comrehensive Income	-	(0.09)
Total Comprehensive Income	1,090.52	671.94
PAT Margin (%)	7.91	8.19
Basic EPS (Rs)	3.17	2.07
Diluted EPS (Rs)	3.34	2.07

CONSOLIDATED BALANCE SHEET

Assets (Rs. Lakhs)	Mar-26	Mar-25
Non Current assets		
Property, Plant and Equipment	2,162.46	2,096.23
Capital work-in-progress	-	-
Intangible Assets	-	-
Other Intangible Assets	404.56	404.56
Intangible Assets under development	-	-
Right Use of Assets	164.29	152.74
Financial Assets		
Investments	9.65	9.70
Loans & Advances	164.80	518.19
Other financial assets	-	-
Deffered Tax Assets	227.68	167.88
Other non-current assets	-	0.19
Total Non Current Assets	3,133.44	3,349.48
Current Assets		
Inventories	2,673.46	1,978.78
Financial Assets		
Investments	-	-
Trade receivables	5,239.68	3,043.88
Cash and cash equivalents	123.72	75.87
Bank balances other than above	-	-
Loans & Advances	1,420.63	-
Other financial assets	-	4.33
Current Tax Assets (Net)	282.27	614.61
Other current assets	1,099.93	2,314.61
Total Current Assets	10,839.68	8,032.08
Total Assets	13,973.12	11,381.56

Liabilities (Rs. Lakhs)	Mar-26	Mar-25
Equity		
Equity Share capital	3,437.79	3,248.35
Other Equity	3,768.23	756.52
Non-Controlling Interest	201.14	532.18
Share application money pending allotment	1,806.62	2,371.51
Total Equity	9,213.78	6,908.56
Financial liabilities		
Borrowings	2,726.45	708.67
Lease Liabilities	176.95	182.19
Provisions	-	-
Deferred tax liabilities (Net)	-	-
Total Non Current Liabilities	2,903.40	890.85
Financial liabilities		
Borrowings	1,044.40	1,332.72
Lease Liabilities	-	-
Trade Payables	235.24	1,805.52
Other financial liabilities	-	-
Provisions	383.27	253.96
Other current liabilities	141.19	100.10
Current tax liabilities (Net)	51.84	89.85
Total Current Liabilities	1,855.94	3,582.15
Total Equity and Liabilities	13,973.12	11,381.56

HISTORICAL DATA - PROFIT & LOSS ACCOUNT

Particulars (Rs. Lakhs)	FY22	FY23	FY24	FY25	FY26
Revenue from Operations	4,734.47	5,055.36	5,704.10	7,806.69	11,636.49
Other Income	14.54	17.84	20.92	22.44	28.90
Total Income	4,749.01	5,073.20	5,725.02	7,829.13	11,665.39
Cost of materials consumed	3,765.08	2,985.27	2,468.84	5,950.70	9,093.06
Purchase of Stock in Trade	219.18	665.89	250.34	69.58	326.14
Changes in inventories of finished goods, WIP and Stock in trade	(248.87)	(309.34)	694.97	(1,342.87)	(694.68)
Employee Expenses	181.83	268.12	338.10	346.94	413.68
Other Administrative Expenses	169.39	610.97	566.07	1,077.78	235.95
EBITDA	662.40	852.29	1,406.70	1,727.01	2,291.24
Depreciation and Amortization Expense	129.09	261.63	531.78	660.27	677.65
EBIT	533.31	590.66	874.92	1,066.75	1,613.59
Finance Cost	112.09	132.48	244.20	261.83	291.64
Profit before Tax	421.22	458.18	630.72	804.92	1,321.95
Tax					
Current Tax	124.29	154.50	185.00	202.60	333.00
Deffered Tax	(3.70)	(29.12)	(49.84)	(70.04)	(59.81)
Short/Excess Tax	-	-	(8.38)	17.44	45.00
Profit After Tax	300.63	332.80	503.94	654.91	1,003.75
Items that will be reclassified to profit or loss	0.65	0.83	6.61	(0.09)	-
Total Comprehensive Income	301.28	333.64	510.56	654.82	1,003.75
PAT Margin (%)	6.36	6.60	8.95	8.39	8.63
EPS	2.78	3.07	4.65	2.02	1.63
DEPS	2.78	3.07	4.65	2.02	1.72

HISTORICAL DATA - BALANCE SHEET - ASSETS


Assets (Rs. Lakhs)	Mar-22	Mar-23	Mar-24	Mar-25	Mar-26
Non Current assets					
Property, Plant and Equipment	529.72	1,060.62	1,962.97	1,764.95	1,705.34
Capital work-in-progress	-	-	-	-	-
Intangible Assets	41.22	20.61	-	-	-
Intangible Assets under development	-	-	-	-	-
Right Use of Assets	195.30	136.45	206.84	135.08	151.34
Financial Assets					
Investments	5.45	6.19	10.05	779.70	789.95
Loans	72.40	50.27	45.86	89.57	157.85
Other financial assets					
Deferred tax assets (net)	18.87	48.00	97.84	167.88	227.68
Other non-current assets	-	218.20	0.19	0.19	
Total Non Current Assets (A)	862.97	1,540.34	2,323.76	2,937.37	3,032.16
Current Assets					
Inventories	1,021.53	1,330.88	635.90	1,978.78	2,673.46
Financial Assets					
Investments	-	-	-	-	-
Trade receivables	1,627.51	1,182.74	1,797.29	2,565.66	5,108.62
Cash and cash equivalents	78.91	69.07	44.50	51.42	119.85
Bank balances other than above	-	-	-	-	-
Loans & Advances	12.83	51.03	52.73	-	-
Current Tax Assets (Net)	93.44	109.38	101.24	433.38	251.81
Other current assets	320.03	418.32	1,049.35	2,137.09	1,099.95
Total Current Assets (B)	3,154.25	3,161.42	3,681.02	7,166.33	9,253.69
Total Assets (A+B)	4,017.22	4,701.77	6,004.78	10,103.68	12,285.83

HISTORICAL DATA - BALANCE SHEET - LIABILITIES

Liabilities (Rs. Lakhs)	Mar-22	Mar-23	Mar-24	Mar-25	Mar-26
Equity					
Equity Share capital	1,082.78	1,082.78	1,082.78	3,248.35	3,437.79
Other Equity	1,444.70	1,777.48	2,271.81	739.40	3,681.46
Non-Controlling Interest	-	-	-	-	-
Share application money pending allotment	-	-	-	2,371.51	1,806.62
Total Equity (A)	2,527.48	2,860.27	3,354.59	6,359.26	8,925.87
Financial liabilities					
Borrowings	281.27	433.92	555.58	346.73	1,598.91
Lease Liabilities	207.47	143.77	233.19	163.45	176.95
Provisions	-	-	-	-	-
Deferred tax liabilities (Net)	-	-	-	-	-
Total Non Current Liabilities (B)	488.74	577.69	788.77	510.19	1,775.86
Financial liabilities					
Borrowings	241.90	653.90	990.59	1,292.57	1,044.40
Lease Liabilities	-	-	-	-	-
Trade Payables	471.78	301.50	604.93	1,598.17	71.68
Other financial liabilities	-	-	-	-	-
Provisions	138.43	162.38	190.23	208.21	336.66
Other current liabilities	66.22	64.32	71.35	73.83	63.98
Current tax liabilities (Net)	82.67	81.71	4.32	61.46	67.38
Total Current Liabilities (C)	1,001.00	1,263.81	1,861.42	3,234.23	1,584.10
Total Equity and Liabilities (A+B+C)	4,017.22	4,701.77	6,004.78	10,103.68	12,285.83



SERVING 1,000+ CLIENTS WITH TRUSTED SOLUTIONS



ONE NETWORK WORLDWIDE REACH UNLIMITED POSSIBILITIES



REGISTERED OFFICE

24, 1st Floor, Palkhiwala House,
Tara Manzil, 1st Dhobi Talao Lane,
Mumbai – 400 002.

CORPORATE OFFICE

U.P. Warehouse, Mafco Yard,
Plot No. 4 to 9, 1st Floor, Sector 18,
Vashi, Navi Mumbai-400 703.

ADMINISTRATIVE OFFICE

808 & 809, 8th Floor, Vindhya Commercial
Premises, Plot No 1, Sector 11,
CBD Belapur, Navi Mumbai-400614.

Contact us

Dhanraj Kunder
CFO, DJ Mediaprint & Logistics Limited
dhanraj.kunder@djcorp.in

Khushboo Lalji
Company Secretary, DJ Mediaprint & Logistics Limited
cs@djcorp.in